

May 15, 2008

Exchange Traded Funds

Worldwide Guidebook

NOT FOR US INVESTORS

This material is not a solicitation of any offer to buy or sell any security or other financial instrument or to participate in any trading strategy. This material was not prepared by the Morgan Stanley Research Department, and you should not regard it as a research report. Please refer to important information and qualifications at the end of this material.

Table of Contents

A Information On:

Exchange Traded Funds (ETFs), Exchange Traded Commodities (ETCs) and HOLDERS	2
Bloomberg and Reuters Pages	3

B Product Listings:

ETFs Listed in Europe	6
Exchange Traded Commodities Listed in Europe	38
ETFs Listed in the United States	48
Other Exchange Traded Products Listed in the US	80
ETFs Listed in Latin America	86
ETFs Listed in the Rest of the World	92

C General Information:

What are ETFs?	102
Creation/Redemption Process	103
ETF Trading Process	104

D Important Information: 108

Exchange Traded Funds (ETFs)

“ETFs” are a relatively new kind of open-ended investment fund that are listed on various stock exchanges. All products to date are passive index funds. They are efficient trading vehicles that offer intra-day liquidity and market depth, allowing traders to tap multiple pools of liquidity. The open-ended structure allows for efficient pricing, so that the prices of the fund shares on the exchange will normally trade close to net asset value.

The products described in this guidebook share the following characteristics:

- Trade during exchange market hours
- Can be sold short
- Are Lendable and Marginable

ETFs have very different legal and regulatory structures. The prospectuses contain more complete and important information about ETFs and should be read carefully before investing.

Clients should obtain a copy of the relevant prospectus from the fund distributor.

Exchange Traded Commodities (ETCs)

ETCs are not “ETFs” as they are listed securities, not funds, which means the regulatory and tax treatment may be different than traditional ETFs. Similar to Exchange Traded Funds, ETCs are liquid, as they can be created and redeemed on a continuous basis by market makers, matching the liquidity of the underlying markets. ETCs are open-ended securities which can be bought and sold intraday by investors on an exchange in the same way as any equity.

ETCs have very different legal and regulatory structures. The prospectuses contain more complete and important information about ETCs and should be read carefully before investing.

Clients should obtain a copy of the relevant prospectus from the distributor.

Holding Company Depository Receipts (HOLDERS)

HOLDERS, or Holding Company Depository Receipts, are not ETFs. They are similar to ETFs in some ways but differ in a number of important ways. The composition of a HOLDER does not change after issue, except in special cases, such as mergers or acquisitions. As a result, stocks selected for HOLDERS with a sector focus may not remain the largest and most liquid in their industry. They may even leave the industry altogether. If this happens, HOLDERS may not provide the same targeted exposure to the industry that was initially expected. HOLDERS are never rebalanced, which may lead to abnormal weightings among constituents.

Clients should obtain a copy of the relevant prospectus from the distributor.

Shorting ETFs follow the same guidelines as shorting shares.

For further information on ETFs, ETCs and HOLDERS please contact:

Investment Strategies

Deborah A. Fuhr	44 20 7425 5598	Deborah.Fuhr@morganstanley.com
-----------------	-----------------	--------------------------------

International Securities Lending

Leonard Welter	44 20 7425 6165	Leonard.Welter@morganstanley.com
Tom Kocica	1 212 762 9714	Thomas.Kocica@morganstanley.com

US Securities Lending

Bryan Cosgrove	1 212 762 9708	Bryan.Cosgrove@morganstanley.com
Konstantine Karloutsos	1 212 762 9701	Konstantine.Karloutsos@morganstanley.com

Contact your Morgan Stanley salesperson or call:

Sales in London	44 20 7425 6330
Sales in Paris	33 1429 07407
Sales in Frankfurt	49 69 2166 1060
Sales in Madrid	34 91 412 1110
Sales in Milan	39 02 7633 7723
Sales in Zurich	41 1 220 9430
Sales in Hong Kong	852 2848 5337
Sales in Tokyo	81 3 5424 5524
Sales in Sydney	61 2 9770 1119

Morgan Stanley has ETF pages on Reuters. To access them type **MSETFS** in the quote browser

ETFs listed in Europe are covered by options 1 – 12

To see ETCs listed in Europe, go to option <0#ETFETC=MSIL>

```

Morgan Stanley Exchange Traded Funds - ETFs
===== ETFs LISTED IN EUROPE ===== EXCHANGE TRADED COMMODITIES =====

<0#ETFEURSEC=MSIL> European Sectors
<0#ETFEURZSE=MSIL> Eurozone Sectors
<0#ETFEURCTY=MSIL> Country Exp Eur
<0#ETFEURSTY=MSIL> Style Exposure
<0#ETFEURREG=MSIL> Regional Exp Eur
<0#EUTEURZRE=MSIL> Reg Exp Eurozone
<0#ETFUSSECT=MSIL> US Sect Exposure
<0#ETFUSCTRY=MSIL> US Country Exp
<0#ETFINTEMG=MSIL> Int/Emerging Mkt
<0#ETFGLOBAL=MSIL> Global Exposure
<0#ETFCOMM=MSIL> Commodity Exp
<0#ETFFIXED=MSIL> Fixed Income

<0#ETFETC=MSIL> ETCs in Europe

===== GENERAL INFORMATION =====
<ETFSDISCLAIM> Disclaimer
<MSETFSCONTACTS> Contacts
<MSETFSINFO> Sign Up
<MORGANSTANLEY> Speed Guide

=====
To gain access to Morgan Stanley Exchange Traded Funds, Please follow the
instructions on <MSETFSINFO>
*** IMPORTANT INFORMATION ***
To view Morgan Stanley Exchange Traded Funds, Reuters Templates version 10.81
are required, for more information, please contact your local IT representative
or Reuters directly:
http://customers.session.rservices.com/crmcontactus/support.asp

```

0#ETFEURSEC=MSIL		European Sectors			MSETFS			
Indicative prices only.		<ETFSDISCLAIM>			For contacts see: <MSETFSCONTACTS>			
RIC	Name	Bid	Ask	NAV	Currency	Index	Time	Date
STV=MSIL	stTrax EuConDisc	63.23	63.36	63.26	EUR	<.MSCIEU0CD>	18:50	30APR07
STS=MSIL	stTrax EuConStap	77.91	78.07	78.07	EUR	<.MSCIEU0CS>	18:50	30APR07
STN=MSIL	st MSCI Eur Nrg	98.65	98.85	98.92	EUR	<.MSCIEU0EN>	18:50	30APR07
STZ=MSIL	st MS Eur Finan	79.13	79.29	79.19	EUR	<.MSCIEU0FN>	18:50	30APR07
STW=MSIL	st MS Eur Health	61.21	61.33	61.32	EUR	<.MSCIEU0HC>	18:50	30APR07
STQ=MSIL	st MS Eur Indust	108.01	108.25	108.10	EUR	<.MSCIEU0IN>	18:49	30APR07
STK=MSIL	st MS Eur InfTec	40.82	40.91	40.86	EUR	<.MSCIEU0IT>	18:50	30APR07
STP=MSIL	st MS Eur Mat	138.07	138.4	138.35	EUR	<.MSCIEU0MT>	18:50	30APR07
STT=MSIL	st MSCI Eur Tele	44.89	44.94	44.98	EUR	<.MSCIEU0TC>	18:50	30APR07
STU=MSIL	st MS Eur Util	97.63	97.83	97.64	EUR	<.MSCIEU0UT>	18:50	30APR07
SXAPEX=MSIL	indDJS600 Auto	36.05	36.12	36.05	EUR	<.SXAP>	16:35	30APR07
SXPPEX=MSIL	indDJS600 Basic	60.70	60.94	60.95	EUR	<.SXPP>	18:50	30APR07
SBANK=MSIL	indEx DJS600 Bnk	54.27	54.37	54.32	EUR	<.SX7P>	18:47	30APR07
SX4PEX=MSIL	IndDJS 600 Chem	46.93	47.11	47.00	EUR	<.SX4P>	16:36	30APR07
SX0PEX=MSIL	indDJS600 Cons	44.96	45.14	45.03	EUR	<.SX0P>	18:29	30APR07
SXFPEX=MSIL	indDJS600 Finan	49.00	49.19	49.10	EUR	<.SXFP>	18:50	30APR07
SX3PEX=MSIL	indDJS600 Food	32.27	32.4	32.36	EUR	<.SX3P>	17:27	30APR07
SHEL=MSIL	indDJS600 Health	45.81	45.9	45.90	EUR	<.SXDP>	18:50	30APR07
SXNPEX=MSIL	indDJS600 IndGd	35.30	35.44	35.36	EUR	<.SXNP>	18:48	30APR07
SXIPEX=MSIL	IndDJS 600 Insu	30.18	30.3	30.22	EUR	<.SXIP>	16:36	30APR07
SXMPEX=MSIL	indEx DJS600 Med	25.28	25.38	25.32	EUR	<.SXMP>	18:50	30APR07
SXEPEX=MSIL	IndDJS 600 Oil	41.46	41.62	41.59	EUR	<.SXEP>	18:50	30APR07
SXHPEX=MSIL	indDJS600 Pers	42.25	42.41	42.34	EUR	<.SXQP>	18:49	30APR07
SREEEX=MSIL	DJ Stoxx Real Es	25.64	25.8	25.73	EUR	<.S8730P>	18:49	30APR07
SX1PEX=MSIL	indEX DJ600 Ret	38.18	38.33	38.28	EUR	<.SXRPP>	18:50	30APR07
STECH=MSIL	IndDJS 600 Tech	31.67	31.74	31.70	EUR	<.SX8P>	18:02	30APR07
STEL=MSIL	indDJS600 Telec	33.52	33.58	33.60	EUR	<.SXKP>	18:47	30APR07
SX2PEX=MSIL	indDJS600 Travel	22.51	22.6	22.53	EUR	<.SXTP>	18:50	30APR07
SX6PEX=MSIL	IndDJS 600 Util	50.00	50.19	50.05	EUR	<.SX6P>	17:59	30APR07

Morgan Stanley has ETF pages on Bloomberg. To access them type **ETFS <go>**
For Access send us your S/N and UUID numbers. Type IAM <go> to see your numbers.

ETFS

P089 n EquityETFS

Morgan Stanley

MS <GO>

www.morganstanley.com

EXCHANGE TRADED FUNDS - ETFs

ETFs LISTED IN EUROPE

1) European Sectors
2) Eurozone Sectors
3) Country Exposure Europe
4) Style Exposure
5) Regional Exposure Europe
6) Regional Exposure Eurozone
7) Leveraged/Inverse
8) US Country/Sector Exposure
9) International/Emerging Markets
10) Global Exposure
11) Commodity Exposure
12) Fixed Income/Currencies

STRATEGY

13) ETFs Around The World

EXCHANGE TRADED COMMODITIES

14) ETCs Listed in Europe

ETF FACT SHEETS

15) ETF Worldwide Guidebook

LINKS TO OTHER ETFs

16) ETFM ETFs Listed in the US
17) ETFI ETFs Listed in Italy
18) ETFJ ETFs Listed in Japan
19) ETFX ETFs Listed in Latin America

GENERAL INFORMATION

20) Disclaimer
21) Sign Up
22) Contacts

Australia 61 2 9777 8600 Brazil 5511 3048 4500 Europe 44 20 7330 7500 Germany 49 69 9204 1210 Hong Kong 852 2977 6000
Japan 81 3 3201 8900 Singapore 65 6212 1000 U.S. 1 212 318 2000 Copyright 2008 Bloomberg Finance L.P.
6454-341-3 13-Mar-2008 09:54:42

01 N1N194 Equity ETFS
200<Go> to view in Launchpad
5:58 EUROPEAN SECTORS PAGE 1 / 6

ETF Name	Cur	Bid	Ask	Time
1) sTRACKS MSCI EUROPE CONS DISC	EUR	55.18	55.27	5:58
2) sTRACKS MSCI EUROPE CONS STAP	EUR	69.59	69.71	5:58
3) sTRACKS MSCI EUROPE ENERGY	EUR	101.96	102.13	5:57
4) sTRACKS MSCI EUROPE FINANCIALS	EUR	74.05	74.17	5:58
5) sTRACKS MSCI EUROPE HEALTH	EUR	60.44	60.55	5:58
6) sTRACKS MSCI EUROPE INDUSTRIAL	EUR	89.46	89.60	5:58
7) sTRACKS MSCI EUROPE IT	EUR	38.36	38.43	5:58
8) sTRACKS MSCI EUROPE MATERIALS	EUR	121.78	121.98	5:58
9) sTRACKS MSCI EUROPE TELECOMS	EUR	41.88	41.94	5:58
10) sTRACKS MSCI EUROPE UTILITIES	EUR	87.81	87.95	5:58

11) DJ STOXX 600 AUTO & PARTS EX
12) DJ STOXX 600 BASIC RESRCS EX
13) DJ STOXX 600 BANKS
14) DJ STOXX 600 CHEMICALS EX

Morgan Stanley

Australia 61 2 9777 8600 Brazil 5511 3048 4500
Hong Kong 852 2977 6000 Japan 81 3 3201 8900 Singapore 65 6212 1000 U.S. 1 212 318 2000

<HELP> for explanation, <MENU> for similar functions. P132 Equity MHD
Enter # <GO> for selection, 99 <GO> to select the Portfolio Analytics Menu.

3/31/05 MUTUAL FUND HOLDINGS Page 17 / 6
streetTRACKS MSCI EU CONS DI Cash (x000): 0
Current Portfolio streetTRACKS MSCI EU CONS DI

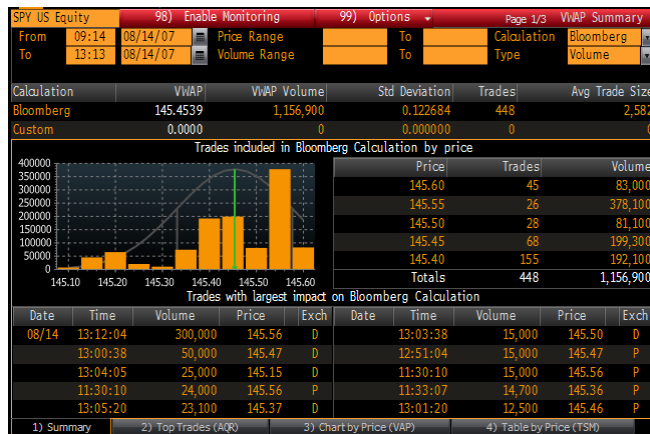
Name and Ticker	Position	Value	Change	% Net
1) DaimlerChrysler AG DCX	22274	769121.22	unch	6.174
2) Koninklijke Philips El PHIA	32910	699337.50	unch	5.614
3) Vivendi Universal SA EX	25447	601312.61	unch	4.827
4) LVMH Moet Hennessy Lou MC	6248	360509.60	unch	2.894
5) GUS PLC GUS	21921	337642.89	unch	2.710
6) Hennes & Mauritz AB HMB	12294	326362.64	unch	2.620
7) Renault SA RNO	4708	324381.20	unch	2.604
8) Compagnie Financiere R CFR	13180	319481.63	unch	2.569
9) British Sky Broadcasti BSY	32724	276209.12	unch	2.217
10) Reed Elsevier PLC REL	31965	254929.89	unch	2.046
11) Kingfisher PLC KGF	59141	248301.91	unch	1.993
12) WPP Group PLC WPP	26275	230180.85	unch	1.848
13) Peugeot SA UG	4600	225492.00	unch	1.810
14) Reuters Group PLC RTR	35545	210866.74	unch	1.693
15) Marks & Spencer Group MKS	41810	210341.84	unch	1.689
16) Volkswagen AG VOW	5702	209377.44	unch	1.681
17) Compass Group PLC CPG	57919	203379.70	unch	1.633
18) ITV PLC ITV	108940	201960.74	unch	1.621

Australia 61 2 9777 8600 Brazil 5511 3048 4500 Europe 44 20 7330 7500 Germany 49 69 9204 1210
Hong Kong 852 2977 6000 Japan 81 3 3201 8900 Singapore 65 6212 1000 U.S. 1 212 318 2000 Copyright 2006 Bloomberg L.P.
6949-505-1 10-Apr-06 13:05:44

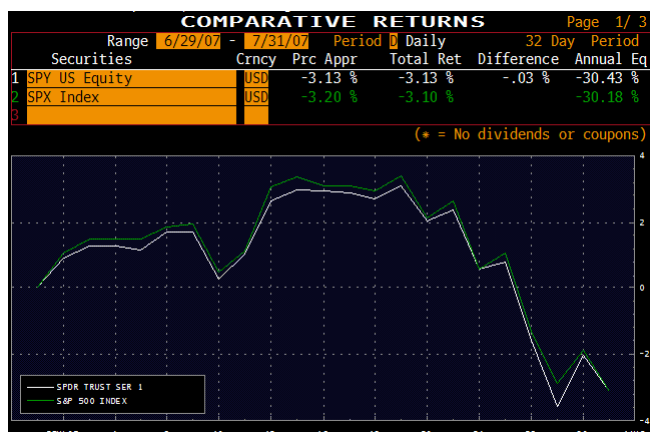
Common Bloomberg ETF Related Functions

Code Function

ETFS	<go>	Morgan Stanley's ETF pages
MHD	<go>	Lists the most recent holdings of a selected ETF
HDS	<go>	List of Institutional Owners of the selected ETF
TSM	<go>	Trade Summary Matrix



QR	<go>	Quote Recap
OMON	<go>	Option Chain
DVD	<go>	Dividend Summary
QRM	<go>	Lets you see individual trades in a selected ETF
NAV	<go>	Graphs the historical discount or premium of a selected ETF's price versus its end-of-day net asset value
GIP	<go>	Graph intraday price movements for a selected ETF for a time period of up to 30 days
VAP	<go>	Total shares traded at each price
AQR	<go>	Volume weighted average quote
COMP	<go>	Chart an ETF versus its Index, NAV or other ETF



DES	<go>	Lets you access background information on and financial data for a selected ETF
QSRC	<go>	Lets you search for ETFs based on criteria you select, such as industries and exchanges
FSRC	<go>	Also lets you search for ETFs based on criteria you select, such as fund family and benchmark index
DSRC	<go>	Lets you search for ETFs based on key words found on their Description (DES) screens
NI ETF	<go>	Displays headlines of new stories on ETFs
MRR	<go>	Ranks the 10 best and worst performing securities in a selected index

ETFs Listed in Europe



Name	Price Ticker		Intraday NAV		Index		ISIN	Approx. No of Stocks		Annual TER	
	Bloomberg	Reuters	Bloomberg	Reuters	Bloomberg	Reuters		ETF	Index	(bps)	Divs
European Sector Exposure											
streetTRACKS MSCI Europe Consumer Discretionary	STV FP	STV.PA	VLSTV	.STV	MXEU0CD	.MSCIEU0CD	FR0000001752	109	109	50	R
streetTRACKS MSCI Europe Consumer Staples	STS FP	STSS.PA	VLSTS	.STS	MXEU0CS	.MSCIEU0CS	FR0000001745	43	43	50	R
streetTRACKS MSCI Europe Energy	STN FP	MSEN.PA	VLSTN	.STN	MXEU0EN	.MSCIEU0EN	FR0000001810	19	19	50	R
streetTRACKS MSCI Europe Financials	STZ FP	STZZ.PA	VLSTZ	.STZ	MXEU0FN	.MSCIEU0FN	FR0000001703	109	109	50	R
streetTRACKS MSCI Europe Healthcare	STW FP	STW.PA	VLSTW	.STW	MXEU0HC	.MSCIEU0HC	FR0000001737	36	36	50	R
streetTRACKS MSCI Europe Industrials	STQ FP	STQ.PA	VLSTQ	.STQ	MXEU0IN	.MSCIEU0IN	FR0000001778	112	112	50	R
streetTRACKS MSCI Europe Info Tech	STK FP	STK.PA	VLSTK	.STK	MXEU0IT	.MSCIEU0IT	FR0000001695	34	34	50	R
streetTRACKS MSCI Europe Materials	STP FP	STPP.PA	VLSTP	.STP	MXEU0MT	.MSCIEU0MT	FR0000001794	51	51	50	R
streetTRACKS MSCI Europe Telecom	STT FP	STTT.PA	VLSTT	.STT	MXEU0TS	.MSCIEU0TS	FR0000001687	24	24	50	R
streetTRACKS MSCI Europe Utilities	STU FP	STUU.PA	VLSTU	.STU	MXEU0UT	.MSCIEU0UT	FR0000001646	28	28	50	R
iShares DJ STOXX 600 Automobiles & Parts (DE)	SXAPEX GY	SXAPEX.DE	SXAPNAV	SXAPNAV.DE	SXAP	SXAP.DE	DE0006344716	14	14	52	A (Jul)
iShares DJ STOXX 600 Basic Resources (DE)	SXPPPEX GY	SXPPPEX.DE	SXPPNAV	SXPPNAV.DE	SXPP	SXPP.DE	DE0006344724	21	21	52	A (Jul)
iShares DJ STOXX 600 Banks (DE)	SX7PEX GY	SX7PEX.DE	SX7PNAV	SX7PNAV.DE	SX7P	SX7P.DE	DE0006289341	67	67	52	A (Jul)
iShares DJ STOXX 600 Chemicals (DE)	SX4PEX GY	SX4PEX.DE	SX4PNAV	SX4PNAV.DE	SX4P	SX4P.DE	DE0006344732	19	19	52	A (Jul)
iShares DJ STOXX 600 Construction & Materials (DE)	SXOPEX GY	SXOPEX.DE	SXOPNAV	SXOPNAV.DE	SXOP	SXOP.DE	DE0006344740	29	29	52	A (Jul)
iShares DJ STOXX 600 Financial Services (DE)	SXFPPEX GY	SXFPPEX.DE	SXFPNAV	SXFPNAV.DE	SXFP	SXFP.DE	DE0006344773	45	45	52	A (Jul)
iShares DJ STOXX 600 Food & Beverage (DE)	SX3PEX GY	SX3PEX.DE	SX3PNAV	SX3PNAV.DE	SX3P	SX3P.DE	DE0006344781	28	28	52	A (Jul)
iShares DJ STOXX 600 Health Care (DE)	SXDPEX GY	SXDPEX.DE	SXDPNNAV	SXDPNNAV.DE	SXDP	SXDP.DE	DE0006289374	33	33	52	A (Jul)
iShares DJ STOXX 600 Industrial Goods & Services (DE)	SXNPPEX GY	SXNPPEX.DE	SXNPNAV	SXNPNAV.DE	SXNP	SXNP.DE	DE0006344799	82	82	52	A (Jul)
iShares DJ STOXX 600 Insurance (DE)	SXIPEX GY	SXIPEX.DE	SXIPNAV	SXIPNAV.DE	SXIP	SXIP.DE	DE0006289416	36	36	52	A (Jul)
iShares DJ STOXX 600 Media (DE)	SXMPPEX GY	SXMPPEX.DE	SXMPNAV	SXMPNAV.DE	SXMP	SXMP.DE	DE0006289424	41	41	52	A (Jul)
iShares DJ STOXX 600 Oil & Gas (DE)	SXEPEX GY	SXEPEX.DE	SXEPNAV	SXEPNAV.DE	SXEP	SXEP.DE	DE0006344765	18	18	52	A (Jul)
iShares DJ STOXX 600 Personal & Household Goods (DE)	SXQPEX GY	SXQPEX.DE	SXQPNAV	SXQPNAV.DE	SXQP	SXQP.DE	DE0006289432	31	31	52	A (Jul)
iShares DJ STOXX 600 Real Estate (DE)	SREEEX GY	SREEEX.DE	SREENAV	SREENAV.DE	S8730P	S8730P	DE000A0H0751	22	22	47	Q (Feb, May, Aug, Nov)
iShares DJ STOXX 600 Retail (DE)	SXRPEX GY	SXRPEX.DE	SXRPNAV	SXRPNAV.DE	SXRP	SXRP.DE	DE0006289440	27	27	52	A (Jul)
iShares DJ STOXX 600 Technology (DE)	SX8PEX GY	SX8PEX.SG	SX8PNAV	SX8PNAV.DE	SX8P	SX8P.DE	DE0006289366	25	25	52	A (Jul)
iShares DJ STOXX 600 Telecommunications (DE)	SXKPEX GY	SXKPEX.DE	SXKPNAV	SXKPNAV.DE	SXKP	SXKP.DE	DE0006289358	23	23	52	A (Jul)
iShares DJ STOXX 600 Travel & Leisure (DE)	SXTPEX GY	SXTPEX.DE	SXTPNAV	SXTPNAV.DE	SXTP	SXTP.DE	DE0006344757	29	29	52	A (Jul)
iShares DJ STOXX 600 Utilities (DE)	SX6PEX GY	SX6PEX.DE	SX6PNAV	SX6PNAV.DE	SX6P	SX6P.DE	DE0006289457	32	32	52	A (Jul)
iShares DJ STOXX 600 Automobiles & Parts Swap (DE)	SXAREX GY	SXAREX.DE	SXARNAV	SXARNAV.DE	SXAR	SXAR	DE000A0D8Q56	14	14	30	R
Borsa Italiana	SXAREX IM	SXAREX.MI	SXARNAV	SXARNAV.DE	SXAR	SXAR	DE000A0D8Q56	14	14	30	R
Euronext Paris	GXA FP	GXA.PA	GXA.PA	SXARNAV.DE	SXAR	SXAR	DE000A0D8Q56	14	14	30	R
iShares DJ STOXX 600 Banks Swap (DE)	SX7REX GY	SX7REX.DE	SX7RNAV	SX7RNAV.DE	SX7R	SX7R	DE000A0D8Q64	64	64	30	R
Borsa Italiana	SX7REX IM	SXAREX.MI	SX7RNAV	SX7RNAV.DE	SX7R	SX7R	DE000A0D8Q64	64	64	30	R
Euronext Paris	GXB FP	GXB.PA	SX7RNAV	SX7RNAV.DE	SX7R	SX7R	DE000A0D8Q64	64	64	30	R
iShares DJ STOXX 600 Basic Resources Swap (DE)	SXPPEX GY	SXPPEX.DE	SXPRNAV	SXPRNAV.DE	SXPR	SXPR	DE000A0D8Q72	24	24	30	R
Borsa Italiana	SXPPEX IM	SXPPEX.MI	SXPRNAV	SXPRNAV.DE	SXPR	SXPR	DE000A0D8Q72	24	24	30	R
Euronext Paris	GQX FP	GQX.PA	SXPRNAV	SXPRNAV.DE	SXPR	SXPR	DE000A0D8Q72	24	24	30	R
iShares DJ STOXX 600 Chemicals Swap (DE)	SX4REX GY	SX4REX.DE	SX4RNAV	SX4RNAV.DE	SX4R	SX4R	DE000A0D8Q80	22	22	30	R
Borsa Italiana	SX4REX IM	SX4REX.MI	SX4RNAV	SX4RNAV.DE	SX4R	SX4R	DE000A0D8Q80	22	22	30	R
Euronext Paris	GXC FP	GXC.PA	VLGXC	SX4RNAV	SX4R	SX4R	DE000A0D8Q80	22	22	30	R
iShares DJ STOXX 600 Construction & Materials Swap (DE)	SXOREX GY	SXOREX.DE	SXORNNAV	SXORNNAV.DE	SXOR	SXOR	DE000A0F5T02	29	29	30	R
Borsa Italiana	SXOREX IM	SXOREX.MI	SXORNNAV	SXORNNAV.DE	SXOR	SXOR	DE000A0F5T02	29	29	30	R
iShares DJ STOXX 600 Financial Services Swap (DE)	SXFREX GY	SXFREX.DE	SXFRNAV	SXFRNAV.DE	SXFR	SXFR	DE000A0F5T10	52	52	30	R
Borsa Italiana	SXFREX IM	SXFREX.MI	SXFRNAV	SXFRNAV.DE	SXFR	SXFR	DE000A0F5T10	52	52	30	R
iShares DJ STOXX 600 Food & Beverage Swap (DE)	SX3REX GY	SX3REX.DE	SX3RNAV	SX3RNAV.DE	SX3R	SX3R	DE000A0F5T28	28	28	30	R
Borsa Italiana	SX3REX IM	SX3REX.MI	SX3RNAV	SX3RNAV.DE	SX3R	SX3R	DE000A0F5T28	28	28	30	R
iShares DJ STOXX 600 Health Care Swap (DE)	SXDREX GY	SXDREX.DE	SXDRNAV	SXDRNAV.DE	SXDR	SXDR	DE000A0F5T36	28	28	30	R
Borsa Italiana	SXDREX IM	SXDREX.MI	SXDRNAV	SXDRNAV.DE	SXDR	SXDR	DE000A0F5T36	28	28	30	R
Euronext Paris	GXH FP	GXH.PA	SXDRNAV	SXDRNAV.DE	SXDR	SXDR	DE000A0F5T36	28	28	30	R
iShares DJ STOXX 600 Industrial Goods & Services Swap (DE)	SXNREX GY	SXNREX.DE	SXNRNAV	SXNRNAV.DE	SXNR	SXNR	DE000A0F5T44	87	87	30	R
Borsa Italiana	SXNREX IM	SXNREX.MI	SXNRNAV	SXNRNAV.DE	SXNR	SXNR	DE000A0F5T44	87	87	30	R
Euronext Paris	GXI FP	GXI.PA	SXNRNAV	SXNRNAV.DE	SXNR	SXNR	DE000A0F5T44	87	87	30	R
iShares DJ STOXX 600 Insurance Swap (DE)	SXIREX GY	SXIREX.DE	SXIRNAV	SXIRNAV.DE	SXIR	SXIR	DE000A0F5T51	34	34	30	R
Borsa Italiana	SXIREX IM	SXIREX.MI	SXIRNAV	SXIRNAV.DE	SXIR	SXIR	DE000A0F5T51	34	34	30	R
iShares DJ STOXX 600 Media Swap (DE)	SXMREX GY	SXMREX.DE	SXMNAV	SXMNAV.DE	SXMR	SXMR	DE000A0F5T69	35	35	30	R
Borsa Italiana	SXMREX IM	SXMREX.MI	SXMNAV	SXMNAV.DE	SXMR	SXMR	DE000A0F5T69	35	35	30	R
iShares DJ STOXX 600 Oil & Gas Swap (DE)	SXEREX GY	SXEREX.DE	SXERNNAV	SXERNNAV.DE	SXER	SXER	DE000A0F5T77	25	25	30	R
Borsa Italiana	SXEREX IM	SXEREX.MI	SXERNNAV	SXERNNAV.DE	SXER	SXER	DE000A0F5T77	25	25	30	R
Euronext Paris	GXG FP	GXG.PA	SXERNNAV	SXERNNAV.DE	SXER	SXER	DE000A0F5T77	25	25	30	R
iShares DJ STOXX 600 Personal & Household Goods Swap (DE)	SXQREX GY	SXQREX.DE	SXQRNAV	SXQRNAV.DE	SXQR	SXQR	DE000A0F5T85	28	28	30	R
Borsa Italiana	SXQREX IM	SXQREX.MI	SXQRNAV	SXQRNAV.DE	SXQR	SXQR	DE000A0F5T85	28	28	30	R
iShares DJ STOXX 600 Retail Swap (DE)	SXRRGX GY	SXRRGX.DE	SXRRNAV	SXRRNAV.DE	SXRR	SXRR	DE000A0F5T93	25	25	30	R
Borsa Italiana	SXRRGX IM	SXRRGX.MI	SXRRNAV	SXRRNAV.DE	SXRR	SXRR	DE000A0F5T93	25	25	30	R
Euronext Paris	GXR FP	GXR.PA	VLGXR	SXRRNAV	SXRR	SXRR	DE000A0F5T93	25	25	30	R
iShares DJ STOXX 600 Technology Swap (DE)	SX8REX GY	SX8REX.DE	SX8RNAV	SX8RNAV.DE	SX8R	SX8R	DE000A0F5UA6	21	21	30	R
Borsa Italiana	SX8REX IM	SX8REX.MI	SX8RNAV	SX8RNAV.DE	SX8R	SX8R	DE000A0F5UA6	21	21	30	R
Euronext Paris	GXT FP	GXT.PA	SX8RNAV	SX8RNAV.DE	SX8R	SX8R	DE000A0F5UA6	21	21	30	R
iShares DJ STOXX 600 Telecommunications Swap (DE)	SXKREX GY	SXKREX.DE	SXKRNAV	SXKRNAV.DE	SXKR	SXKR	DE000A0F5UB4	21	21	30	R
Borsa Italiana	SXKREX IM	SXKREX.MI	SXKRNAV	SXKRNAV.DE	SXKR	SXKR	DE000A0F5UB4	21	21	30	R
Euronext Paris	GXY FP	GXY.PA	VLGXY	SXKRNAV	SXKR	SXKR	DE000A0F5UB4	21	21	30	R
iShares DJ STOXX 600 Travel & Leisure Swap (DE)	SXTREX GY	SXTREX.DE	SXTRNAV	SXTRNAV.DE	SXTR	SXTR	DE000A0F5UC2	26	26	30	R
Borsa Italiana	SXTREX IM	SXTREX.MI	SXTRNAV	SXTRNAV.DE	SXTR	SXTR	DE000A0F5UC2	26	26	30	R
Euronext Paris	GZX FP	GZX.PA	VLGZX	SXTRNAV	SXTR	SXTR	DE000A0F5UC2	26	26	30	R
iShares DJ STOXX 600 Utilities Swap (DE)	SX6REX GY	SX6REX.DE	SX6RNAV	SX6RNAV.DE	X6R	SX6R	DE000A0F5UD0	33	33	30	R
Borsa Italiana	SX6REX IM	SX6REX.MI	SX6RNAV	SX6RNAV.DE	X6R	SX6R	DE000A0F5UD0	33	33	30	R
Lycor ETF DJ Stoxx 600 Automobiles & Parts											
Borsa Italiana	AUT FP	AUT.PA	VLAUT	.VLAUT	SXAP	SXAP	FR0010344630	14	14	30	A
Deutsche Boerse	AUTP IM	AUTP.MI	VLAUT	.VLAUT	SXAP	SXAP	FR0010344630	14	14	30	A
Lycor ETF DJ Stoxx 600 Banks	LYXAUT GR	LYXAUT.DE	VLAUT	.VLAUT	SXAP	SXAP	FR0010344630	14	14	30	A
Borsa Italiana	BNK FP	BNK.PA	VLBNK	.VLBNK	SX7P	SX7P	FR0010345371	64	64	30	A
Deutsche Boerse	BNK IM	BNK.MI	VLBNK	.VLBNK	SX7P	SX7P	FR0010345371	64	64	30	A
Lycor ETF DJ Stoxx 600 Basics Resources	LYXBK GR	LYXBK.DE	VLBNK	.VLBNK	SX7P	SX7P	FR0010345371	64	64	30	A
Borsa Italiana	BRE FP	BRE.PA	VLCHM	.VLBRE	SXPP	SXPP	FR0010345389	23	23	30	A
Deutsche Boerse	BRES IM	BRES.MI	VLCHM	.VLBRE	SXPP	SXPP	FR0010345389	23	23	30	A
Lycor ETF DJ Stoxx 600 Chemicals	LYXBRE GR	LYXBRE.DE	VLCHM	.VLBRE	SXPP	SXPP	FR0010345389	23	23	30	A
Borsa Italiana	CHM FP	CHM.PA	VLCHM	.VLCHM	SX4P	SX4P	FR0010345470	23	23	30	A
Deutsche Boerse	CHM IM	CHM.MI	VLCHM	.VLCHM	SX4P	SX4P	FR0010345470	23	23	30	A
Deutsche Boerse	LYXCHM GR	LYXCHM.DE	VLCHM	.VLCHM	SX4P	SX4P	FR0010345470	23	23	30	A



Currency	Local Price ¹	AUM (USD MM) ¹	Avg Daily Volume (USD MM) ²	Fund Structure	UCITS	Reg's	UK Dist	Init. Index	PEA	Status ³	Ratio	Eligible	Options	Futures	Manager	Launch Date
EUR	49.20	45.97	0.11	French SICAV	III	FR, G, L, N, UK	No	1/2	Yes	No	No	No	No	No	State Street Global Advisors	04-Oct-01
EUR	74.28	75.18	0.66	French SICAV	III	FR, G, L, N, UK	No	1/2	Yes	No	No	No	No	No	State Street Global Advisors	04-Oct-01
EUR	106.14	148.75	1.12	French SICAV	III	FR, G, L, N, UK	No	1/2	Yes	No	No	No	No	No	State Street Global Advisors	06-Sep-01
EUR	58.37	127.25	0.69	French SICAV	III	FR, G, L, N, UK	No	1/2	Yes	No	No	No	No	No	State Street Global Advisors	06-Sep-01
EUR	47.25	94.54	0.54	French SICAV	III	FR, G, L, N, UK	No	1/2	Yes	No	No	No	No	No	State Street Global Advisors	04-Oct-01
EUR	91.96	93.08	0.05	French SICAV	III	FR, G, L, N, UK	No	1/2	Yes	No	No	No	No	No	State Street Global Advisors	18-Oct-01
EUR	33.68	28.84	0.21	French SICAV	III	FR, G, L, N, UK	No	1/2	Yes	No	No	No	No	No	State Street Global Advisors	06-Sep-01
EUR	162.96	114.19	0.52	French SICAV	III	FR, G, L, N, UK	No	1/2	Yes	No	No	No	No	No	State Street Global Advisors	18-Oct-01
EUR	42.57	72.92	0.38	French SICAV	III	FR, G, L, N, UK	No	1/2	Yes	No	No	No	No	No	State Street Global Advisors	04-Oct-01
EUR	96.90	67.90	0.15	French SICAV	III	FR, G, L, N, UK	No	1/2	Yes	No	No	No	No	No	State Street Global Advisors	18-Oct-01
EUR	31.76	39.86	0.22	German Index Fund	No	G	No	1/10	No	No	No	No	No	No	Barclays Global Investors	22-Jul-02
EUR	79.21	356.21	2.54	German Index Fund	No	G	No	1/10	No	No	No	No	No	No	Barclays Global Investors	22-Jul-02
EUR	37.49	297.20	2.09	German Index Fund	No	G	No	1/10	No	No	No	No	No	No	Barclays Global Investors	04-May-01
EUR	50.79	78.38	0.41	German Index Fund	No	G	No	1/10	No	No	No	No	No	No	Barclays Global Investors	22-Jul-02
EUR	35.64	41.51	0.18	German Index Fund	No	G	No	1/10	No	No	No	No	No	No	Barclays Global Investors	22-Jul-02
EUR	37.24	47.09	0.14	German Index Fund	No	G	No	1/10	No	No	No	No	No	No	Barclays Global Investors	22-Jul-02
EUR	30.69	86.83	0.24	German Index Fund	No	G	No	1/10	No	No	No	No	No	No	Barclays Global Investors	22-Jul-02
EUR	35.02	250.30	2.17	German Index Fund	No	G	No	1/10	No	No	No	No	No	No	Barclays Global Investors	04-May-01
EUR	31.09	50.45	0.32	German Index Fund	No	G	No	1/10	No	No	No	No	No	No	Barclays Global Investors	22-Jul-02
EUR	23.21	237.23	1.06	German Index Fund	No	G	No	1/10	No	No	No	No	No	No	Barclays Global Investors	22-Jul-02
EUR	19.33	17.91	0.03	German Index Fund	No	G	No	1/10	No	No	No	No	No	No	Barclays Global Investors	22-Jul-02
EUR	43.27	168.65	2.59	German Index Fund	No	G	No	1/10	No	No	No	No	No	No	Barclays Global Investors	22-Jul-02
EUR	36.60	37.44	0.14	German Index Fund	No	G	No	1/10	No	No	No	No	No	No	Barclays Global Investors	22-Jul-02
EUR	16.88	31.25	0.09	German Index Fund	III	A, G	No	1/10	No	No	No	No	No	No	Barclays Global Investors	26-Sep-06
EUR	27.79	25.83	0.07	German Index Fund	No	G	No	1/10	No	No	No	No	No	No	Barclays Global Investors	22-Jul-02
EUR	25.08	74.32	0.59	German Index Fund	No	G	No	1/10	No	No	No	No	No	No	Barclays Global Investors	04-May-01
EUR	30.60	133.08	0.87	German Index Fund	No	G	No	1/10	No	No	No	No	No	No	Barclays Global Investors	04-May-01
EUR	15.44	8.49	0.11	German Index Fund	No	G	No	1/10	No	No	No	No	No	No	Barclays Global Investors	22-Jul-02
EUR	48.38	130.86	0.58	German Index Fund	No	G	No	1/10	No	No	No	No	No	No	Barclays Global Investors	22-Jul-02
EUR	44.74	38.18	0.10	German Index Fund	III	FR, G, IT	No	1/10	No	No	No	No	No	No	Barclays Global Investors	06-Mar-06
EUR	44.87	-	-	German Index Fund	III	FR, G, IT	No	1/10	No	No	No	No	No	No	Barclays Global Investors	26-Feb-08
EUR	43.35	-	-	German Index Fund	III	FR, G, IT	No	1/10	No	No	No	No	No	No	Barclays Global Investors	28-Mar-08
EUR	63.45	145.44	1.08	German Index Fund	III	FR, G, IT	No	1/10	No	No	No	No	No	No	Barclays Global Investors	06-Mar-06
EUR	64.15	-	0.02	German Index Fund	III	FR, G, IT	No	1/10	No	No	No	No	No	No	Barclays Global Investors	26-Feb-08
EUR	63.81	-	-	German Index Fund	III	FR, G, IT	No	1/10	No	No	No	No	No	No	Barclays Global Investors	23-Apr-08
EUR	127.08	238.25	1.04	German Index Fund	III	FR, G, IT	No	1/10	No	No	No	No	No	No	Barclays Global Investors	06-Mar-06
EUR	125.89	-	0.00	German Index Fund	III	FR, G, IT	No	1/10	No	No	No	No	No	No	Barclays Global Investors	26-Feb-08
EUR	123.84	-	-	German Index Fund	III	FR, G, IT	No	1/10	No	No	No	No	No	No	Barclays Global Investors	07-Apr-08
EUR	80.88	65.24	0.27	German Index Fund	III	FR, G, IT	No	1/10	No	No	No	No	No	No	Barclays Global Investors	06-Mar-06
EUR	81.39	-	0.19	German Index Fund	III	FR, G, IT	No	1/10	No	No	No	No	No	No	Barclays Global Investors	26-Feb-08
EUR	80.91	-	-	German Index Fund	III	FR, G, IT	No	1/10	No	No	No	No	No	No	Barclays Global Investors	05-May-08
EUR	53.66	25.48	0.11	German Index Fund	III	G, IT	No	1/10	No	No	No	No	No	No	Barclays Global Investors	06-Mar-06
EUR	53.33	-	0.00	German Index Fund	III	G, IT	No	1/10	No	No	No	No	No	No	Barclays Global Investors	26-Feb-08
EUR	58.63	36.15	0.23	German Index Fund	III	G, IT	No	1/10	No	No	No	No	No	No	Barclays Global Investors	06-Mar-06
EUR	57.17	-	-	German Index Fund	III	G, IT	No	1/10	No	No	No	No	No	No	Barclays Global Investors	26-Feb-08
EUR	45.36	63.57	0.29	German Index Fund	III	G, IT	No	1/10	No	No	No	No	No	No	Barclays Global Investors	06-Mar-06
EUR	44.08	-	0.00	German Index Fund	III	G, IT	No	1/10	No	No	No	No	No	No	Barclays Global Investors	26-Feb-08
EUR	45.54	88.78	0.43	German Index Fund	III	FR, G, IT	No	1/10	No	No	No	No	No	No	Barclays Global Investors	06-Mar-06
EUR	46.10	-	0.00	German Index Fund	III	FR, G, IT	No	1/10	No	No	No	No	No	No	Barclays Global Investors	26-Feb-08
EUR	45.51	-	0.27	German Index Fund	III	FR, G, IT	No	1/10	No	No	No	No	No	No	Barclays Global Investors	10-Apr-08
EUR	44.62	38.28	0.29	German Index Fund	III	FR, G, IT	No	1/10	No	No	No	No	No	No	Barclays Global Investors	06-Mar-06
EUR	42.51	-	-	German Index Fund	III	FR, G, IT	No	1/10	No	No	No	No	No	No	Barclays Global Investors	26-Feb-08
EUR	43.58	-	0.01	German Index Fund	III	FR, G, IT	No	1/10	No	No	No	No	No	No	Barclays Global Investors	02-Apr-08
EUR	33.22	179.70	0.47	German Index Fund	III	G, IT	No	1/10	No	No	No	No	No	No	Barclays Global Investors	06-Mar-06
EUR	34.27	-	0.00	German Index Fund	III	G, IT	No	1/10	No	No	No	No	No	No	Barclays Global Investors	26-Feb-08
EUR	27.09	35.98	0.00	German Index Fund	III	G, IT	No	1/10	No	No	No	No	No	No	Barclays Global Investors	06-Mar-06
EUR	24.40	-	-	German Index Fund	III	G, IT	No	1/10	No	No	No	No	No	No	Barclays Global Investors	26-Feb-08
EUR	73.12	274.40	1.45	German Index Fund	III	FR, G, IT	No	1/10	No	No	No	No	No	No	Barclays Global Investors	06-Mar-06
EUR	72.29	-	0.00	German Index Fund	III	FR, G, IT	No	1/10	No	No	No	No	No	No	Barclays Global Investors	26-Feb-08
EUR	72.46	-	0.00	German Index Fund	III	FR, G, IT	No	1/10	No	No	No	No	No	No	Barclays Global Investors	10-Apr-08
EUR	54.45	20.43	0.12	German Index Fund	III	G, IT	No	1/10	No	No	No	No	No	No	Barclays Global Investors	06-Mar-06
EUR	54.08	-	-	German Index Fund	III	G, IT	No	1/10	No	No	No	No	No	No	Barclays Global Investors	26-Feb-08
EUR	42.19	85.80	0.06	German Index Fund	III	FR, G, IT	No	1/10	No	No	No	No	No	No	Barclays Global Investors	06-Mar-06
EUR	41.58	-	-	German Index Fund	III	FR, G, IT	No	1/10	No	No	No	No	No	No	Barclays Global Investors	26-Feb-08
EUR	42.19	-	-	German Index Fund	III	FR, G, IT	No	1/10	No	No	No	No	No	No	Barclays Global Investors	05-May-08
EUR	31.88	114.42	0.26	German Index Fund	III	FR, G, IT	No	1/10	No	No	No	No	No	No	Barclays Global Investors	06-Mar-06
EUR	32.09	-	-	German Index Fund	III	FR, G, IT	No	1/10	No	No	No	No	No	No	Barclays Global Investors	26-Feb-08
EUR	29.46	-	0.03	German Index Fund	III	FR, G, IT	No	1/10	No	No	No	No	No	No	Barclays Global Investors	31-Mar-08
EUR	47.08	139.29	0.34	German Index Fund	III	FR, G, IT	No	1/10	No	No	No	No	No	No	Barclays Global Investors	06-Mar-06
EUR	47.68	-	0.00	German Index Fund	III	FR, G, IT	No	1/10	No	No	No	No	No	No	Barclays Global Investors	26-Feb-08
EUR	47.52	-	-	German Index Fund	III	FR, G, IT	No	1/10	No	No	No	No	No	No	Barclays Global Investors	05-May-08
EUR	22.21	13.90	0.15	German Index Fund	III	FR, G, IT	No	1/10	No	No	No	No	No	No	Barclays Global Investors	06-Mar-06
EUR	22.03	-	0.05	German Index Fund	III	FR, G, IT	No	1/10	No	No	No	No	No	No	Barclays Global Investors	26-Feb-08
EUR	21.92	-	-	German Index Fund	III	FR, G, IT	No	1/10	No	No	No	No	No	No	Barclays Global Investors	21-Apr-08
EUR	84.74	184.21	0.15	German Index Fund	III	G, IT	No	1/10	No	No	No	No	No	No	Barclays Global Investors	06-Mar-06
EUR	83.51	-	-	German Index Fund	III	G, IT	No	1/10	No	No	No	No	No	No	Barclays Global Investors	26-Feb-08
EUR	31.50	54.40	0.30	French FCP	III	FR, IT, G	No	1/10	Yes	No	No	No	No	No	Lyxor Asset Management	23-Aug-06
EUR	31.53	-	0.23	French FCP	III	FR, IT, G	No	1/10	Yes	No	No	No	No	No	Lyxor Asset Management	22-Nov-06
EUR	31.91	-	0.00	French FCP	III	FR, IT, G	No	1/10	Yes	No	No	No	No	No	Lyxor Asset Management	17-Oct-06
EUR	37.32	601.99	2.62	French FCP	III	FR, IT, G	No	1/10	Yes	No	No	No	No	No	Lyxor Asset Management	30-Aug-06
EUR	37.25	-	2.93	French FCP	III	FR, IT, G	No	1/10	Yes	No	No	No	No	No	Lyxor Asset Management	22-Nov-06
EUR	37.13	-	0.09	French FCP	III	FR, IT, G	No	1/10	Yes	No	No	No	No	No	Lyxor Asset Management	17-Oct-06
EUR	78.82	238.72	0.59	French FCP	III	FR, IT, G	No	1/10	Yes	No	No	No	No	No	Lyxor Asset Management	30-Aug-06
EUR	78.80	-	0.47	French FCP	III	FR, IT, G	No	1/10	Yes	No	No	No	No	No	Lyxor Asset Management	22-Nov-06
EUR	78.83	-	0.01	French FCP	III	FR, IT, G	No	1/10	Yes	No	No	No	No	No	Lyxor Asset Management	17-Oct-06
EUR	51.06	165.69	0.09	French FCP	III	FR, IT, G	No	1/10	Yes	No	No	No	No	No	Lyxor Asset Management	30-Aug-06
EUR	50.80	-	0.15	French FCP	III	FR, IT, G	No	1/10	Yes	No	No	No	No	No	Lyxor Asset Management	22-Nov-06
EUR	50.94	-	0.00	French FCP	III	FR, IT, G	No	1/10	Yes	No	No	No	No	No	Lyxor Asset Management	17-Oct-06

ETFs Listed in Europe



Name	Price Ticker		Intraday NAV		Index		ISIN	Approx. No of Stocks		Annual TER	
	Bloomberg	Reuters	Bloomberg	Reuters	Bloomberg	Reuters		ETF	Index	(bps)	Divs
Lyxor ETF DJ Stoxx 600 Construction & Materials	CST FP	CST.PA	VL CST	.VLCST	SXOP	.SXOP	FR0010345504	29	29	30	A
Borsa Italiana	CST IM	CST.MI	VL CST	.VLCST	SXOP	.SXOP	FR0010345504	29	29	30	A
Deutsche Boerse	LYXCST GR	LYXCST.DE	VL CST	.VLCST	SXOP	.SXOP	FR0010345504	29	29	30	A
Lyxor ETF DJ Stoxx 600 Financial Services	FIN FP	FIN.PA	VLFIN	.VLFIN	SXFP	.SXFP	FR0010345363	46	46	30	A
Borsa Italiana	FINS IM	FINS.MI	VLFIN	.VLFIN	SXFP	.SXFP	FR0010345363	46	46	30	A
Deutsche Boerse	LYXFIN GR	LYXFIN.DE	VLFIN	.VLFIN	SXFP	.SXFP	FR0010345363	46	46	30	A
Lyxor ETF DJ Stoxx 600 Food & Beverages	FOO FP	FOO.PA	VLFOO	.VLFOO	SX3P	.SX3P	FR0010344861	29	29	30	A
Borsa Italiana	FOO IM	FOO.MI	VLFOO	.VLFOO	SX3P	.SX3P	FR0010344861	29	29	30	A
Deutsche Boerse	LYXFOD GR	LYXFOD.DE	VLFOO	.VLFOO	SX3P	.SX3P	FR0010344861	29	29	30	A
Lyxor ETF DJ Stoxx 600 Health Care	HLT FP	HLT.PA	VLHLT	.VLHLT	SXDP	.SXDP	FR0010344879	32	32	30	A
Borsa Italiana	HLT IM	HLT.MI	VLHLT	.VLHLT	SXDP	.SXDP	FR0010344879	32	32	30	A
Deutsche Boerse	LYXHLT GR	LYXHLT.DE	VLHLT	.VLHLT	SXDP	.SXDP	FR0010344879	32	32	30	A
Lyxor ETF DJ Stoxx 600 Indust Goods & Services	IND FP	IND.PA	VLIND	.VLIND	SXNP	.SXNP	FR0010344887	80	80	30	A
Borsa Italiana	INDG IM	INDG.MI	VLIND	.VLIND	SXNP	.SXNP	FR0010344887	80	80	30	A
Deutsche Boerse	LYXIND GR	LYXIND.DE	VLIND	.VLIND	SXNP	.SXNP	FR0010344887	80	80	30	A
Lyxor ETF DJ Stoxx 600 Insurance	INS FP	INS.PA	VLINS	.VLINS	SXIP	.SXIP	FR0010344903	36	36	30	A
Borsa Italiana	INS IM	INS.MI	VLINS	.VLINS	SXIP	.SXIP	FR0010344903	36	36	30	A
Deutsche Boerse	LYXINS GR	LYXINS.DE	VLINS	.VLINS	SXIP	.SXIP	FR0010344903	36	36	30	A
Lyxor ETF DJ Stoxx 600 Media	MDA FP	MDA.PA	VLMDA	.VLMDA	SXMP	.SXMP	FR0010344929	39	39	30	A
Borsa Italiana	MDA IM	MDA.MI	VLMDA	.VLMDA	SXMP	.SXMP	FR0010344929	39	39	30	A
Deutsche Boerse	LYXMDA GR	LYXMDA.DE	VLMDA	.VLMDA	SXMP	.SXMP	FR0010344929	39	39	30	A
Lyxor ETF DJ Stoxx 600 Oil & Gas	OIL FP	OIL.PA	VL OIL	.VLOIL	SXEP	.SXEP	FR0010344960	27	27	30	A
Borsa Italiana	OIL IM	OIL.MI	VL OIL	.VLOIL	SXEP	.SXEP	FR0010344960	27	27	30	A
Deutsche Boerse	LYXOIL GR	LYXOIL.DE	VL OIL	.VLOIL	SXEP	.SXEP	FR0010344960	27	27	30	A
Lyxor ETF DJ Stoxx 600 Personal & Household Goods	PHG FP	PHG.PA	VLPHG	.VLPHG	SXOP	.SXOP	FR0010344978	30	30	30	A
Borsa Italiana	PHG IM	PHG.MI	VLPHG	.VLPHG	SXOP	.SXOP	FR0010344978	30	30	30	A
Deutsche Boerse	LYXPHG GR	LYXPHG.DE	VLPHG	.VLPHG	SXOP	.SXOP	FR0010344978	30	30	30	A
Lyxor ETF DJ Stoxx 600 Retail	RTA FP	RTA.PA	VLRTA	.VLRTA	SXRP	.SXRP	FR0010344986	24	24	30	A
Borsa Italiana	RTA IM	RTA.MI	VLRTA	.VLRTA	SXRP	.SXRP	FR0010344986	24	24	30	A
Deutsche Boerse	LYXRTA GR	LYXRTA.DE	VLRTA	.VLRTA	SXRP	.SXRP	FR0010344986	24	24	30	A
Lyxor ETF DJ Stoxx 600 Technology	TNO FP	TNO.PA	VL TNO	.VLTNO	SX8P	.SX8P	FR0010344796	22	22	30	A
Borsa Italiana	TNO IM	TNO.MI	VL TNO	.VLTNO	SX8P	.SX8P	FR0010344796	22	22	30	A
Deutsche Boerse	LYXTNO GR	LYXTNO.DE	VL TNO	.VLTNO	SX8P	.SX8P	FR0010344796	22	22	30	A
Lyxor ETF DJ Stoxx 600 Telecommunications	TEL FP	TEL.PA	VLTEL	.VLTEL	SXKP	.SXKP	FR0010344812	24	24	30	A
Borsa Italiana	TELE IM	TELE.MI	VLTEL	.VLTEL	SXKP	.SXKP	FR0010344812	24	24	30	A
Deutsche Boerse	LYXTEL GR	LYXTEL.DE	VLTEL	.VLTEL	SXKP	.SXKP	FR0010344812	24	24	30	A
Lyxor ETF DJ Stoxx 600 Travel & Leisure	TRV FP	TRV.PA	VLTRV	.VLTRV	SXTP	.SXTP	FR0010344838	29	29	30	A
Borsa Italiana	TRVL IM	TRVL.MI	VLTRV	.VLTRV	SXTP	.SXTP	FR0010344838	29	29	30	A
Deutsche Boerse	LYXTRV GR	LYXTRV.DE	VLTRV	.VLTRV	SXTP	.SXTP	FR0010344838	29	29	30	A
Lyxor ETF DJ Stoxx 600 Utilities	UTI FP	UTI.PA	VLUTI	.VLUTI	SX6P	.SX6P	FR0010344853	34	34	30	A
Borsa Italiana	UTI IM	UTI.MI	VLUTI	.VLUTI	SX6P	.SX6P	FR0010344853	34	34	30	A
Deutsche Boerse	LYXUTI GR	LYXUTI.DE	VLUTI	.VLUTI	SX6P	.SX6P	FR0010344853	34	34	30	A
db x-trackers DJ STOXX® 600 Banks	XS7R GR	XS7R.DE	XS7RINAV	XS7RNAV.DE	SX7R	.SX7R	LU0292103651	64	64	30	R
Borsa Italiana	XS7R IM	XS7R.MI	XS7RINAV	XS7RNAV.DE	SX7R	.SX7R	LU0292103651	64	64	30	R
db x-trackers DJ STOXX® 600 Basic Resources	XSPR GR	XSPR.DE	XSPRINAV	XSPRNAV.DE	SXPR	.SXPR	LU0292100806	24	24	30	R
Borsa Italiana	XSPR IM	XSPR.MI	XSPRINAV	XSPRNAV.DE	SXPR	.SXPR	LU0292100806	24	24	30	R
db x-trackers DJ STOXX® 600 Food & Beverages	XS3R GR	XS3R.DE	XS3RINAV	XS3RNAV.DE	SX3R	.SX3R	LU0292105359	28	28	30	R
Borsa Italiana	XS3R IM	XS3R.MI	XS3RINAV	XS3RNAV.DE	SX3R	.SX3R	LU0292105359	28	28	30	R
db x-trackers DJ STOXX® 600 Health Care	XSDR GR	XSDR.DE	XSDRINAV	XSDRNAV.DE	SXDR	.SXDR	LU0292103222	29	29	30	R
Borsa Italiana	XSDR IM	XSDR.MI	XSDRINAV	XSDRNAV.DE	SXDR	.SXDR	LU0292103222	29	29	30	R
db x-trackers DJ STOXX® 600 Industrial Goods	XSNR GR	XSNR.DE	XSNRINAV	XSNRNAV.DE	SXNR	.SXNR	LU0292106084	86	86	30	R
Borsa Italiana	XSNR IM	XSNR.MI	XSNRINAV	XSNRNAV.DE	SXNR	.SXNR	LU0292106084	86	86	30	R
db x-trackers DJ STOXX® 600 Insurance	XSIR GR	XSIR.DE	XSIRINAV	XSIRNAV.DE	SXIR	.SXIR	LU0292105193	35	35	30	R
Borsa Italiana	XSIR IM	XSIR.MI	XSIRINAV	XSIRNAV.DE	SXIR	.SXIR	LU0292105193	35	35	30	R
db x-trackers DJ STOXX® 600 Oil & Gas	XSER GR	XSER.DE	XSERINAV	XSERNAV.DE	SXER	.SXER	LU0292101796	25	25	30	R
Borsa Italiana	XSER IM	XSER.MI	XSERINAV	XSERNAV.DE	SXER	.SXER	LU0292101796	25	25	30	R
db x-trackers DJ STOXX® 600 Technology	XS8R GR	XS8R.DE	XS8RINAV	XS8RNAV.DE	SX8R	.SX8R	LU0292104469	22	22	30	R
Borsa Italiana	XS8R IM	XS8R.MI	XS8RINAV	XS8RNAV.DE	SX8R	.SX8R	LU0292104469	22	22	30	R
db x-trackers DJ STOXX® 600 Telecommunications	XSKR GR	XSKR.DE	XSKRINAV	XSKRNAV.DE	SXKR	.SXKR	LU0292104030	22	22	30	R
Borsa Italiana	XSKR IM	XSKR.MI	XSKRINAV	XSKRNAV.DE	SXKR	.SXKR	LU0292104030	22	22	30	R
db x-trackers DJ STOXX® 600 Utilities	XS6R GR	XS6R.DE	XS6RINAV	XS6RNAV.DE	SX6R	.SX6R	LU0292104899	33	33	30	R
Borsa Italiana	XS6R IM	XS6R.MI	XS6RINAV	XS6RNAV.DE	SX6R	.SX6R	LU0292104899	33	33	30	R
EasyETF FTSE EPRA Europe	EEP FP	EEP.PA	VLEEP	.VLEEP	EPRA	.FTEPRA	LU0246033426	99	99	50	Q
Deutsche Boerse											
Borsa Italiana											
EasyETF FTSE EPRA UK											
iShares FTSE EPRA/NAREIT UK Property	IUKP LN	IUKP.L	INAVEUPE	UKPGBP=INA	ELUK	.FTELUK	IE00B11TXLS18	39	39	40	Q
Borsa Italiana	IUKP IM	IUKP.MI	INAVEUPE	UKPEUR=INA	ELUK	.FTELUK	IE00B11TXLS18	39	39	40	Q
Swiss Exchange	IUKP SW	IUKP.S	INAVEUPC	UKPCHF=INA	ELUK	.FTELUK	IE00B11TXLS18	39	39	40	Q
Eurozone Sector Exposure											
EasyETF EuroStoxx Autos	SYA FP	SYA.PA	VLSYA	.VLSYA	SXAE	.SXAE	FR0010018333	13	13	30	R
EasyETF EuroStoxx Banks	SYB FP	EAEB.PA	VLSYB	.VLEAEB	SX7E	.SX7E	FR0007068077	45	45	30	R
EasyETF EuroStoxx Construction	SYC FP	SYC.PA	VLSYC	.VLSYC	SXOE	.SXOE	FR0010018341	21	21	30	R
EasyETF EuroStoxx Energy	SYE FP	EAEU.PA	VLSYE	.VLEAEU	SXEE	.SXEE	FR0007068085	13	13	30	R
EasyETF EuroStoxx Healthcare	SYH FP	SYH.PA	VLSYH	.VLSYH	SXDE	.SXDE	FR0007068093	12	12	30	R
EasyETF EuroStoxx Insurance	SYI FP	SYI.PA	VLSYI	.VLSYI	SXIE	.SXIE	FR0007068101	20	20	30	R
EasyETF EuroStoxx Media	SYM FP	SYM1.PA	VLSYM	.VLSYM1	SXME	.SXME	FR0007068051	19	19	30	R
EasyETF EuroStoxx Technology	SYQ FP	SYQ.PA	VLSYQ	.VLSYQ	SX8E	.SX8E	FR0007068069	17	17	30	R
EasyETF EuroStoxx Telecom	SYT FP	SYT.PA	VLSYT	.VLSYT	SXKE	.SXKE	FR0007068044	15	15	30	R
EasyETF EuroStoxx Utilities	SYU FP	SYU.PA	VLSYU	.VLSYU	SX6E	.SX6E	FR0007068036	22	22	30	R
iShares DJ EURO STOXX Banks (DE)	SX7EEX GY	SX7EEX.SG	SX7ENAV	SX7ENAV.DE	SX7E	.SX7E	DE0006289309	46	46	52	A (Jul)
iShares DJ EURO STOXX Health Care (DE)	SXDEEX GY	SXDEEX.SG	SXDENAV	SXDENAV.DE	SXDE	.SXDE	DE0006289333	12	12	52	A (Jul)
iShares DJ EURO STOXX Technology (DE)	SX8EEX GY	SX8EEX.SG	SX8ENAV	SX8ENAV.DE	SX8E	.SX8E	DE0006289325	17	17	52	A (Jul)
iShares DJ EURO STOXX Telecommunications (DE)	SXKEEX GY	SXKEEX.DE	SXKENAV	SXKENAV.DE	SXKE	.SXKE	DE0006289317	16	16	52	A (Jul)
EasyETF FTSE EPRA Eurozone	EEE FP	EEE.PA	VLEEE	.VLEEE	EPEU	.FTEPEU	LU0192223062	48	48	45	Q
Deutsche Boerse	EEEG GY	EEG.DE	VLEEE	.VLEEE	EPEU	.FTEPEU	LU0192223062	48	48	45	Q
Borsa Italiana	EEE IM	EEE.MI	VLEEE	.VLEEE	EPEU	.FTEPEU	LU0192223062	48	48	45	Q
iShares FTSE/EPRA European Property	IPRP LN	IPRP.L	INAVEPRP	FEPRGBP=INAV	ENDP	.FTENDP	IE00B0M63284	40	40	40	Q



Currency	Local Price ¹	AUM (USD MM) ¹	Avg Daily Volume (USD MM) ²	Fund Structure	UCITS	Reg's	UK Dist	Init. Index	PEA	Options	Futures	Manager	Launch Date
EUR	36.16	49.49	0.07	French FCP	III	FR, IT, G	No	1/10	Yes	No	No	Lyxor Asset Management	30-Aug-06
EUR	35.37	-	0.07	French FCP	III	FR, IT, G	No	1/10	Yes	No	No	Lyxor Asset Management	22-Nov-06
EUR	35.78	-	0.00	French FCP	III	FR, IT, G	No	1/10	Yes	No	No	Lyxor Asset Management	29-Dec-06
EUR	37.11	59.81	0.07	French FCP	III	FR, IT, G	No	1/10	Yes	No	No	Lyxor Asset Management	28-Aug-06
EUR	37.32	-	0.03	French FCP	III	FR, IT, G	No	1/10	Yes	No	No	Lyxor Asset Management	22-Nov-06
EUR	37.18	-	0.01	French FCP	III	FR, IT, G	No	1/10	Yes	No	No	Lyxor Asset Management	17-Oct-06
EUR	30.72	207.61	0.37	French FCP	III	FR, IT, G	No	1/10	Yes	No	No	Lyxor Asset Management	28-Aug-06
EUR	30.72	-	0.14	French FCP	III	FR, IT, G	No	1/10	Yes	No	No	Lyxor Asset Management	22-Nov-06
EUR	30.62	-	0.00	French FCP	III	FR, IT, G	No	1/10	Yes	No	No	Lyxor Asset Management	17-Oct-06
EUR	34.84	210.71	0.59	French FCP	III	FR, IT, G	No	1/10	Yes	No	No	Lyxor Asset Management	28-Aug-06
EUR	34.60	-	0.29	French FCP	III	FR, IT, G	No	1/10	Yes	No	No	Lyxor Asset Management	22-Nov-06
EUR	34.63	-	0.01	French FCP	III	FR, IT, G	No	1/10	Yes	No	No	Lyxor Asset Management	15-Dec-06
EUR	31.00	63.77	0.09	French FCP	III	FR, IT, G	No	1/10	Yes	No	No	Lyxor Asset Management	28-Aug-06
EUR	30.97	-	0.09	French FCP	III	FR, IT, G	No	1/10	Yes	No	No	Lyxor Asset Management	22-Nov-06
EUR	31.27	-	-	French FCP	III	FR, IT, G	No	1/10	Yes	No	No	Lyxor Asset Management	17-Oct-06
EUR	23.24	82.80	0.35	French FCP	III	FR, IT, G	No	1/10	Yes	No	No	Lyxor Asset Management	23-Aug-06
EUR	23.33	-	0.31	French FCP	III	FR, IT, G	No	1/10	Yes	No	No	Lyxor Asset Management	22-Nov-06
EUR	23.45	-	0.00	French FCP	III	FR, IT, G	No	1/10	Yes	No	No	Lyxor Asset Management	17-Oct-06
EUR	19.13	22.64	0.01	French FCP	III	FR, IT, G	No	1/10	Yes	No	No	Lyxor Asset Management	28-Aug-06
EUR	19.32	-	0.02	French FCP	III	FR, IT, G	No	1/10	Yes	No	No	Lyxor Asset Management	22-Nov-06
EUR	19.41	-	-	French FCP	III	FR, IT, G	No	1/10	Yes	No	No	Lyxor Asset Management	17-Oct-06
EUR	43.66	206.06	0.50	French FCP	III	FR, IT, G	No	1/10	Yes	No	No	Lyxor Asset Management	07-Nov-06
EUR	43.78	-	0.16	French FCP	III	FR, IT, G	No	1/10	Yes	No	No	Lyxor Asset Management	05-Jan-07
EUR	43.89	-	0.00	French FCP	III	FR, IT, G	No	1/10	Yes	No	No	Lyxor Asset Management	29-Dec-06
EUR	37.09	77.62	0.05	French FCP	III	FR, IT, G	No	1/10	Yes	No	No	Lyxor Asset Management	28-Aug-06
EUR	36.86	-	0.00	French FCP	III	FR, IT, G	No	1/10	Yes	No	No	Lyxor Asset Management	22-Nov-06
EUR	36.91	-	-	French FCP	III	FR, IT, G	No	1/10	Yes	No	No	Lyxor Asset Management	17-Oct-06
EUR	27.77	42.55	0.06	French FCP	III	FR, IT, G	No	1/10	Yes	No	No	Lyxor Asset Management	30-Aug-06
EUR	27.75	-	0.11	French FCP	III	FR, IT, G	No	1/10	Yes	No	No	Lyxor Asset Management	22-Nov-06
EUR	27.70	-	-	French FCP	III	FR, IT, G	No	1/10	Yes	No	No	Lyxor Asset Management	17-Oct-06
EUR	25.19	101.63	0.22	French FCP	III	FR, IT, G	No	1/10	Yes	No	No	Lyxor Asset Management	28-Aug-06
EUR	25.85	-	0.06	French FCP	III	FR, IT, G	No	1/10	Yes	No	No	Lyxor Asset Management	22-Nov-06
EUR	25.07	-	0.00	French FCP	III	FR, IT, G	No	1/10	Yes	No	No	Lyxor Asset Management	17-Oct-06
EUR	31.05	181.02	0.12	French FCP	III	FR, IT, G	No	1/10	Yes	No	No	Lyxor Asset Management	30-Aug-06
EUR	30.67	-	0.08	French FCP	III	FR, IT, G	No	1/10	Yes	No	No	Lyxor Asset Management	22-Nov-06
EUR	30.98	-	0.11	French FCP	III	FR, IT, G	No	1/10	Yes	No	No	Lyxor Asset Management	17-Oct-06
EUR	15.24	32.82	0.05	French FCP	III	FR, IT, G	No	1/10	Yes	No	No	Lyxor Asset Management	30-Aug-06
EUR	15.25	-	0.03	French FCP	III	FR, IT, G	No	1/10	Yes	No	No	Lyxor Asset Management	22-Nov-06
EUR	15.25	-	-	French FCP	III	FR, IT, G	No	1/10	Yes	No	No	Lyxor Asset Management	17-Oct-06
EUR	48.25	97.97	0.26	French FCP	III	FR, IT, G	No	1/10	Yes	No	No	Lyxor Asset Management	29-Aug-06
EUR	48.39	-	0.13	French FCP	III	FR, IT, G	No	1/10	Yes	No	No	Lyxor Asset Management	22-Nov-06
EUR	48.57	-	0.01	French FCP	III	FR, IT, G	No	1/10	Yes	No	No	Lyxor Asset Management	17-Oct-06
EUR	63.02	181.54	0.15	Luxembourg Part 1 SICAV	III	A, F, FR, G, IT, L, N, S, SP, UK	No	1/10	-	No	No	DB X-Trackers	13-Jul-07
EUR	63.19	-	0.19	Luxembourg Part 1 SICAV	III	A, F, FR, G, IT, L, N, S, SP, UK	No	1/10	-	No	No	DB X-Trackers	24-Oct-07
EUR	127.73	26.85	0.02	Luxembourg Part 1 SICAV	III	A, F, FR, G, IT, L, N, S, SP, UK	No	1/10	-	No	No	DB X-Trackers	13-Jul-07
EUR	129.47	-	0.14	Luxembourg Part 1 SICAV	III	A, F, FR, G, IT, L, N, S, SP, UK	No	1/10	-	No	No	DB X-Trackers	24-Oct-07
EUR	44.87	4.89	0.01	Luxembourg Part 1 SICAV	III	A, F, FR, G, IT, L, N, S, SP, UK	No	1/10	-	No	No	DB X-Trackers	13-Jul-07
EUR	44.90	-	0.02	Luxembourg Part 1 SICAV	III	A, F, FR, G, IT, L, N, S, SP, UK	No	1/10	-	No	No	DB X-Trackers	24-Oct-07
EUR	45.22	29.57	0.01	Luxembourg Part 1 SICAV	III	A, F, FR, G, IT, L, N, S, SP, UK	No	1/10	-	No	No	DB X-Trackers	13-Jul-07
EUR	46.04	-	0.00	Luxembourg Part 1 SICAV	III	A, F, FR, G, IT, L, N, S, SP, UK	No	1/10	-	No	No	DB X-Trackers	24-Oct-07
EUR	44.87	34.93	0.01	Luxembourg Part 1 SICAV	III	A, F, FR, G, IT, L, N, S, SP, UK	No	1/10	-	No	No	DB X-Trackers	13-Jul-07
EUR	42.97	-	0.04	Luxembourg Part 1 SICAV	III	A, F, FR, G, IT, L, N, S, SP, UK	No	1/10	-	No	No	DB X-Trackers	24-Oct-07
EUR	33.63	10.74	0.01	Luxembourg Part 1 SICAV	III	A, F, FR, G, IT, L, N, S, SP, UK	No	1/10	-	No	No	DB X-Trackers	13-Jul-07
EUR	34.04	-	0.02	Luxembourg Part 1 SICAV	III	A, F, FR, G, IT, L, N, S, SP, UK	No	1/10	-	No	No	DB X-Trackers	24-Oct-07
EUR	72.58	8.48	0.00	Luxembourg Part 1 SICAV	III	A, F, FR, G, IT, L, N, S, SP, UK	No	1/10	-	No	No	DB X-Trackers	13-Jul-07
EUR	72.83	-	0.11	Luxembourg Part 1 SICAV	III	A, F, FR, G, IT, L, N, S, SP, UK	No	1/10	-	No	No	DB X-Trackers	24-Oct-07
EUR	31.61	8.86	0.00	Luxembourg Part 1 SICAV	III	A, F, FR, G, IT, L, N, S, SP, UK	No	1/10	-	No	No	DB X-Trackers	13-Jul-07
EUR	31.75	-	0.01	Luxembourg Part 1 SICAV	III	A, F, FR, G, IT, L, N, S, SP, UK	No	1/10	-	No	No	DB X-Trackers	24-Oct-07
EUR	47.30	13.26	0.00	Luxembourg Part 1 SICAV	III	A, F, FR, G, IT, L, N, S, SP, UK	No	1/10	-	No	No	DB X-Trackers	13-Jul-07
EUR	46.53	-	0.04	Luxembourg Part 1 SICAV	III	A, F, FR, G, IT, L, N, S, SP, UK	No	1/10	-	No	No	DB X-Trackers	24-Oct-07
EUR	84.73	6.60	0.00	Luxembourg Part 1 SICAV	III	A, F, FR, G, IT, L, N, S, SP, UK	No	1/10	-	No	No	DB X-Trackers	13-Jul-07
EUR	84.92	-	0.07	Luxembourg Part 1 SICAV	III	A, F, FR, G, IT, L, N, S, SP, UK	No	1/10	-	No	No	DB X-Trackers	24-Oct-07
EUR	192.00	259.21	0.18	Luxembourg FCP	III	L, G, FR, A	No	1/10	-	No	No	AXA IM / BNP AM	13-Sep-06
												AXA IM / BNP AM	Planned
												AXA IM / BNP AM	Planned
												AXA IM / BNP AM	Planned
GB-p	636.00	37.84	0.41	Irish VCIC	III	UK, L, IT, N, SW	Yes	-	-	No	No	Barclays Global Investors	20-Mar-07
EUR	8.17	-	0.08	Irish VCIC	III	UK, L, IT, N, SW	Yes	-	-	No	No	Barclays Global Investors	30-Nov-07
CHF	12.95	-	0.00	Irish VCIC	III	UK, L, IT, N, SW	Yes	-	-	No	No	Barclays Global Investors	04-Dec-07
EUR	329.62	70.83	0.05	French FCP	III	FR, N, G	No	1/1	Yes	No	No	AXA IM / BNP AM	22-Dec-03
EUR	413.99	288.16	0.66	French FCP	III	FR, N, G	No	1/1	Yes	No	No	AXA IM / BNP AM	27-Mar-02
EUR	424.36	23.13	0.04	French FCP	III	FR, N, G	No	1/1	Yes	No	No	AXA IM / BNP AM	22-Dec-03
EUR	534.00	120.57	0.14	French FCP	I	FR, N, G	No	1/1	No	No	No	AXA IM / BNP AM	27-Mar-02
EUR	454.45	70.06	0.32	French FCP	I	FR, N, G	No	1/1	No	No	No	AXA IM / BNP AM	27-Mar-02
EUR	287.52	80.59	0.57	French FCP	III	FR, N, G	No	1/1	Yes	No	No	AXA IM / BNP AM	27-Mar-02
EUR	206.73	28.65	0.02	French FCP	III	FR, N, G	No	1/1	Yes	No	No	AXA IM / BNP AM	27-Mar-02
EUR	322.47	38.16	0.18	French FCP	I	FR, N, G	No	1/1	No	No	No	AXA IM / BNP AM	27-Mar-02
EUR	516.91	155.35	0.56	French FCP	III	FR, N, G	No	1/1	Yes	No	No	AXA IM / BNP AM	27-Mar-02
EUR	666.36	83.01	0.56	French FCP	III	FR, N, G	No	1/1	Yes	No	No	AXA IM / BNP AM	27-Mar-02
EUR	36.04	158.82	1.81	German Index Fund	No	G, MX	No	1/10	No	No	No	Barclays Global Investors	04-May-01
EUR	45.21	16.97	0.00	German Index Fund	No	G, MX	No	1/10	No	No	No	Barclays Global Investors	04-May-01
EUR	31.30	24.56	0.18	German Index Fund	No	G, MX	No	1/10	No	No	No	Barclays Global Investors	04-May-01
EUR	45.83	224.65	0.60	German Index Fund	No	G, MX	No	1/10	No	No	No	Barclays Global Investors	04-May-01
EUR	227.08	834.14	0.92	Luxembourg FCP	III	FR, L, G, NL, IT	No	1/10	No	No	No	AXA IM / BNP AM	02-Dec-04
EUR	228.56	-	0.10	Luxembourg FCP	III	FR, L, G, NL, IT	No	1/10	No	No	No	AXA IM / BNP AM	10-Feb-06
EUR	226.99	-	0.02	Luxembourg FCP	III	FR, L, G, NL, IT	No	1/10	No	No	No	AXA IM / BNP AM	09-Jun-06
GB-p	2,319.00	505.93	0.81	Irish VCIC	III	A, FR, I, IT, L, N, SW, UK, G	No	-	-	No	No	Barclays Global Investors	07-Nov-05

ETFs Listed in Europe



Name	Price Ticker		Intraday NAV		Index		ISIN	Approx. No of Stocks		Annual TER	
	Bloomberg	Reuters	Bloomberg	Reuters	Bloomberg	Reuters		ETF	Index	(bps)	Divs
Euronext Amsterdam	IPRP NA	IPRP.AS	INAVEPRE	FEPREUR=INAV	ENDP	.FTENDP	IE00B0M63284	40	40	40	Q
Deutsche Boerse	IQQP GY	IQQP.DE	INAVEPRE	FEPREUR=INAV	ENDP	.FTENDP	DE000A0HG2Q2	40	40	40	Q
Borsa Italiana	IPRP IM	IPRP.MI	INAVEPRE	FEPREUR=INAV	ENDP	.FTENDP	IE00B0M63284	40	40	40	Q
Swiss Exchange	IPRP SW	IPRP.S	INAVEPRC	FEPRCHE=INAV	ENDP	.FTENDP	IE00B0M63284	40	40	40	Q
Euronext Paris	IPP FP	IPP.PA	INAVEPRE	FEPREUR=INAV	ENDP	.FTENDP	IE00B0M63284	40	40	40	Q
Country Exposure Europe											
Austria											
iShares ATX (DE)	ATXEX AV	DE000A0D8Q23.VI	NAVAETF	.NAVA	ATX	.ATX	DE000A0D8Q23	21	21	31.75	Q (Mar, Jun, Sep, Dec)
Deutsche Boerse	ATXEX GY	ATXEX.DE	NAVAETF	.NAVA	ATX	.ATX	DE000A0D8Q23	21	21	31.75	Q (Mar, Jun, Sep, Dec)
Belgium											
Lyxor ETF BEL 20	BEL BB	BEL.BR	VLBEL	.VLBEL	BEL20	.BFX	FR0000021842	20	20	50	R
France											
Lyxor ETF CAC 40	CAC FP	CAC.PA	VLCAAC	.VLCAAC	CAC	.FCHI	FR0007052782	40	40	25	A (Sep)
CASAM ETF CAC 40	C40 FP	C40.PA	VLCA40	.VLCA40	CAC	.FCHI	FR0007080973	40	40	25	A
EasyETF CAC40	E40 FP	E40.PA	VLE40	.VLE40	CAC	.FCHI	FR0010150458	40	40	25	A
SGAM ETF CAC 40 Protected (Mini)	F4M FP	F4M.PA	VLFA4M	.VLFA4M	CAC	.FCHI	FR0010239111	40	40	100	R
SGAM ETF CAC 40 Protected (Size)	F40 FP	F40.PA	VLFA40	.VLFA40	CAC	.FCHI	FR0010239129	40	40	50	R
db x-trackers CAC 40	XCAC GR										
Germany											
Lyxor ETF DAX	LYXDAX GY	LYXDAX.DE	LYXDAXNAV	LYXDAXNAV.DE	DAX	.DAX	LU0252633754	30	30	15	R
Borsa Italiana	DAXX IM	DAXX.MI	LYDAXNAV	LYDAXNAV.DE	DAX	.DAX	LU0252633754	30	30	15	R
Swiss Exchange	LYDAX SW	LYDAX.S	LYDAXNAV	LYDAXNAV.DE	DAX	.DAX	LU0252633754	30	30	15	R
Euronext Paris	DAX FP	DAX.PA	VLDAAX	.VLDAAX	DAX	.DAX	LU0252633754	30	30	15	R
Lyxor ETF DAX Plus Cov Call	LYXDAXCC GY	LYXDAXCC.DE	LYCDXNAV	.LYCDXNAV	DXCC	.DAXCC	LU0252635023	30	30	40	R
Euronext Paris	CCD FP	CCD.PA	LYCDXNAV	.LYCDXNAV	DXCC	.DAXCC	LU0252635023	30	30	40	R
Borsa Italiana	DAXCC IM	DAXCC.MI	LYCDXNAV	.LYCDXNAV	DXCC	.DAXCC	LU0252635023	30	30	40	R
Lyxor ETF DAXplus Protective Put	LYXDPP GR	LYXDPP.DE	LYDXDAXPP		DXPP	.DAXPP	LU0288030280			40	R
Borsa Italiana	DAXPUT IM	DAXPUT.MI	LYDXDAXPP		DXPP	.DAXPP	LU0288030280			40	R
db x-trackers DAX	XDAX GR	XDAX.DE	XDAXINAV GY	XDAXNAV.DE	DAX	.GDAXI	LU0274211480	30	30	15	R
Swiss Exchange	XDAX SW	XDAX.S	XDAXINAV	XDAXINAV.DE	DAX	.GDAXI	LU0274211480	30	30	15	R
iShares DAX® (DE)	DAXEX GY	GDAXIEX.DE	DAXNAV	GDAXINAV.DE	DAX	.GDAXI	DE0005933931	30	30	16.75	R
Wiener Borse	DAXEX AV	DE000A0D8Q23.VI	DAXNAV	GDAXINAV.DE	DAX	.GDAXI	DE0005933931	30	30	15	R
Borsa Italiana	DAXEX IM	GDAXIEX.MI	DAXNAV	GDAXINAV.DE	DAX	.GDAXI	DE0005933931	30	30	15	R
Euronext Paris	GXD FP	GX5.PA	DAXNAV	GDAXINAV.DE	DAX	.GDAXI	DE0005933931	30	30	15	R
ETFlab DAX	ETFDAX GR	ETFDAXI.DE	IDAX	IGDAXI.DE	DAX	.GDAXI	DE000ETFL011	30	30	15	R
iShares MDAX® (DE)	MDAXEX GY	MDAXIEX.DE	MDAXNAV	MDAXINAV.DE	MDAX	.MDAXI	DE0005933923	50	50	52	R
iShares TecDAX® (DE)	TDXP EX GY	TECDAXEX.DE	TDXPNAV	TECDAXNAV.DE	TDXP	.TECDAX	DE0005933972	30	30	52	R
UBS-ETF DJ Germany Titans 30	FDGETI GY	FDGETI.DE	FDGNVAV	FDGETINAV.F	MSEREMU		LU0147308422	30	30	35	S (Jan, Jul)
Ireland											
ISEQ 20	IETF ID	IETF.I	IQNA	.IQNA	ISEQ20P	.IETP	IE00B03TF647	20	20	50	S
Italy											
Lyxor ETF S&P/MIB	ETFMIB IM	ETFMIB.MI			SPMIB	.SPMIB	FR0010010827	40	40	35	A (Jul)
db x-trackers S&P/MIB	XMIB GR	XMIB.DE	XMWOINAV GY	XMWOINAV.DE	SPMIB	.SPMIB	LU0274212538	40	40	30	A
Borsa Italiana	XMIB IM	XMIB.MI	XMIBINAV	XMIBINAV.DE	SPMIB	.SPMIB	LU0274212538	40	40	30	A
Swiss Exchange	XMIB SW	XMIB.S	XMIBINAV	XMIBINAV.DE	SPMIB	.SPMIB	LU0274212538	40	40	30	A
iShares S&P/MIB	IMIB LN	IMIB.L	INAVMIBG	IMIBGBP=IN	SPMIB	.SPMIB	IE00B1XNH568	40	40	35	S
Borsa Italiana	IMIB IM	IMIB.MI	INAVMIBE	IMIBEUR=IN	SPMIB	.SPMIB	IE00B1XNH568	40	40	35	S
PowerShares Dynamic Italy	PDI IM	PDI.MI	FABT		QSGIT		IE00B23LNR19			75	Q
PowerShares FTSE RAFI Italy	PTI IM	PTI.MI	FABV		FRITA3		IE00B23LNP94			75	Q
Deutsche Boerse	6PSM GR	6PSM.DE	FABV		FRITA3		IE00B23LNP94			75	Q
Netherlands											
streetTRACKS AEX	AEXT NA	AEXT.AS	VLAEX	.VLAEX	AEX	.AEX	FR0000001893	25	25	30	A
iShares AEX Tracker	IAEX LN	IAEX.L	INAVAXEP	IAEXGBP=INAV	AEX	.AEX	IE00B0M62Y33	25	25	30	Q
Euronext Amsterdam	IAEX NA	IAEX.AS	INAVAXEX	IAEXEUR=INAV	AEX	.AEX	IE00B0M62Y33	25	25	30	Q
Nordic											
XACT OMX30	XACTOMX SS	XACTOMXS30.ST	XOMXINAV		OMX	.OMX	SE0000693293	30	30	30	A (Jun)
XACT OMXH25	XACTOM25 FH	HANOMXH25.HE			OMXH25	.OMXH25	FI0008810395	25	25	25	A
XACT VINX30	XACTVINX SS	XACTVINX30.ST			VINX30	.VINX30	SE0001710914	30	30	40	A (Jun)
XACT SBX	XACTSBX SS	XACTOMXS30.ST			SBXP1	.SBX	SE0001056045	80-100	80-100	30	A (Jun)
XACT FTSE RAFI Fundamental Sweden	XACTFSWE SS	XACTFSWEDEN.ST			FRSWE100	.FRSWE100	SE0001859588	100	100	50	A (Jun)
XACT OBX	OBXEXACT NO	OBXEXACT.OL			OBX	.OBX	NO0010262249	25	25	30	No dividend
DnB NOR OBX	OBXEDNBN NO	OBXEDNBOR.OL			OBX	.OBX	NO0010257801	25	25	30	S
OMX Helsinki 25	H25ETF FH	SLGOMXH25.HE	HEXX25IN	.IHXX25	OMXH25	.OMXH25	FI0008805627	25	25	22	A (May)
ICEX-15	ICEQ IR	ICEQ.IC			ICEX15	.OMX15	IS0000009710	15	15	60	Q
Spain											
Lyxor ETF IBEX 35	LYXIB SM	LYXIB.MC			IBEX	.IBEX	FR0010251744	35	35	30	A
BBVA Gestión IBEX 35	BBVAI SM	BBVAI.MC			IBEX	.IBEX	ES0105336038	35	35	33	S
Santander Flame IBEX 35	F135E SM	F135E.MC			IBEX	.IBEX	ES0107993034			30*	S
iShares IBEX 35											
Santander Flame IBEX Small Cap	FISCE SM	FISCE.MC			IBEXS	.IBEXS	ES0137649002	30	30	40	
Santander Flame IBEX Mid Cap	FIMCE SM	FIMCE.MC			IBEXC	.IBEXC	ES0137692002	20	20	40	
Flame ETF Monetario FI	FSGBE SM	FSGBE.MC					ES0137646008				
Switzerland											
iShares SMI (DE)	SMIEX GY	SSMIEX.DE	SMINAV	SSMINAV.DE	SMI	.SSMI	DE0005933964	27	27	52	A (Jun)
Swiss Exchange	SMIEX SW	SSMIEX.S	SMINAV	SSMINAV.DE	SMI	.SSMI	DE0005933964	27	27	52	A (Jun)
UBS-ETF SMI	FRESMI SW	FRESMI.S	FSMINAV		SMI	.SMIC	CH0017142719	20	20	35	A (Aug)
DB X-Trackers SMI	XSMI GR	XSMI.DE	XSMIINAV GY	XSMINAV.DE	SMI	.SSMI	LU0274221281	26	26	30	A
Borsa Italiana	XSMI IM	XSMI.MI	XSMIINAV	XSMINAV.DE	SMI	.SSMI	LU0274221281	26	26	30	A
Swiss Exchange	XSMI SW	XSMI.S	XSMIINAV	XSMIINAV.DE	SMI	.SSMI	LU0274221281	26	26	30	A
XMTCH on SMI	XMSMI SW	XMSZ.S	NAVSI	XMSZ.DE	SMI	.SSMI	CH0008899764	20	20	38	S (Jun, Dec)
Deutsche Boerse	XMSMI GR	XMSZ.DE	NAVSI	XMSZ.DE	SMI	.SSMI	CH0008899764	20	20	38	S (Jun, Dec)
XMTCH on SMIM	XMSMM SW	XMSMM.S	NAVSM	XMSMM.S	SMIMX	.SMIMX	CH0019852802	30	30	49	S (Jun, Dec)



Currency	Local Price ¹	AUM (USD MM) ¹	Avg Daily Volume (USD MM) ²	Fund Structure	UCITS	Reg's	UK Dist	Init. Index	PEA	Status ³	Ratio	Eligible	Options	Futures	Manager	Launch Date
EUR	29.31	-	0.33	Irish VCIC	III	A, FR, I, IT, L, N, SW, UK, G	No		No	No	No	No	No	No	Barclays Global Investors	28-Nov-05
EUR	29.49	-	0.91	Irish VCIC	III	A, FR, I, IT, L, N, SW, UK, G	No		No	No	No	No	No	No	Barclays Global Investors	20-Feb-06
EUR	29.10	-	0.19	Irish VCIC	III	A, FR, I, IT, L, N, SW, UK, G	No		No	No	No	No	No	No	Barclays Global Investors	07-Mar-06
CHF	47.24	-	0.19	Irish VCIC	III	A, FR, I, IT, L, N, SW, UK, G	No		No	No	No	No	No	No	Barclays Global Investors	20-Mar-06
EUR	29.38	-	0.08	Irish VCIC	III	A, FR, I, IT, L, N, SW, UK, G	No		No	No	No	No	No	No	Barclays Global Investors	12-Jun-06
EUR	43.10	62.21	0.27	German Index Fund	III	A, G	No	1/100	No	No	No	No	No	No	Barclays Global Investors	21-Nov-05
EUR	42.91	-	1.24	German Index Fund	III	A, G	No	1/100	No	No	No	No	No	No	Barclays Global Investors	22-May-06
EUR	43.27	70.07	0.41	French SICAV	III	BL, FR	No	1/100	No	No	No	No	No	No	Lyxor Asset Management	02-Oct-02
EUR	50.67	5,502.61	69.19	French FCP	III	FR	No	1/100	Yes	Yes	No	No	No	No	Lyxor Asset Management	22-Jan-01
EUR	50.44	1,150.02	6.79	French FCP	Yes	FR	No	1/100	Yes	No	No	No	No	No	Credit Agricole Structured AM	02-Mar-05
EUR	50.50	1,668.18	2.86	French FCP	III	FR	No	1/100	Yes	No	No	No	No	No	AXA IM / BNP AM	10-Mar-05
EUR	50.60	31.52	0.00	French FCP	III	FR	No	1/100	Yes	No	No	No	No	No	SG Asset Management	19-Oct-05
EUR	5,096.87	31.75	0.13	French FCP	III	FR	No	1/1	Yes	No	No	No	No	No	SG Asset Management	19-Oct-05
															DB X-Trackers	Planned
EUR	70.06	633.83	20.34	Luxembourg SICAV	III	A, FR, G, IT, SW	No	1/100	No	No	No	No	No	No	Lyxor Asset Management	28-Jun-06
EUR	70.01	-	14.72	Luxembourg SICAV	III	A, FR, G, IT, SW	No	1/100	No	No	No	No	No	No	Lyxor Asset Management	16-Nov-06
EUR	69.81	-	0.06	Luxembourg SICAV	III	A, FR, G, IT, SW	No	1/100	No	No	No	No	No	No	Lyxor Asset Management	16-Jan-07
EUR	69.97	-	7.52	Luxembourg SICAV	III	A, FR, G, IT, SW	No	1/100	No	No	No	No	No	No	Lyxor Asset Management	08-Mar-07
EUR	55.07	42.07	0.01	Luxembourg SICAV	III	A, FR, G, IT	No	1/10	No	No	No	No	No	No	Lyxor Asset Management	03-Jul-06
EUR	55.07	-	0.00	Luxembourg SICAV	III	A, FR, G, IT	No	1/10	No	No	No	No	No	No	Lyxor Asset Management	08-Mar-07
EUR	55.41	-	0.02	Luxembourg SICAV	III	A, FR, G, IT	No	1/10	No	No	No	No	No	No	Lyxor Asset Management	25-Jul-07
EUR	42.74	106.75	0.01	Luxembourg SICAV	III	G, IT	No	1/100	No	No	No	No	No	No	Lyxor Asset Management	07-May-07
EUR	43.35	-	0.01	Luxembourg SICAV	III	G, IT	No	1/100	No	No	No	No	No	No	Lyxor Asset Management	25-Oct-07
EUR	70.00	688.88	1.27	Luxembourg Part 1 SICAV	III	A, F, FR, G, IT, L, N, S, SP, SW, UK	No	1/100	No	No	No	No	No	No	DB X-Trackers	17-Jan-07
CHF	112.89	-	0.99	Luxembourg Part 1 SICAV	III	A, F, FR, G, IT, L, N, S, SP, SW, UK	No	1/100	No	No	No	No	No	No	DB X-Trackers	15-May-07
EUR	66.75	4,727.28	164.90	German Index Fund	III	FR, A, G, L, IT, MX	No	1/100	No	Yes	Yes	Yes	Yes	Yes	Barclays Global Investors	03-Jan-01
EUR	66.56	-	0.05	German Index Fund	III	FR, A, G, L, IT, MX	No	1/100	No	Yes	Yes	Yes	Yes	Yes	Barclays Global Investors	21-Nov-05
EUR	66.35	-	2.02	German Index Fund	III	FR, A, G, L, IT, MX	No	1/100	No	Yes	Yes	Yes	Yes	Yes	Barclays Global Investors	26-Feb-08
EUR	66.72	-	0.04	German Index Fund	III	FR, A, G, L, IT, MX	No	1/100	No	Yes	Yes	Yes	Yes	Yes	Barclays Global Investors	27-Mar-08
EUR	70.40	419.86	0.04	German \$63 InvG	III	G	No	1/100	No	No	No	No	No	No	ETFlab Investment	31-Mar-08
EUR	91.35	340.54	5.84	German Index Fund	III	A, G	No	1/100	No	No	No	No	No	No	Barclays Global Investors	15-Apr-01
EUR	8.09	131.76	2.18	German Index Fund	III	A, G, L, LI	No	1/100	No	No	No	No	No	No	Barclays Global Investors	11-Apr-01*
EUR	120.60	98.78	0.46	Luxembourg SICAV	Yes	G, L, UK	Yes	1/100	No	No	No	No	No	No	UBS Global Asset Management	28-Sep-02
EUR	12.25	74.39	0.90	Open Ended Fund	III	I	No		No	No	No	No	No	No	Bank of Ireland AM	22-Apr-05
EUR	34.10	438.49	8.53	French FCP	III	FR, IT	No	1/1000	Yes	No	No	No	No	No	Lyxor Asset Management	12-Nov-03
EUR	34.00	42.35	-	Luxembourg Part 1 SICAV	III	A, F, FR, G, IT, L, N, S, SP, SW, UK	No	1/1000	No	No	No	No	No	No	DB X-Trackers	17-Jan-07
EUR	34.20	-	1.18	Luxembourg Part 1 SICAV	III	A, F, FR, G, IT, L, N, S, SP, SW, UK	No	1/1000	No	No	No	No	No	No	DB X-Trackers	15-Feb-07
CHF	55.08	-	0.02	Luxembourg Part 1 SICAV	III	A, F, FR, G, IT, L, N, S, SP, SW, UK	No	1/1000	No	No	No	No	No	No	DB X-Trackers	15-May-07
GB-p	1,581.49	9.41	0.00	Irish VCIC	III	UK, L, F, G, IT	Yes		Yes	No	No	No	No	No	Barclays Global Investors	09-Jul-07
EUR	19.82	-	0.25	Irish VCIC	III	UK, L, F, G, IT	Yes		Yes	No	No	No	No	No	Barclays Global Investors	18-Mar-08
EUR	9.77	4.56	0.01	Irish VCIC	III	IT	Yes		No	No	No	No	No	No	PowerShares	23-Jan-08
EUR	8.42	13.11	-	Irish VCIC	III	G, IT	Yes		No	No	No	No	No	No	PowerShares	13-Dec-07
EUR	8.46	-	-	Irish VCIC	III	G, IT	Yes		No	No	No	No	No	No	PowerShares	01-Apr-08
EUR	49.14	302.25	5.00	French SICAV	III	FR, G, L, N, UK	Yes	1/10	Yes	No	No	No	No	No	State Street Global Advisors	30-May-01
GB-p	3,859.50	137.78	0.48	Irish VCIC	III	A, I, L, N, UK, G	Yes		No	No	No	No	No	No	Barclays Global Investors	21-Nov-05
EUR	48.92	-	8.46	Irish VCIC	III	A, I, L, N, UK, G	Yes		No	No	No	No	No	No	Barclays Global Investors	28-Nov-05
SEK	104.40	395.76	12.58	Swedish Mutual Fund	III	S	No	1/10	No	No	No	No	No	No	XACT Fonder	30-Oct-00
EUR	29.49	3.44	0.00	Finnish Mutual Fund	III	F, S	No	1/100	No	No	No	No	No	No	XACT Fonder	07-Mar-06
EUR	7.95	108.32	1.80	Swedish Mutual Fund	III	S	No	1/100	No	No	No	No	No	No	XACT Fonder	04-May-06
SEK	325.65	1,172.07	17.01	Swedish Mutual Fund	III	S	No	1/1	No	No	No	No	No	No	XACT Fonder	19-May-03
SEK	44.65	82.21	0.26	Swedish Mutual Fund	III	S	No	1/100	No	No	No	No	No	No	XACT Fonder	27-Mar-07
NOK	42.65	60.01	7.81	Norwegian Mutual Fund	III	NO, S	No	1/10	No	No	No	No	No	No	XACT Fonder	07-Apr-05
NOK	42.40	204.65	2.41		Yes	NO	No		No	No	No	No	No	No	DnB NOR Asset Management	04-Mar-05
EUR	29.49	227.31	0.03	Finnish Special Fund	No	F	No	1/100	No	No	No	No	No	No	Seligson & Co Fund Management	11-Feb-02
ISK	1,552.00	95.20	1.56	Icelandic Mutual Fund	Yes	IC	No		No	No	No	No	No	No	Kaupthing Bank Asset Management	14-Dec-04
EUR	141.50	171.64	5.81	French FCP	III	SP	No	1/100	No	No	No	No	No	No	Lyxor Asset Management	03-Oct-06
EUR	14.16	321.92	4.14	Spanish	III	SP	No	1/1000	No	No	No	No	No	No	BBVA Asset Management	20-Jul-06
EUR	14.08	53.80	0.78			SP	No		No	No	No	No	No	No	Santander Gestion de Activos	14-Sep-06
															Barclays Global Investors	Planned
EUR	13.09	997.93	0.00			SP	No		No	No	No	No	No	No	Santander Gestion de Activos	01-Aug-07
EUR	16.10	1,237.99	0.00			SP	No		No	No	No	No	No	No	Santander Gestion de Activos	01-Aug-07
EUR	13.50	5.26	-			SP	No		No	No	No	No	No	No	Santander Gestion de Activos	10-Jan-08
EUR	47.57	141.92	0.43	German Index Fund	No	G, LI, SW	No	1/100	No	No	No	No	No	No	Barclays Global Investors	04-Apr-01
CHF	76.20	-	0.03	German Index Fund	No	G, LI, SW	No	1/100	No	No	No	No	No	No	Barclays Global Investors	29-Aug-01
CHF	75.99	442.00	2.57	Swiss Investment Fund	No	L, SW	No	1/100	No	No	No	No	No	No	UBS Global Asset Management	04-Dec-03
EUR	47.55	207.32	0.02	Luxembourg Part 1 SICAV	III	A, F, FR, G, IT, L, N, S, SP, SW, UK	No	1/100	No	No	No	No	No	No	DB X-Trackers	29-Jan-07
EUR	47.32	-	0.44	Luxembourg Part 1 SICAV	III	A, F, FR, G, IT, L, N, S, SP, SW, UK	No	1/100	No	No	No	No	No	No	DB X-Trackers	15-Feb-07
CHF	76.74	-	0.07	Luxembourg Part 1 SICAV	III	A, F, FR, G, IT, L, N, S, SP, SW, UK	No	1/100	No	No	No	No	No	No	DB X-Trackers	15-May-07
CHF	76.39	6,651.58	18.63	Swiss Investment Fund	No	LI, SW	No	1/100	No	Yes	Yes	Yes	Yes	Yes	Credit Suisse Asset Management	15-Mar-01
EUR	44.56	-	0.00	Swiss Investment Fund	No	LI, SW	No	1/100	No	Yes	Yes	Yes	Yes	Yes	Credit Suisse Asset Management	04-Apr-03
CHF	154.56	490.44	1.68	Swiss Investment Fund	No	SW	No	1/10	No	No	No	No	No	No	Credit Suisse Asset Management	09-Dec-04

ETFs Listed in Europe



Name	Price Ticker		Intraday NAV		Index		ISIN	Approx. No of Stocks		Annual TER	Divs
	Bloomberg	Reuters	Bloomberg	Reuters	Bloomberg	Reuters		ETF	Index	(bps)	
XMTCH on SLI®	XMSLI SW	XMSLI.S	NAVSL	XMSLI.S	SLI	SLI	CH0031768937	30	30		S (Jun, Dec)
UBS-ETF SLI	UBSLI SW	UBSLI.S	UBSLINAV		SLI	SLIC	CH0032912732	30	30	35	A (Aug)
db x-Trackers SLI	XSLI GR	XSLI.DE	XSLINAV	XSLINAV.DE	SLI	SLI	LU0322248146	30	30	35	A
United Kingdom											
iShares FTSE 100 (DE)	UKXEX GY	FTSEEX.DE	UKXNAV	FTSENAV.DE	UKX	.FTSE	DE0006289408	102	102	52	A (Jul)
UBS-ETF FTSE 100	UBSF100 SW	UBSF100.S	FUKNAV		UKX	.FTSE	LU0136242590	102	102	54	S (Jan, Jul)
Deutsche Boerse	UBSF100 GY	UBSF100.DE	FUKNAV	UBSF100NAV.F	UKX	.FTSE	LU0136242590	102	102	54	S (Jan, Jul)
Virt-X	UBSF100 VX	UBSF100.VX	FUKNAV		UKX	.FTSE	LU0136242590	102	102	54	S (Jan, Jul)
iShares FTSE 100	ISF LN	ISF.L	BEIFT100	ISFGBP=INAV	UKX	.FTSE	IE0005042456	100	100	40	Q
Euronext Amsterdam	ISFA NA	ISFA.AS	BEIFT100	ISFGBP=INAV	UKX	.FTSE	IE0005042456	100	100	40	Q
Virt-X	ISF VX	ISF.VX	BEIFT100	ISFGBP=INAV	UKX	.FTSE	IE0005042456	100	100	40	Q
Borsa Italiana	ISF IM	ISF.MI	BEIFT100	ISFGBP=INAV	UKX	.FTSE	IE0005042456	100	100	40	Q
Lyxor ETF FTSE 100	L100 LN	L100.L	NVLL100		UKX	.FTSE	FR0010438127	100	100	30	S
db x-trackers FTSE 100	XUKX GR	XUKX.DE	XUKXINAV	XUKXNAV.DE	UKX	.FTSE	LU0292097234	102	100	30	A
London Stock Exchange	XUKX LN	XUKX.L	XUKXINVG	XUKXINAVGBP.DE	UKX	.FTSE	LU0292097234	102	100	30	A
iShares FTSE 250	MIDD LN	IMID.L	INAVMIDP	MIDGGBP=INAV	MCX	.FTMC	IE00000FV128	250	250	40	Q
Lyxor ETF FTSE 250	L250 LN	L250.L	NVLL250		MCX	.FTMC	FR0010438135	250	250	35	S
db x-trackers FTSE 250	XMCX GR	XMCX.DE	XMCXINAV	XMCXNAV.DE	MCX	.FTMC	LU0292097317	251	251	35	A
London Stock Exchange	XMCX LN	XMCX.L	XMCXINVG	XMCXINAVGBP.DE	MCX	.FTMC	LU0292097317	251	251	35	A
Lyxor ETF FTSE All-Share	LFAS LN	LFAS.L	NVLLFAS		ASX	.FTAS	FR0010438150	691	691	40	S
db x-trackers FTSE All-Share	XASX GR	XASX.DE	XASXINAV	XASXNAV.DE	ASX	.FTAS	LU0292097747	691	691	40	A
London Stock Exchange	XASX LN	XASX.L	XUKXINVG	XASXINAVGBP.DE	ASX	.FTAS	LU0292097747	691	691	40	A
PowerShares Dynamic UK	PSDU LN	PSDU.L	FABS		QSGUK		IE00B23LNQ02	100	100	75	Q
Deutsche Boerse	6PSN GR	6PSN.DE	FABS		QSGUK		IE00B23LNQ02	100	100	75	Q
PowerShares FTSE RAFI UK	PSRU LN	PSRU.L	FAB		QSGUK		IE00B23LNN70			75	Q
Deutsche Boerse	6PSL GR	6PSL.DE	FAB		QSGUK		IE00B23LNN70			75	Q
Style											
Large-Cap											
iShares DJ STOXX Large 200 (DE)	LCXPEX GY	LCXPEX.DE	LCXPNV	LCXPNV.DE	LCXP	LCXP	DE0005933980	200	200	19	A (Jun)
Borsa Italiana	LCXPEX IM	LCXPEX.MI	LCXPNV	LCXPNV.DE	LCXP	LCXP	DE0005933980	200	200	19	A (Jun)
Euronext Paris	GXL FP	GXL.FP	VLGXL		LCXP	LCXP	DE0005933980	200	200	19	A (Jun)
Mid-Cap											
iShares Dow Jones Euro STOXX MidCap	DJMC LN	DJMC.L	INAVDJMP	DJMCGBP=INAV	MCXE	MCXE	IE00B02KXL92	99	99	40	Q
Virt-X	DJMC VX	DJMC.VX	INAVDJME	DJMCEUR=INAV	MCXE	MCXE	IE00B02KXL92	99	99	40	Q
Deutsche Boerse	IQQM GY	IQQM.DE	INAVDJME	DJMCEUR=INAV	MCXE	MCXE	DE000A0DPMX7	99	99	40	Q
Borsa Italiana	DJMC IM	DJMC.MI	INAVDJME	DJMCEUR=INAV	MCXE	MCXE	IE00B02KXL92	99	99	40	Q
Euronext Amsterdam	DJMC NA	DJMC.AS	INAVDJME	DJMCEUR=INAV	MCXE	MCXE	IE00B02KXL92	99	99	40	Q
Swiss Exchange	DJMC SW	DJMC.S	INAVDJMC	DJMCHF=INAV	MCXE	MCXE	IE00B02KXL92	99	99	40	Q
Euronext Paris	IDM FP	IDM.FP	INAVDJME	DJMCEUR=INAV	MCXE	MCXE	IE00B02KXL92	99	99	40	Q
iShares DJ STOXX Mid 200 (DE)	MCXPEX GY	MCXPEX.DE	MCXPNV	MCXNAV.DE	MCXP	MCXP	DE0005933998	200	200	19	A (Jun)
Borsa Italiana	MCXPEX IM	MCXPEX.MI	MCXPNV	MCXNAV.DE	MCXP	MCXP	DE0005933998	200	200	19	A (Jun)
XMTCH (Lux) on MSCI EMU Mid Cap	XMEUM SW	XMEUM.S	NAVEUM		MMDLEUMN	.MIEM000M0PEU	LU0312694234	155	156	53	S (Jun, Dec)
Deutsche Boerse	XMEUM GR	XMEUM.DE	NAVEUM		MMDLEUMN	.MIEM000M0PEU	LU0312694234	155	156	53	S (Jun, Dec)
db x-trackers MSCI EUROPE MID CAP TRN	XEUM GR	XEUM.DE	XEUMINAV	XEUMINAVU.DE	MMDUEURN	.dMIEU0000MNUS	LU0322253732	294	294	40	R
Small-Cap											
iShares Dow Jones Euro STOXX SmallCap	DJSC LN	DJSC.L	INAVDJSP	DJSCGBP=INAV	SCXE	SCXE	IE00B02KXMM0	108	108	40	Q
Virt-X	DJSC VX	DJSC.VX	INAVDJSE	DJSCEUR=INAV	SCXE	SCXE	IE00B02KXMM0	108	108	40	Q
Deutsche Boerse	IQQS GY	IQQS.DE	INAVDJSE	DJSCEUR=INAV	SCXE	SCXE	DE000A0DPM22	108	108	40	Q
Borsa Italiana	DJSC IM	DJSC.MI	INAVDJSE	DJSCEUR=INAV	SCXE	SCXE	IE00B02KXMM0	108	108	40	Q
Euronext Amsterdam	DJSC NA	DJSC.AS	INAVDJSE	DJSCEUR=INAV	SCXE	SCXE	IE00B02KXMM0	108	108	40	Q
Swiss Exchange	DJSC SW	DJSC.S	INAVDJSC	DJSCCHF=INAV	SCXE	SCXE	IE00B02KXMM0	108	108	40	Q
Euronext Paris	IDS FP	IDS.FP	INAVDJSE	DJSCEUR=INAV	SCXE	SCXE	IE00B02KXMM0	108	108	40	Q
iShares DJ STOXX Small 200 (DE)	SCXPEX GY	SCXPEX.DE	SCXPNV	SCXNAV.DE	SCXP	SCXP	DE000A0DQB27	200	200	19	A (Jun)
Borsa Italiana	SCXPEX IM	SCXPEX.MI	SCXPNV	SCXNAV.DE	SCXP	SCXP	DE000A0DQB27	200	200	19	A (Jun)
Lyxor ETF MSCI EMU Small Caps	MMS FP	MMS.FP	VLMMMS	.VLMMMS	MXEMSC	.MSCIEM000S	FR0010168773	256	256	40	A (Apr)
Deutsche Boerse	KLC GY	LY1Y.DE	VLMMMS	.VLMMMS	MXEMSC	.MSCIEM000S	FR0010168773	256	256	40	A (Apr)
Swiss Exchange	MMS SW	MMS.S	VLMMMS	.VLMMMS	MXEMSC	.MSCIEM000S	FR0010168773	256	256	40	A (Apr)
Borsa Italiana	MMS IM	MMS.MI	VLMMMS	.VLMMMS	MXEMSC	.MSCIEM000S	FR0010168773	256	256	40	A (Apr)
Bolsa de Madrid	MMS SM	MMSL.MC	VLMMMS	.VLMMMS	MXEMSC	.MSCIEM000S	FR0010168773	256	256	40	A (Apr)
streetTRACKS MSCI Europe SmallCap	SMC FP	SMC.PA	VLSCM	.VLSCM	MXEU000S	.dMieu0000spus	FR0010149880	598	598	50	R
db x-trackers MSCI EUROPE SMALL CAP TRN	XXSC GR	XXSC.DE	XXSCINAV	XXSCINAVU.DE	NCEDE15	.dMIEU0000SNUS	LU0322253906	1181	1181	40	R
iShares S&P SmallCap 600	ISP6 LN				SPTRSMCP		IE00B2QWCY14			40	
London Stock Exchange	IDP6 LN				SPTRSMCP		IE00B2QWCY14			40	
Growth											
iShares DJ EuroSTOXX Growth	IDJG LN	IDJG.L	INAVSGWP	ESGWGBP=INAV	SLGE	SLGE	IE00B0M62V02	61	61	40	Q
Euronext Amsterdam	IDJG NA	IDJG.AS	INAVSGWE	ESGWEUR=INAV	SLGE	SLGE	IE00B0M62V02	61	61	40	Q
Deutsche Boerse	IQQG GY	IQQG.DE	INAVSGWE	ESGWEUR=INAV	SLGE	SLGE	DE000A0HG3L1	61	61	40	Q
Borsa Italiana	IDJG IM	IDJG.MI	INAVSGWE	ESGWEUR=INAV	SLGE	SLGE	IE00B0M62V02	61	61	40	Q
Swiss Exchange	IDJG SW	IDJG.S	INAVSGWC	ESGWCHF=INAV	SLGE	SLGE	IE00B0M62V02	61	61	40	Q
Euronext Paris	ISG FP	IDJG.PA	INAVSGWE	ESGWEUR=INAV	SLGE	SLGE	IE00B0M62V02	61	61	40	Q
Lyxor ETF MSCI EMU Growth	GWT FP	GWT.PA	VLGWT	.VLGWT	MXEM000G	.MSCIEM000G	FR0010168765	207	207	40	A (Apr)
Deutsche Boerse	GRW GY	LYY3.DE	VLGWT	.VLGWT	MXEM000G	.MSCIEM000G	FR0010168765	207	207	40	A (Apr)
Swiss Exchange	GWT SW	GWT.S	VLGWT	.VLGWT	MXEM000G	.MSCIEM000G	FR0010168765	207	207	40	A (Apr)
Borsa Italiana	GWT IM	GWT.MI	VLGWT	.VLGWT	MXEM000G	.MSCIEM000G	FR0010168765	207	207	40	A (Apr)
ETFlab DJ STOXX Strong Growth 20	ETFSG2P GR	ETFSG2P.DE	ISG2P	ISG2P.DE	SG2P	.SG2P	DE000ETFL037	20	20	65	Q
Value											
iShares DJ EuroSTOXX Value	IDJV LN	IDJV.L	INAVSVLP	ESVLPGBP=INAV	SLVE	SLVE	IE00B0M62T89	68	68	40	Q
Euronext Amsterdam	IDJV NA	IDJV.AS	INAVSVLE	ESVLEUR=INAV	SLVE	SLVE	IE00B0M62T89	68	68	40	Q
Deutsche Boerse	IQQV GY	IQQV.DE	INAVSVLE	ESVLEUR=INAV	SLVE	SLVE	DE000A0HG2N9	68	68	40	Q
Borsa Italiana	IDJV IM	IDJV.MI	INAVSVLE	ESVLEUR=INAV	SLVE	SLVE	IE00B0M62T89	68	68	40	Q
Swiss Exchange	IDJV SW	IDJV.S	INAVSVLC	ESVLCCHF=INAV	SLVE	SLVE	IE00B0M62T89	68	68	40	Q
Euronext Paris	ISV FP	STXV.PA	INAVSVLE	ESVLEUR=INAV	SLVE	SLVE	IE00B0M62T89	68	68	40	Q
Lyxor ETF MSCI EMU Value	VAL FP	VAL.PA	VLVAL	.VLVAL	MXEM000V	.MSCIEM000V	FR0010168781	143	143	40	A (Apr)
Deutsche Boerse	VAL GY	LYY2.DE	VLVAL	.VLVAL	MXEM000V	.MSCIEM000V	FR0010168781	143	143	40	A (Apr)
Swiss Exchange	EMV SW	EMV.S	VLVAL	.VLVAL	MXEM000V	.MSCIEM000V	FR0010168781	143	143	40	A (Apr)
Borsa Italiana	VAL IM	VAL.MI	VLVAL	.VLVAL	MXEM000V	.MSCIEM000V	FR0010168781	143	143	40	A (Apr)
ETFlab DJ STOXX Strong Value 20	ETFSV2P GR	ETFSV2P.DE	ISV2P	ISV2P.DE	SV2P	.SV2P	DE000ETFL045	20	20	65	Q



Currency	Local Price ¹	AUM (USD MM) ¹	Avg Daily Volume (USD MM) ²	Fund Structure	UCITS	Reg's	UK Dist	Init. Index	PEA	Options	Futures	Manager	Launch Date
CHF	118.88	164.33	0.96	Swiss Investment Fund	No	SW	No	1/10	No	No	No	Credit Suisse Asset Management	02-Jul-07
CHF	118.41	51.22	0.33	Swiss Investment Fund	No	SW	No	1/10	No	No	No	UBS Global Asset Management	14-Sep-07
EUR	72.32	4.50		Luxembourg Part 1 SICAV	III	G, F, A, N, L, SP	No	1/10	No	No	No	DB X-Trackers	06-Feb-08
EUR	79.71	165.58	0.84	German Index Fund	No	G	No	1/100	No	No	No	Barclays Global Investors	15-Jan-01
CHF	123.50	164.66	0.34	Luxembourg SICAV	Yes	G, L, SW, UK	Yes	1/100	No	No	No	UBS Global Asset Management	13-Nov-01
EUR	77.34	-	0.00	Luxembourg SICAV	Yes	G, L, SW, UK	Yes	1/100	No	No	No	UBS Global Asset Management	19-Mar-02
GBP	60.35	-	0.79	Luxembourg SICAV	Yes	G, L, SW, UK	Yes	1/100	No	No	No	UBS Global Asset Management	24-Jan-06
GB-p	631.25	3,558.39	64.56	Irish VCIC	III	A, CL, FR, G, I, IT, L, N, UK	Yes	1/1000	No	No	Yes	Barclays Global Investors	28-Apr-00
EUR	7.90	-	1.46	Irish VCIC	III	A, CL, FR, G, I, IT, L, N, UK	Yes	1/1000	No	No	Yes	Barclays Global Investors	19-Nov-01
EUR	7.89	-	0.01	Irish VCIC	III	A, CL, FR, G, I, IT, L, N, UK	Yes	1/1000	No	No	Yes	Barclays Global Investors	06-May-02
EUR	7.88	-	0.76	Irish VCIC	III	A, CL, FR, G, I, IT, L, N, UK	Yes	1/1000	No	No	Yes	Barclays Global Investors	07-Mar-06
GB-p	639.88	191.57	1.94	French SICAV	III	UK	Yes	1/1000	No	No	No	Lyxor Asset Management	15-May-07
EUR	8.10	256.04	0.01	Luxembourg Part 1 SICAV	III	A, F, FR, G, IT, L, N, S, SP, UK	No	1/10	No	No	No	DB X-Trackers	14-Jun-07
GB-p	635.00	-	0.48	Luxembourg Part 1 SICAV	III	A, F, FR, G, IT, L, N, S, SP, UK	No	1/10	No	No	No	DB X-Trackers	07-Sep-07
GB-p	1,033.00	440.49	6.53	Irish VCIC	III	A, CL, FR, G, L, N, UK	Yes	1/1000	No	No	No	Barclays Global Investors	29-Mar-04
GB-p	1,072.79	91.28	0.33	French SICAV	III	UK	Yes	1/1000	No	No	No	Lyxor Asset Management	15-May-07
EUR	13.57	203.06	0.00	Luxembourg Part 1 SICAV	III	A, F, FR, G, IT, L, N, S, SP, UK	No	1/1000	No	No	No	DB X-Trackers	09-Jul-07
GB-p	1,068.88	-	0.08	Luxembourg Part 1 SICAV	III	A, F, FR, G, IT, L, N, S, SP, UK	No	1/1000	No	No	No	DB X-Trackers	07-Sep-07
GB-p	326.14	119.11	0.59	French SICAV	III	UK	Yes	1/1000	No	No	No	Lyxor Asset Management	15-May-07
EUR	4.14	41.90		Luxembourg Part 1 SICAV	III	A, F, FR, G, IT, L, N, S, SP, UK	No	1/1000	No	No	No	DB X-Trackers	09-Jul-07
GB-p	325.25	-	0.12	Luxembourg Part 1 SICAV	III	A, F, FR, G, IT, L, N, S, SP, UK	No	1/1000	No	No	No	DB X-Trackers	07-Sep-07
GB-p	1,006.00	4.99	0.18	Irish VCIC	III	G, UK	Yes		No	No	No	PowerShares	03-Dec-07
EUR	10.20	-		Irish VCIC	III	G, UK			No	No	No	PowerShares	11-Dec-07
GB-p	968.75	4.80	0.14	Irish VCIC	III	G, UK	Yes		No	No	No	PowerShares	03-Dec-07
EUR	9.79	-		Irish VCIC	III	G, UK			No	No	No	PowerShares	11-Dec-07
EUR	36.00	42.88	0.14	German Index Fund	III	A, FR, G, IT	No	1/10	No	No	No	Barclays Global Investors	11-Apr-05
EUR	35.40	-	0.01	German Index Fund	III	A, FR, G, IT	No	1/10	No	No	No	Barclays Global Investors	26-Feb-08
EUR	35.90	-		German Index Fund	III	A, FR, G, IT	No	1/10	No	No	No	Barclays Global Investors	30-Apr-08
GB-p	3,593.00	285.05	0.21	Irish VCIC	III	A, CL, FR, I, IT, L, N, SW, UK, G, MX	Yes	1/10	No	No	No	Barclays Global Investors	01-Nov-04
EUR	45.39	-	0.04	Irish VCIC	III	A, CL, FR, I, IT, L, N, SW, UK, G, MX	Yes	1/10	No	No	No	Barclays Global Investors	29-Nov-04
EUR	45.35	-	0.17	Irish VCIC	III	A, CL, FR, I, IT, L, N, SW, UK, G, MX	Yes	1/10	No	No	No	Barclays Global Investors	22-Feb-05
EUR	45.35	-	0.11	Irish VCIC	III	A, CL, FR, I, IT, L, N, SW, UK, G, MX	Yes	1/10	No	No	No	Barclays Global Investors	17-Feb-05
EUR	45.35	-	0.52	Irish VCIC	III	A, CL, FR, I, IT, L, N, SW, UK, G, MX	Yes	1/10	No	No	No	Barclays Global Investors	15-Feb-05
CHF	73.10	-	0.05	Irish VCIC	III	A, CL, FR, I, IT, L, N, SW, UK, G, MX	Yes	1/10	No	No	No	Barclays Global Investors	24-Feb-05
EUR	45.35	-	0.38	Irish VCIC	III	A, CL, FR, I, IT, L, N, SW, UK, G, MX	Yes	1/10	Yes	No	No	Barclays Global Investors	20-Dec-05
EUR	30.20	306.09	0.35	German Index Fund	III	A, G, IT	No	1/10	No	No	No	Barclays Global Investors	11-Apr-05
EUR	29.90	-	0.00	German Index Fund	III	A, G, IT	No	1/10	No	No	No	Barclays Global Investors	26-Feb-08
EUR	80.21	19.36	0.03	Luxembourg FCP	III	L, SW, G	No	1/10	No	No	No	Credit Suisse Asset Management	18-Sep-07
EUR	80.36	-		Luxembourg FCP	III	L, SW, G	No	1/10	No	No	No	Credit Suisse Asset Management	01-Nov-07
EUR	58.20	5.44		Luxembourg Part 1 SICAV	III	G, F, A, N, L, SP, IT	No	1/10	No	No	No	DB X-Trackers	06-Feb-08
GB-p	2,232.00	278.89	0.20	Irish VCIC	III	A, CL, FR, I, IT, L, N, SW, UK, G	Yes	1/10	No	No	No	Barclays Global Investors	01-Nov-04
EUR	28.32	-	0.04	Irish VCIC	III	A, CL, FR, I, IT, L, N, SW, UK, G	Yes	1/10	No	No	No	Barclays Global Investors	29-Nov-04
EUR	28.36	-	0.14	Irish VCIC	III	A, CL, FR, I, IT, L, N, SW, UK, G	Yes	1/10	No	No	No	Barclays Global Investors	22-Feb-05
EUR	28.00	-	0.13	Irish VCIC	III	A, CL, FR, I, IT, L, N, SW, UK, G	Yes	1/10	No	No	No	Barclays Global Investors	17-Feb-05
EUR	28.18	-	0.04	Irish VCIC	III	A, CL, FR, I, IT, L, N, SW, UK, G	Yes	1/10	No	No	No	Barclays Global Investors	15-Feb-05
CHF	45.37	-	0.02	Irish VCIC	III	A, CL, FR, I, IT, L, N, SW, UK, G	Yes	1/10	No	No	No	Barclays Global Investors	24-Feb-05
EUR	28.34	-	0.08	Irish VCIC	III	A, CL, FR, I, IT, L, N, SW, UK, G	Yes	1/10	Yes	No	No	Barclays Global Investors	20-Dec-05
EUR	19.29	70.50	0.11	German Index Fund	III	A, G, IT	No	1/10	No	No	No	Barclays Global Investors	11-Apr-05
EUR	19.17	-	0.00	German Index Fund	III	A, G, IT	No	1/10	No	No	No	Barclays Global Investors	26-Feb-08
EUR	181.07	129.98	0.31	French FCP	III	A, FR, G, IT, SW, SP	No	1/1	Yes	No	No	Lyxor Asset Management	13-Apr-05
EUR	182.27	-	0.08	French FCP	III	A, FR, G, IT, SW, SP	No	1/1	Yes	No	No	Lyxor Asset Management	09-Aug-05
EUR	182.66	-	0.01	French FCP	III	A, FR, G, IT, SW, SP	No	1/1	Yes	No	No	Lyxor Asset Management	12-Sep-05
EUR	180.79	-	0.02	French FCP	III	A, FR, G, IT, SW, SP	No	1/1	Yes	No	No	Lyxor Asset Management	30-Sep-05
EUR	181.45	-	0.01	French FCP	III	A, FR, G, IT, SW, SP	No	1/1	Yes	No	No	Lyxor Asset Management	30-Oct-07
EUR	100.40	31.27	0.62	French SICAV	III	FR, G, L, N, UK	Yes	1/2	Yes	No	No	State Street Global Advisors	03-Jun-05
EUR	18.85	4.40		Luxembourg Part 1 SICAV	III	G, F, A, N, L, SP, IT	No	1/10	No	No	No	DB X-Trackers	06-Feb-08
GB-p												Barclays Global Investors	Planned
USD												Barclays Global Investors	Planned
GB-p	2,217.00	202.26	0.79	Irish VCIC	III	A, CL, FR, I, IT, L, N, SW, UK, G	Yes		No	No	No	Barclays Global Investors	07-Nov-05
EUR	28.17	-	0.00	Irish VCIC	III	A, CL, FR, I, IT, L, N, SW, UK, G	Yes		No	No	No	Barclays Global Investors	28-Nov-05
EUR	27.86	-	0.17	Irish VCIC	III	A, CL, FR, I, IT, L, N, SW, UK, G	Yes		No	No	No	Barclays Global Investors	20-Feb-06
EUR	27.85	-	0.06	Irish VCIC	III	A, CL, FR, I, IT, L, N, SW, UK, G	Yes		No	No	No	Barclays Global Investors	07-Mar-06
CHF	45.09	-	0.00	Irish VCIC	III	A, CL, FR, I, IT, L, N, SW, UK, G	Yes		No	No	No	Barclays Global Investors	20-Mar-06
EUR	27.93	-	0.05	Irish VCIC	III	A, CL, FR, I, IT, L, N, SW, UK, G	Yes		No	No	No	Barclays Global Investors	12-Jun-06
EUR	93.50	401.40	0.31	French FCP	III	A, FR, G, IT, SW	No	1/1	Yes	No	No	Lyxor Asset Management	13-Apr-05
EUR	93.29	-	0.19	French FCP	III	A, FR, G, IT, SW	No	1/1	Yes	No	No	Lyxor Asset Management	09-Aug-05
EUR	93.59	-	0.02	French FCP	III	A, FR, G, IT, SW	No	1/1	Yes	No	No	Lyxor Asset Management	13-Sep-05
EUR	93.52	-	0.28	French FCP	III	A, FR, G, IT, SW	No	1/1	Yes	No	No	Lyxor Asset Management	30-Sep-05
EUR	19.47	48.81		German §63 InvG	III	G	No	1/100	No	No	No	ETFlab Investment	31-Mar-08
GB-p	2,470.00	83.28	0.35	Irish VCIC	III	A, CL, FR, I, IT, L, N, SW, UK, G	Yes		No	No	No	Barclays Global Investors	07-Nov-05
EUR	31.16	-	0.07	Irish VCIC	III	A, CL, FR, I, IT, L, N, SW, UK, G	Yes		No	No	No	Barclays Global Investors	28-Nov-05
EUR	31.08	-	0.05	Irish VCIC	III	A, CL, FR, I, IT, L, N, SW, UK, G	Yes		No	No	No	Barclays Global Investors	20-Feb-06
EUR	31.16	-	0.15	Irish VCIC	III	A, CL, FR, I, IT, L, N, SW, UK, G	Yes		No	No	No	Barclays Global Investors	07-Mar-06
CHF	50.20	-	0.01	Irish VCIC	III	A, CL, FR, I, IT, L, N, SW, UK, G	Yes		No	No	No	Barclays Global Investors	20-Mar-06
EUR	31.36	-	0.92	Irish VCIC	III	A, CL, FR, I, IT, L, N, SW, UK, G	Yes		No	No	No	Barclays Global Investors	12-Jun-06
EUR	157.18	197.52	0.90	French FCP	III	A, FR, G, IT, SW	No	1/1	Yes	No	No	Lyxor Asset Management	13-Apr-05
EUR	156.72	-	0.44	French FCP	III	A, FR, G, IT, SW	No	1/1	Yes	No	No	Lyxor Asset Management	09-Aug-05
EUR	157.26	-	0.05	French FCP	III	A, FR, G, IT, SW	No	1/1	Yes	No	No	Lyxor Asset Management	15-Sep-05
EUR	156.30	-	0.23	French FCP	III	A, FR, G, IT, SW	No	1/1	Yes	No	No	Lyxor Asset Management	30-Sep-05
EUR	17.83	51.36	0.00	German §63 InvG	III	G	No	1/100	No	No	No	ETFlab Investment	31-Mar-08

ETFs Listed in Europe



Name	Price Ticker		Intraday NAV		Index		ISIN	Approx. No of Stocks		Annual TER (bps)	Divs
	Bloomberg	Reuters	Bloomberg	Reuters	Bloomberg	Reuters		ETF	Index		
Growth & Value											
ETFlab DJ STOXX Strong Style Composite 40	ETFSS4P GR	ETFSS4P.DE	ISS4P	ISS4P.DE	SS4P	SS4P	DE000ETFL052	40	40	65	Q
Dividends											
iShares FTSE UK Dividend Plus	IUKD LN	IUKD.L	INAVUKDP	FUKDGBP=INAV	FUDP	.FTFUDP	IE00B0M63060	49	49	40	Q
Deutsche Boerse	IQQD GY	IQQD.DE	INAVUKDE	FUKDEUR=INAV	FUDP	.FTFUDP	DE000A0HG2R0	49	49	40	Q
Borsa Italiana	IUKD IM	IUKD.MI	INAVUKDE	FUKDEUR=INAV	FUDP	.FTFUDP	IE00B0M63060	49	49	40	Q
Swiss Exchange	IUKD SW	IUKD.S	INAVUKDC	FUKDCHF=INAV	FUDP	.FTFUDP	IE00B0M63060	49	49	40	Q
iShares DJ EuroSTOXX Select Dividend 30	IDVY LN	IDVY.L	INAVSSDP	ESSDGBP=INAV	SD3E	.SD3T	IE00B0M62S72	30	30	40	Q
Euronext Amsterdam	IDVY NA	IDVY.AS	INAVSSDE	ESSDEUR=INAV	SD3E	.SD3T	IE00B0M62S72	30	30	40	Q
Deutsche Boerse	IQQA GY	IQQA.DE	INAVSSDE	ESSDEUR=INAV	SD3E	.SD3T	DE000A0HG2P4	30	30	40	Q
Borsa Italiana	IDVY IM	IDVY.MI	INAVSSDE	ESSDEUR=INAV	SD3E	.SD3T	IE00B0M62S72	30	30	40	Q
Swiss Exchange	IDVY SW	IDVY.S	INAVSSDC	ESSDCHF=INAV	SD3E	.SD3T	IE00B0M62S72	30	30	40	Q
Euronext Paris	IDY FP	IDY.PA	INAVSSDE	ESSDEUR=INAV	SD3E	.SD3T	IE00B0M62S72	30	30	40	Q
iShares DJ EURO STOXX Select Dividend 30 (DE)	SD3EEX GY	SD3EEX.DE	SD3ENAV	SD3ENAV.DE	SD3E	.SD3E	DE0002635281	30	30	31.75	Q (Jan, Apr, July, Oct)
Wiener Borse	SD3EEX AV	DE0002635281.VI	SD3ENAV	SD3ENAV.DE	SD3E	.SD3E	DE0002635281	30	30	31.75	Q (Jan, Apr, July, Oct)
iShares DJ STOXX Select Dividend 30 (DE)	SD3PEX GY	SD3PEX.DE	SD3PNAV	SD3PNAV.DE	SD3P	.SD3P	DE0002635299	30	30	30	Q (Jan, Apr, July, Oct)
Wiener Borse	SD3PEX AV	DE0002635299.VI	SD3PNAV	SD3PNAV.DE	SD3P	.SD3P	DE0002635299	30	30	30	Q (Jan, Apr, July, Oct)
Borsa Italiana	SD3PEX IM	SD3PEX.MI	SD3PNAV	SD3PNAV.DE	SD3P	.SD3P	DE0002635299	30	30	30	Q (Jan, Apr, July, Oct)
Lyxor ETF DJ Stoxx Select Dividend 30	SEL FP	SEL.PA	VLSEL	.VLSEL	SD3P	.SD3P	FR0010378604	30	30	30	A
Borsa Italiana	SEL IM	SEL.MI	VLSEL	.VLSEL	SD3P	.SD3P	FR0010378604	30	30	30	A
Deutsche Boerse	LYXSEL GR	LYXSEL.DE	VLSEL	.VLSEL	SD3P	.SD3P	FR0010378604	30	30	30	A
Swiss Exchange	LYSEL SW	LYSEL.S	VLSEL	.VLSEL	SD3P	.SD3P	FR0010378604	30	30	30	A
Bolsa de Madrid	SEL SM	SEL.MC	VLSEL	.VLSEL	SD3P	.SD3P	FR0010378604	30	30	30	A
db x-trackers DJ EURO STOXX Select Dividend 30	XD3E GR	XD3E.DE	XGSDINAV	XGSDINAV.DE	SDGP	.SDGP	LU0292095535	30	30	30	A
Borsa Italiana	XD3E IM	XD3E.MI	XGSDINAV	XD3ENAV.DE	SDGP	.SDGP	LU0292095535	30	30	30	A
Swiss Exchange	XDIE SW	XDIE.S	XD3EINVC	XD3EINAVCHF.DE	SDGP	.SDGP	LU0292095535	30	30	30	A
Euronext Paris	XD3E FP	XD3E.PA	XD3EINVG	XD3EINAVGBP.DE	SDGP	.SDGP	LU0292095535	30	30	30	A
London Stock Exchange	XD3E LN	XD3E.L	XD3EINVG	XD3EINAVGBP.DE	SDGP	.SDGP	LU0292095535	30	30	30	A
iShares Dow Jones U.S. Select Dividend (DE)	DJDVPEX GY	DJDVPEX.DE	DJDVPNV	DJDVPNV.DE	DJDVP	.DJDVP	DE000A0D8Q49	100	100	30	Q (Jan, Apr, July, Oct)
Borsa Italiana	DJDVPEX IM	DJDVPEX.MI	DJDVPNV	DJDVPNV.DE	DJDVP	.DJDVP	DE000A0D8Q49	100	100	30	Q (Jan, Apr, July, Oct)
Euronext Paris	GLXU FP	GLXU.PA	DJDVPNV	DJDVPNV.DE	DJDVP	.DJDVP	DE000A0D8Q49	100	100	30	Q (Jan, Apr, July, Oct)
iShares DivDAX® (DE)	DDAXKEX AV	GSUKEX.DE	DDAXKNV	GSUKNAV.DE	DIVDAX	.GSUK	DE0002635273	15	15	31.75	Q (Jan, Apr, July, Oct)
Wiener Borse	DDAXKEX AV	DE0002635273.VI	DDAXKNV	GSUKNAV.DE	DIVDAX	.GSUK	DE0002635273	15	15	31.75	Q (Jan, Apr, July, Oct)
Accion IBEX Top Dividendo	BBVAT SM	BBVAT.MC			IBEXTDIV	.IBEXTDIV	ES0105337002	25	25	40	S
Socially Responsible											
iShares DJ EURO STOXX Sustainability 40 (DE)	SUBEEEX GY	SUBEEEX.DE	SUBENAV	SUBENAV.DE	SUBE	.SUBE	DE000A0F5UG3	40	40	40	A (Jun)
Borsa Italiana	SUBEEEX IM	SUBEEEX.MI	SUBENAV	SUBENAV.DE	SUBE	.SUBE	DE000A0F5UG3	40	40	40	A (Jun)
EasyETF ASPI Eurozone	SVY FP	SVY.PA	VLSTYV	.VLSTYV	AESE	.AESE	FR00007068028	120	120	30	R
Beta1 Ethical Index Euro	B1ET IM	B1ET.MI	ETR	B1ETINAV.DE	ECAPEP	.EIEP	IE0074344429	98	140	90	R
Regional Exposure Europe											
streetTRACKS MSCI Europe	ERO FP	ERO.PA	VLERO	.VLERO	MSEREURP	.MSPE	FR0000001885	250	598	50	R
iShares MSCI Europe	IMEU LN	IMEU.L	INAVMSEG	MSCEUR=IN	MXEU	.MIEU0000PEU	IE00B1YZSC51	381	587	35	Q
Euronext Amsterdam	IMEU NA	IMEU.AS	INAVMSEE	MSCEUR=IN	MXEU	.MIEU0000PEU	IE00B1YZSC51	381	587	35	Q
Deutsche Boerse	IQQY GR	IQQY.DE	INAVMSEE	MSCEUR=IN	MXEU	.MIEU0000PEU	DE000A0M5X28	381	587	35	Q
Swiss Exchange	IMEU SW	IMEU.S	INAVMSEC	MSCECHF=IN	MXEU	.MIEU0000PEU	IE00B1YZSC51	381	587	35	Q
Borsa Italiana	IMEU IM	IMEU.MI	INAVMSEE	MSCEUR=IN	MXEU	.MIEU0000PEU	IE00B1YZSC51	381	587	35	Q
Lyxor ETF MSCI Europe	MEU FP	MEU.PA	VLMEU	.VLMEU	MXEU	.MSCIEU	FR0010261198	584	584	35	A (Apr)
Borsa Italiana	MEU IM	MEU.MI	VLMEU	.VLMEU	MXEU	.MSCIEU	FR0010261198	584	584	35	A (Apr)
Deutsche Boerse	LYY5 GR	MEU.DE	VLMEU	.VLMEU	MXEU	.MSCIEU	FR0010261198	584	584	35	A (Apr)
Swiss Exchange	LYMEU SW	LYMEU.S	VLMEU	.VLMEU	MXEU	.MSCIEU	FR0010261198	584	584	35	A (Apr)
db x-trackers MSCI Europe TRN	XMEU GR	XMEU.DE	XMEUINAV GY	XMEUNAV.DE	NDDUE15	.MSNREU=U	LU0274209237	10	10	30	R
Borsa Italiana	XMEU IM	XMEU.MI	XMEUINAV	XMEUNAV.DE	NDDUE15	.MSNREU=U	LU0274209237	10	10	30	R
Swiss Exchange	XMEU SW	XMEU.S	XMEUINAV	XMEUNAV.DE	NDDUE15	.MSNREU=U	LU0274209237	10	10	30	R
London Stock Exchange	XMEU LN	XMEU.L	XMEUINVG	XMEUNAV.DE	NDDUE15	.MSNREU=U	LU0274209237	10	10	30	R
London Stock Exchange	XMED LN	XMED.L	XMEUINVG	XMEUNAV.DE	NDDUE15	.MSNREU=U	LU0274209237	10	10	30	R
Lyxor ETF FTSE RAFI Europe	REU FP	REU.PA	VLREU	.VLREU	FREU	.FTFREU	FR0010400770	451	451	75	A
Deutsche Boerse	LYXREU GR	LYXREU.DE	VLREU	.VLREU	FREU	.FTFREU	FR0010400770	451	451	75	A
Borsa Italiana	REU IM	REU.MI	VLREU	.VLREU	FREU	.FTFREU	FR0010400770	451	451	75	A
Lyxor ETF FTSE RAFI Europe	LREU LN	LREU.L			FREU	.FTFREU	FR0010526657	451	451	75	A
London Stock Exchange	LRES LN	LRES.L			FREU	.FTFREU	FR0010526657	451	451	75	A
db x-trackers S&P EUROPE 350 SHARIAH	XSHE GY										
Beta1 MSCI Pan Euro	B1PE IM	B1PE.MI	PEURONAV	B1PEINAV.DE	MSPE	.MSPE	IE0077933707	150	268	50	R
iShares DJ STOXX 600 (DE)	SXXPIEX GY	STOXXIEX.DE	SXXPINAV	STOXXIINAV.DE	SXXP	.STOXX	DE0002635307	600	600	19	A (Jun)
Borsa Italiana	SXXPIEX IM	STOXXIEX.MI	SXXPINAV	STOXXIINAV.DE	SXXP	.STOXX	DE0002635307	600	600	19	A (Jun)
iShares DJ STOXX 50 (DE)	SX5PEX GY	STOXX50EX.DE	SX5PNV	STOXX50NAV.DE	SX5P	.STOXX50	DE0005933949	50	50	52	A (Jun)
Euronext Paris	GXN FP	GXN.PA	SX5PNV	STOXX50NAV.DE	SX5P	.STOXX50	DE0005933949	50	50	52	A (Jun)
Swiss Exchange	SX5PEX SW	STOXX50EX.S	SX5PNV	STOXX50NAV.DE	SX5P	.STOXX50	DE0005933949	50	50	52	A (Jun)
iShares DJ STOXX 50	EUN1 GY	LSTXX.DE	VL EUN	EUNEUR=INAV	SX5R	.STOXX50	IE0008470928	50	50	35	Q
Swiss Exchange	EUN SW	EUN.S	VL EUN	EUNEUR=INAV	SX5R	.STOXX50	IE0008470928	50	50	35	Q
Euronext Paris	EUN FP	EUN.PA	VL EUN	EUNEUR=INAV	SX5R	.STOXX50	IE0008470928	50	50	35	Q
Euronext Amsterdam	EUNA NA	EUNA.AS	VL EUN	EUNEUR=INAV	SX5R	.STOXX50	IE0008470928	50	50	35	Q
London Stock Exchange	EUN LN	EUN.L	VL EUN	EUNEUR=INAV	SX5R	.STOXX50	IE0008470928	50	50	35	Q
Virt-X	EUN VX	EUN.VX	VL EUN	EUNEUR=INAV	SX5R	.STOXX50	IE0008470928	50	50	35	Q
Borsa Italiana	EUN IM	EUN.MI	VL EUN	EUNEUR=INAV	SX5R	.STOXX50	IE0008470928	50	50	35	Q
EasyETF STOXX 50 Europe	ETN FP	ETNN.PA	VL EUN	EUNEUR=INAV	SX5P	.STOXX50	FR00009373604	50	50	45	R
EasyETF STOXX 50 Europe (B)	ETM FP	ESYT.PA	VL EUN	EUNEUR=INAV	SX5P	.STOXX50	FR0010148858	50	50	30	A
iShares FTSE EuroFirst 100	IETA NA	IETA.AS	BEIFIETA	IEUTEUR=INAV	FTFC1	.FTFC1	IE0030974079	100	100	40	S (Jun, Dec)
London Stock Exchange	IETU LN	IETU.L	BEIFIETU	IEUTEUR=INAV	FTFC1	.FTFC1	IE0030974079	100	100	40	S (Jun, Dec)
Virt-X	IETU VX	IETU.VX	BEIFIETU	IEUTEUR=INAV	FTFC1	.FTFC1	IE0030974079	100	100	40	S (Jun, Dec)
Borsa Italiana	IETU IM	IETU.MI	BEIFIETU	IEUTEUR=INAV	FTFC1	.FTFC1	IE0030974079	100	100	40	S (Jun, Dec)
Swiss Exchange	IETU SW	IETU.S	INAVEOHC	IEUTCHF=INAV	FTFC1	.FTFC1	IE0030974079	100	100	40	S (Jun, Dec)
Deutsche Boerse	IQQ1 GY	IQQ1.DE	BEIFIETU	IEUTEUR=INAV	FTFC1	.FTFC1	DE000A0DPM16	100	100	40	S (Jun, Dec)
Euronext Paris	IET FP	IET.PA	BEIFIETU	IEUTEUR=INAV	FTFC1	.FTFC1	IE0030974079	100	100	40	S (Jun, Dec)
SPDR Europe 350	SPE FP	SPE.PA	VLSP	.VLSP	SPEE	.SPEUP	IE0031091428	350	350	35	A (Sep)
Borsa Italiana	SPDR IM	SPDR.MI	VLSP	.VLSP	SPEE	.SPEUP	IE0031091428	350	350	35	A (Sep)
Virt-X	SPE VX	SPE.VX	VLSP	.VLSP	SPEE	.SPEUP	IE0031091428	350	350	35	A (Sep)
MP-EUROSTOCK.SI	MPEU SV	MPEL.LJ			MPEUSTX	.MPEU	SI0021400013	30	30	50	Q
XACT FTSE RAFI Fundamental Euro	XACTFEUR SS	XACTFEURO.ST			FREZ	.FTFREZL	SE0001803651	266	266	65	A (Jun)



	Local	AUM	Avg Daily				UK Dist	Init. Index	PEA							
Currency	Price ¹	(USD MM) ¹	(USD MM) ²	Fund Structure	UCITS	Reg's	Status ³	Ratio	Eligible	Options	Futures	Manager				Launch Date
EUR	18.76	50.24	0.00	German \$63 InvG	III	G	No	1/100	No	No	No	ETFlab Investment				31-Mar-08
GB-p	1,014.00	502.78	2.20	Irish VCIC	III	A, I, IT, L, N, SW, UK, G	Yes		No	No	No	Barclays Global Investors				07-Nov-05
EUR	12.73	-	0.46	Irish VCIC	III	A, I, IT, L, N, SW, UK, G	Yes		No	No	No	Barclays Global Investors				20-Feb-06
EUR	12.74	-	0.07	Irish VCIC	III	A, I, IT, L, N, SW, UK, G	Yes		No	No	No	Barclays Global Investors				07-Mar-06
CHF	20.47	-	0.01	Irish VCIC	III	A, I, IT, L, N, SW, UK, G	Yes		No	No	No	Barclays Global Investors				20-Mar-06
GB-p	2,423.00	874.63	0.55	Irish VCIC	III	A, CL, FR, I, IT, L, N, SW, UK, G	Yes		No	No	No	Barclays Global Investors				31-Oct-05
EUR	30.74	-	0.25	Irish VCIC	III	A, CL, FR, I, IT, L, N, SW, UK, G	Yes		No	No	No	Barclays Global Investors				28-Nov-05
EUR	30.69	-	0.21	Irish VCIC	III	A, CL, FR, I, IT, L, N, SW, UK, G	Yes		No	No	No	Barclays Global Investors				20-Feb-06
EUR	30.66	-	0.72	Irish VCIC	III	A, CL, FR, I, IT, L, N, SW, UK, G	Yes		No	No	No	Barclays Global Investors				07-Mar-06
CHF	49.42	-	0.04	Irish VCIC	III	A, CL, FR, I, IT, L, N, SW, UK, G	Yes		No	No	No	Barclays Global Investors				20-Mar-06
EUR	30.61	-	0.80	Irish VCIC	III	A, CL, FR, I, IT, L, N, SW, UK, G	Yes		No	No	No	Barclays Global Investors				12-Jun-06
EUR	29.00	1,443.59	3.01	German Index Fund	III	A, G, MX	No	1/100	No	No	No	Barclays Global Investors				12-May-05
EUR	29.04	-	0.00	German Index Fund	III	A, G, MX	No	1/100	No	No	No	Barclays Global Investors				21-Nov-05
EUR	25.14	139.56	0.54	German Index Fund	III	A, G, IT	No	1/100	No	No	No	Barclays Global Investors				12-May-05
EUR	24.32	-	0.00	German Index Fund	III	A, G, IT	No	1/100	No	No	No	Barclays Global Investors				21-Nov-05
EUR	24.08	-	0.01	German Index Fund	III	A, G, IT	No	1/100	No	No	No	Barclays Global Investors				26-Feb-08
EUR	25.05	136.91	0.23	French FCP	III	A, FR, G, IT, SW, SP	No	1/100		No	No	Lyxor Asset Management				07-Nov-06
EUR	25.04	-	0.38	French FCP	III	A, FR, G, IT, SW, SP	No	1/100		No	No	Lyxor Asset Management				02-Feb-07
EUR	25.10	-	0.02	French FCP	III	A, FR, G, IT, SW, SP	No	1/100		No	No	Lyxor Asset Management				01-Feb-07
EUR	25.10	-	0.06	French FCP	III	A, FR, G, IT, SW, SP	No	1/100		No	No	Lyxor Asset Management				22-Mar-07
EUR	25.02	-	0.00	French FCP	III	A, FR, G, IT, SW, SP	No	1/100		No	No	Lyxor Asset Management				19-Feb-08
EUR	28.96	36.08	0.09	Luxembourg Part 1 SICAV	III	A, F, FR, G, IT, L, N, S, SP, SW, UK	No	1/100	No	No	No	DB X-Trackers				14-Jun-07
EUR	28.99	-	0.13	Luxembourg Part 1 SICAV	III	A, F, FR, G, IT, L, N, S, SP, SW, UK	No	1/100		No	No	DB X-Trackers				18-Jul-07
CHF	46.97	-	0.02	Luxembourg Part 1 SICAV	III	A, F, FR, G, IT, L, N, S, SP, SW, UK	No	1/100		No	No	DB X-Trackers				06-Aug-07
EUR	29.39	-	-	Luxembourg Part 1 SICAV	III	A, F, FR, G, IT, L, N, S, SP, SW, UK	No	1/100		No	No	DB X-Trackers				07-May-08
GB-p	2,306.50	-	0.03	Luxembourg Part 1 SICAV	III	A, F, FR, G, IT, L, N, S, SP, SW, UK	No	1/100		No	No	DB X-Trackers				10-Sep-07
EUR	27.35	63.58	0.30	German Index Fund	III	FR, A, G, IT	No	1/10	No	No	No	Barclays Global Investors				07-Oct-05
EUR	27.36	-	0.10	German Index Fund	III	FR, A, G, IT	No	1/10	No	No	No	Barclays Global Investors				26-Feb-08
EUR	27.63	-	0.17	German Index Fund	III	FR, A, G, IT	No	1/10	No	No	No	Barclays Global Investors				28-Mar-08
EUR	15.21	299.46	2.56	German Index Fund	III	A, G	No	1/10	No	No	No	Barclays Global Investors				11-Apr-05
EUR	15.27	-	0.01	German Index Fund	III	A, G	No	1/10	No	No	No	Barclays Global Investors				21-Nov-05
EUR	34.85	7.33	0.40	Spanish	III	SP	No	1/100		No	No	BBVA Asset Management				18-Dec-07
EUR	13.06	29.57	0.17	German Index Fund	III	A, G, IT	No	1/100	No	No	No	Barclays Global Investors				12-Apr-06
EUR	13.15	-	0.00	German Index Fund	III	A, G, IT	No	1/100	No	No	No	Barclays Global Investors				26-Feb-08
EUR	99.78	31.54	0.17	French FCP	III	FR, N, G	No	1/10	Yes	No	No	AXA IM / BNP AM				27-Mar-02
EUR	80.52	21.94	0.03	Irish VCIC	Yes	IT	No	1/100		No	No	Beta1 ETFund				13-Jan-03
EUR	127.45	883.14	6.27	French SICAV	III	FR, G, L, N, UK	Yes	1/10	Yes	Yes	No	State Street Global Advisors				19-Jun-01
GB-p	1,657.18	59.16	0.06	Irish VCIC	III	G, L, F, UK, N, SW, IT	Yes		Yes	No	No	Barclays Global Investors				09-Jul-07
EUR	20.79	-	0.13	Irish VCIC	III	G, L, F, UK, N, SW, IT			Yes	No	No	Barclays Global Investors				05-Sep-07
EUR	20.93	-	0.02	Irish VCIC	III	G, L, F, UK, N, SW, IT			Yes	No	No	Barclays Global Investors				20-Nov-07
CHF	33.74	-	0.04	Irish VCIC	III	G, L, F, UK, N, SW, IT			Yes	No	No	Barclays Global Investors				04-Dec-07
EUR	21.03	-	0.11	Irish VCIC	III	G, L, F, UK, N, SW, IT			Yes	No	No	Barclays Global Investors				18-Mar-08
EUR	116.43	730.63	1.72	French FCP	III	FR, G, IT, SW	No	1/1	Yes	No	No	Lyxor Asset Management				12-Jan-06
EUR	116.47	-	0.40	French FCP	III	FR, G, IT, SW	No	1/1	Yes	No	No	Lyxor Asset Management				21-Apr-06
EUR	116.17	-	0.02	French FCP	III	FR, G, IT, SW	No	1/1	Yes	No	No	Lyxor Asset Management				30-May-06
EUR	115.92	-	0.02	French FCP	III	FR, G, IT, SW	No	1/1	Yes	No	No	Lyxor Asset Management				01-Nov-06
EUR	37.00	1,192.62	0.10	Luxembourg Part 1 SICAV	III	A, F, FR, G, IT, L, N, S, SP, SW, UK	No	1/100		No	No	DB X-Trackers				17-Jan-07
EUR	36.78	-	1.62	Luxembourg Part 1 SICAV	III	A, F, FR, G, IT, L, N, S, SP, SW, UK	No	1/100		No	No	DB X-Trackers				15-Feb-07
USD	56.93	-	0.00	Luxembourg Part 1 SICAV	III	A, F, FR, G, IT, L, N, S, SP, SW, UK	No	1/100		No	No	DB X-Trackers				15-May-07
GB-p	2,916.50	-	0.01	Luxembourg Part 1 SICAV	III	A, F, FR, G, IT, L, N, S, SP, SW, UK	No	1/100		No	No	DB X-Trackers				07-Sep-07
USD	56.81	-	0.02	Luxembourg Part 1 SICAV	III	A, F, FR, G, IT, L, N, S, SP, SW, UK	No	1/100		No	No	DB X-Trackers				10-Sep-07
EUR	54.45	50.19	0.05	French FCP	III	FR, G, IT	No	1/100	Yes	No	No	Lyxor Asset Management				14-Feb-07
EUR	54.75	-	0.01	French FCP	III	FR, G, IT	No	1/100	Yes	No	No	Lyxor Asset Management				24-May-07
EUR	54.75	-	0.01	French FCP	III	FR, G, IT	No	1/100	No	No	No	Lyxor Asset Management				04-Sep-07
GB-p	432.25	42.86	0.00	French FCP	III	UK	Yes	1/100		No	No	Lyxor Asset Management				14-Jan-08
USD	8.42	-	0.01	French FCP	III	UK	Yes	1/100		No	No	Lyxor Asset Management				14-Jan-08
EUR	114.45	62.38	0.19	Irish VCIC	Yes	IT	No	1/10		No	No	Beta1 ETFund				Planned
EUR	33.30	772.19	2.43	German Index Fund	III	A, G, IT	No	1/10	No	No	No	Barclays Global Investors				11-Apr-05
EUR	33.49	-	0.16	German Index Fund	III	A, G, IT	No	1/10	No	No	No	Barclays Global Investors				26-Feb-08
EUR	33.10	394.65	2.26	German Index Fund	III	A, FR, G, L, LI, SW	No	1/100	No	No	No	Barclays Global Investors				03-Jan-01
EUR	33.34	-	1.08	German Index Fund	III	A, FR, G, L, LI, SW	No	1/100	Yes	No	No	Barclays Global Investors				26-Sep-01
EUR	32.95	-	0.03	German Index Fund	III	A, FR, G, L, LI, SW	No	1/100	No	No	No	Barclays Global Investors				10-Sep-03
EUR	32.61	1,213.61	4.34	Irish VCIC	III	A, CL, FR, G, I, IT, L, N, SW, UK	Yes	1/100	No	No	No	Barclays Global Investors				11-Apr-00
CHF	52.23	-	1.59	Irish VCIC	III	A, CL, FR, G, I, IT, L, N, SW, UK	Yes	1/100	No	No	Yes	Barclays Global Investors				18-Sep-01
EUR	32.64	-	5.89	Irish VCIC	III	A, CL, FR, G, I, IT, L, N, SW, UK	Yes	1/100	Yes	No	No	Barclays Global Investors				15-Jan-01
EUR	32.35	-	3.14	Irish VCIC	III	A, CL, FR, G, I, IT, L, N, SW, UK	Yes	1/100	No	No	Yes	Barclays Global Investors				15-Jan-01
GB-p	2,571.00	-	0.56	Irish VCIC	III	A, CL, FR, G, I, IT, L, N, SW, UK	Yes	1/100	No	No	Yes	Barclays Global Investors				01-Jun-01
EUR	32.47	-	0.04	Irish VCIC	III	A, CL, FR, G, I, IT, L, N, SW, UK	Yes	1/100	No	No	Yes	Barclays Global Investors				05-Jun-02
EUR	32.66	-	3.32	Irish VCIC	III	A, CL, FR, G, I, IT, L, N, SW, UK	Yes	1/100	No	No	Yes	Barclays Global Investors				30-Sep-02
EUR	3.69	103.39	0.03	French FCP	III	FR, B, N, G	No	1/1000	Yes	No	No	AXA IM / BNP AM				25-Apr-01
EUR	35.46	-	0.00	French FCP	III	FR, B, N, G	No	1/100	Yes	No	No	AXA IM / BNP AM				07-Oct-05
EUR	28.24	142.91	0.02	Irish VCIC	III	A, FR, I, IT, L, N, SW, UK, G	Yes	1/100	No	No	Yes	Barclays Global Investors				22-Oct-01
GB-p	2,228.00	-	0.65	Irish VCIC	III	A, FR, I, IT, L, N, SW, UK, G	Yes	1/100	No	No	Yes	Barclays Global Investors				22-Oct-01
EUR	28.24	-	-	Irish VCIC	III	A, FR, I, IT, L, N, SW, UK, G	Yes	1/100	No	No	Yes	Barclays Global Investors				06-May-02
EUR	28.43	-	0.13	Irish VCIC	III	A, FR, I, IT, L, N, SW, UK, G	Yes	1/100	No	No	Yes	Barclays Global Investors				08-Apr-04
CHF	45.32	-	0.04	Irish VCIC	III	A, FR, I, IT, L, N, SW, UK, G	Yes	1/100	No	No	Yes	Barclays Global Investors				11-Jun-04
EUR	28.25	-	0.16	Irish VCIC	III	A, FR, I, IT, L, N, SW, UK, G	Yes	1/100	No	No	Yes	Barclays Global Investors				22-Feb-05
EUR	28.12	-	0.05	Irish VCIC	III	A, FR, I, IT, L, N, SW, UK, G	Yes	1/100	Yes	No	Yes	Barclays Global Investors				20-Dec-05
EUR	156.10	1,154.59	3.02	Irish VCIC	Yes	FR, G, I, IT, UK	Yes	1/10	Yes	No	No	Credit Agricole Structured AM				01-Feb-02
EUR	155.90	-	0.25	Irish VCIC	Yes	FR, G, I, IT, UK	Yes	1/10	Yes	No	No	Credit Agricole Structured AM				24-Oct-02
EUR	155.90	-	0.04	Irish VCIC	Yes	FR, G, I, IT, UK	Yes	1/10	Yes	No	No	Credit Agricole Structured AM				12-Nov-02
EUR	6.17	13.15	0.00	Slovenian open-end fund	III	O (SLO)		1/1		No	No	Medvesek Pusnik AM				21-Jun-06
EUR	58.88	73.35	0.14	Swedish Mutual Fund	III	S	No	1/100	No	No	No	XACT Fonder				

ETFs Listed in Europe



	Price Ticker		Intraday NAV		Index		Approx. No of Stocks		Annual TER		
Name	Bloomberg	Reuters	Bloomberg	Reuters	Bloomberg	Reuters	ISIN	ETF	Index	(bps)	Divs
PowerShares Dynamic Europe	PSDE LN	PSDEG.L	FABQ		QSGEUR	QSGEUR	IE00B23D9570	250	250	75	Q
Deutsche Boerse	6PSK GR	6PSK.DE	FABQ		QSGEUR	QSGEUR	IE00B23D9570	250	250	75	Q
Borsa Italiana	PEH IM	PEH.MI	FABQ		QSGEUR	QSGEUR	IE00B23D9570	250	250	75	Q
Euronext Paris	PEH FP	PEH.PA	FABQ		QSGEUR	QSGEUR	IE00B23D9570	250	250	75	Q
PowerShares FTSE RAFI Europe	PSRE LN	PSREG.L	FABJ		FREU	.FTFREU	IE00B23D8X81	479	479	75	Q
Deutsche Boerse	6PSC GR	6PSC.DE	FABJ		FREU	.FTFREU	IE00B23D8X81	479	479	75	Q
Borsa Italiana	PEF IM	PEF.MI	FABJ		FREU	.FTFREU	IE00B23D8X81	479	479	75	Q
Euronext Paris	PEF FP	PEF.PA	FABJ		FREU	.FTFREU	IE00B23D8X81	479	479	75	Q
PowerShares FTSE RAFI Europe Small-Mid	PSES LN	PSEL.L	FABK		FRSDEURS		IE00B23D8Y98	639	639	75	Q
Deutsche Boerse	6PSD GR	6PSD.DE	FABK		FRSDEURS		IE00B23D8Y98	639	639	75	Q
Lyxor ETF Wise Quantitative Strategy	WIS FP	WIS.PA	VLWIS	.VLWIS	SGIXWIL	.SGIXWIL	FR0010540690	185	185	75	R
Borsa Italiana	WISE IM	WISE.MI	VLWIS	.VLWIS	SGIXWIL	.SGIXWIL	FR0010540690	185	185	75	R
Easy ETF NMX Infrastructure Europe	ENMXE GR	ENMXE.DE	ENMXENAV				LU0315455286			50	
The Merrill Lynch Europe 1 Index											
Regional Exposure Eurozone											
SPDR Euro	SPO FP	SPO.PA	VLSPQ	.VLSPQ	SPEU	.SPEU	IE0031091642	172	172	35	A (Sep)
Borsa Italiana	SPDRO IM	SPDRO.MI	VLSPQ	.VLSPQ	SPEU	.SPEU	IE0031091642	172	172	35	A (Sep)
Virt-X	SPO VX	SPO.VX	VLSPQ	.VLSPQ	SPEU	.SPEU	IE0031091642	172	172	35	A (Sep)
XMTCH (Lux) on MSCI EMU Large Cap	XMMSX SW	XMEZ.S	NAVEUL	1480005X.CHE	MLCLEMUN	.MIEM000LOPEU	LU0154139132	138	138	53	S (Jun, Dec)
Deutsche Boerse	XMMSX GY	XMEZ.DE	NAVEUL	1480005X.CHE	MLCLEMUN	.MIEM000LOPEU	LU0154139132	138	138	53	S (Jun, Dec)
Beta1 MSCI Euro	B1EU IM	B1EU.MI	INAP	B1EUINAV.DE	MSEREURO	.MSER	IE0074344205	69	140	60	R
iShares MSCI Europe ex-UK	IEUX LN	IEUX.L	INAVEUKP	MEUKGBP=INAV	MXEUG	.MSCIEUG	IE00B14X4N27	331	436	40	Q (Mar, Jun, Sep, Dec)
Euronext Amsterdam	IEUX NA	IEUX.AS	INAVEUKE	MEUKEUR=INAV	MXEUG	.MSCIEUG	IE00B14X4N27	331	436	40	Q (Mar, Jun, Sep, Dec)
Deutsche Boerse	IQQU GY	IQQU.DE	INAVEUKE	MEUKEUR=INAV	MXEUG	.MSCIEUG	DE000A0J2094	331	436	40	Q (Mar, Jun, Sep, Dec)
Euronext Paris	IEUX FP	IEUX.PA	INAVEUKE	MEUKEUR=INAV	MXEUG	.MSCIEUG	IE00B14X4N27	331	436	40	Q (Mar, Jun, Sep, Dec)
Borsa Italiana	IEUX IM	IEUX.MI	INAVEUKE	MEUKEUR=INAV	MXEUG	.MSCIEUG	IE00B14X4N27	331	436	40	Q (Mar, Jun, Sep, Dec)
Swiss Exchange	IEUX SW	IEUX.S	INAVEUKC	MEUKCHF=INAV	MXEUG	.MSCIEUG	IE00B14X4N27	331	436	40	Q (Mar, Jun, Sep, Dec)
iShares DJ EURO STOXX (DE)	SXSEEX GY	STOXXEEX.DE	SXXENAV	STOXXENAV.DE	SXXE	.STOXXE	DE000A0D8Q07	316	316	19	A (Jun)
Borsa Italiana	SXSEEX IM	STOXXEEX.MI	SXXENAV	STOXXENAV.DE	SXXE	.STOXXE	DE000A0D8Q07	316	316	19	A (Jun)
EasyETF DJ Euro STOXX	ETX FP	ETX.PA	VLETX	.VLETX	SXXE	.STOXXE	FR0010230516	300	300	35	R
Borsa Italiana	ETX IM	ETX.MI	VLETX	.VLETX	SXXE	.STOXXE	FR0010230516	300	300	35	R
iShares DJ EURO STOXX 50 (DE)	SXSEEX GY	STOXX50EEX.DE	SXSENAV	STOXX50ENAV.DE	SXSE	.STOXX50E	DE0005933956	50	50	16.75	Q (Mar, Jun, Sep, Dec)
Euronext Paris	GXE FP	STOXX50EEX.PA	VLXGE	STOXX50ENAV.DE	SXSE	.STOXX50E	DE0005933956	50	50	16.75	Q (Mar, Jun, Sep, Dec)
Swiss Exchange	SXSEEX SW	STOXX50EEX.S	SXSENAV	STOXX50ENAV.DE	SXSE	.STOXX50E	DE0005933956	50	50	16.75	Q (Mar, Jun, Sep, Dec)
Wiener Borse	SXSEEX AV	DE0005933956.VI	SXSENAV	STOXX50ENAV.DE	SXSE	.STOXX50E	DE0005933956	50	50	16.75	Q (Mar, Jun, Sep, Dec)
iShares DJ EuroSTOXX 50	EUN2 GY	LSTXXE.DE	VLEUE	EUEEUR=INAV	SXSE	.STOXX50E	IE0008471009	50	50	15	Q
Swiss Exchange	EUNE SW	EUE.S	VLEUE	EUEEUR=INAV	SXSE	.STOXX50E	IE0008471009	50	50	15	Q
Euronext Paris	EUE FP	EUE.PA	VLEUE	EUEEUR=INAV	SXSE	.STOXX50E	IE0008471009	50	50	15	Q
Euronext Amsterdam	EUEA NA	EUE.AS	VLEUE	EUEEUR=INAV	SXSE	.STOXX50E	IE0008471009	50	50	15	Q
London Stock Exchange	EUE LN	EUE.L	VLEUE	EUEEUR=INAV	SXSE	.STOXX50E	IE0008471009	50	50	15	Q
Virt-X	EUNE VX	EUE.VX	VLEUE	EUEEUR=INAV	SXSE	.STOXX50E	IE0008471009	50	50	15	Q
Borsa Italiana	EUE IM	EUE.MI	VLEUE	EUEEUR=INAV	SXSE	.STOXX50E	IE0008471009	50	50	15	Q
Lyxor ETF DJ Euro STOXX 50	MSE FP	MSE.PA	VLMSX	.VLMSX	SXSE	.STOXX50E	FR0007054358	50	50	25	A (Oct)
Borsa Italiana	MSE IM	MSE.MI	VLMSX	.VLMSX	SXSE	.STOXX50E	FR0007054358	50	50	25	A (Oct)
Deutsche Boerse	LYSX GY	MSE.DE	VLMSX	.VLMSX	SXSE	.STOXX50E	FR0007054358	50	50	25	A (Oct)
Swiss Exchange	MSE SW	MSE.S	VLMSX	.VLMSX	SXSE	.STOXX50E	FR0007054358	50	50	25	A (Oct)
Wiener Borse	MSE AV	FR0007054358.VI	VLMSX	.VLMSX	SXSE	.STOXX50E	FR0007054358	50	50	25	A (Oct)
Bolsa de Madrid	MSE SM	MSE.C	VLMSX	.VLMSX	SXSE	.STOXX50E	FR0007054358	50	50	25	A (Oct)
ETFlab DJ EURO STOXX 50	ETFSXSE GR	ETFSXSE50E.DE	ISXSE	ISTOXX50E.DE	SXSE	.STOXX50E	DE000EFTL029	50	50	15	Q
Lyxor ETF DJ Euro Stoxx 50 Buy Write	BWE FP	BWE.PA	VLBWE	.VLBWE	SXSEBW	.SXSEBW	FR0010389205	50	50	40	R
Swiss Exchange	LYBWE SW	LYBWE.S	VLBWE	.VLBWE	SXSEBW	.SXSEBW	FR0010389205	50	50	40	R
Deutsche Boerse	LYBWE GR	LYBWE.DE	VLBWE	.VLBWE	SXSEBW	.SXSEBW	FR0010389205	50	50	40	R
Borsa Italiana	DJBW IM	DJBW.MI	VLBWE	.VLBWE	SXSEBW	.SXSEBW	FR0010389205	50	50	40	R
Lyxor ETF RAFI Eurozone	REZ FP	REZ.PA	VLREZ	.VLREZ	FREZ	.FTFREZ	FR0010400788	263	263	75	A
Deutsche Boerse	LYXREZ GR	LYXREZ.DE	VLREZ	.VLREZ	FREZ	.FTFREZ	FR0010400788	263	263	75	A
Borsa Italiana	REURO IM	REURO.MI	VLREZ	.VLREZ	FREZ	.FTFREZ	FR0010400788	263	263	75	A
Lyxor ETF FTSE RAFI Eurozone	LRZZ LN	LRZZ.L			FREZ	.FTFREZ	FR0010526665			75	S
London Stock Exchange	LRZU LN	LRZU.L			FREZ	.FTFREZ	FR0010526665			75	S
UBS-ETF DJ Euro Stoxx 50	FSEU50 SW	FSEUFI.S	FEUNAV		SXSE	.STOXX50E	LU0136234068	50	50	34	S (Jan, Jul)
Deutsche Boerse	FSEU50 GY	FSEUFI.DE	FEUNAVF	FSEUFINAV.F	SXSE	.STOXX50E	LU0136234068	50	50	34	S (Jan, Jul)
Virt-X	FSEU50 VX	FSEUFI.VX	FEUNAVV		SXSE	.STOXX50E	LU0136234068	50	50	34	S (Jan, Jul)
UBS-ETF DJ Euro Stoxx 50 I	FRE FP	FRB.PA	VLFRE		SXSE	.STOXX50E	LU0155367302	50	50	14	S (Jan, Jul)
Swiss Exchange	FRE SW	FRE.S	FRFINAV		SXSE	.STOXX50E	LU0155367302	50	50	14	S (Jan, Jul)
Deutsche Boerse	FRB GY	FRB.DE	NF81	FRBNAV.F	SXSE	.STOXX50E	LU0155367302	50	50	14	S (Jan, Jul)
SGAM ETF Flexible Dow Jones Euro Stoxx 50	FXX FP	FXX.PA	VLFXX	.VLFXX	DJES	.STOXX50E	FR0010386920	50	50	50	R
BBVA-ACCION DJ EURO STOXX 50	BBVAE SM	BBVAE.MC			SXSE	.SXSE	ES0105321030	50	50	15	S
EasyETF Euro STOXX 50	ETE FP	ETE.PA	VLETE	.VLETEF	SXSE	.STOXX50E	FR0000973588	50	50	45	R
EasyETF Euro STOXX 50 (B)	ETD FP	ETD.PA	VLETE	.VLETD	SXSE	.STOXX50E	FR0010129072	50	50	25	R
db x-trackers Euro Stoxx 50	XESX GR	XESX.DE	XESXINAV GY	XESXNAV.DE	SXSE	.STOXX50E	LU0274211217	50	50	15	A
Borsa Italiana	XESX IM	XESX.MI	XESXINAV	XESXNAV.DE	SXSE	.STOXX50E	LU0274211217	50	50	15	A
Swiss Exchange	XESX SW	XESX.S	XESXINAV	XESXINAVCHF.DE	SXSE	.STOXX50E	LU0274211217	50	50	15	A
London Stock Exchange	XESX LN	XESX.L	XESXINAV	XESXNAV.DE	SXSE	.STOXX50E	LU0274211217	50	50	15	A
iShares FTSE EuroFirst 80	IEUR LN	IEUR.L	BEIFIUR	IEUREUR=INAV	FTF80	.FTF80R	IE0004855221	80	80	40	S (Jun, Dec)
Euronext Amsterdam	IERA NA	IERA.AS	BEIFIARA	IEUREUR=INAV	FTF80	.FTF80R	IE0004855221	80	80	40	S (Jun, Dec)
Virt-X	IEUR VX	IEUR.VX	BEIFIARA	IEUREUR=INAV	FTF80	.FTF80R	IE0004855221	80	80	40	S (Jun, Dec)
Borsa Italiana	IEUR IM	IEUR.MI	BEIFIARA	IEUREUR=INAV	FTF80	.FTF80R	IE0004855221	80	80	40	S (Jun, Dec)
Swiss Exchange	IEUR SW	IEUR.S	INAVE80U	IEURCHF=INAV	FTF80	.FTF80R	IE0004855221	80	80	40	S (Jun, Dec)
Deutsche Boerse	IQO8 GY	IQO8.DE	BEIFIARA	IEUREUR=INAV	FTF80	.FTF80R	DE000A0DPM08	80	80	40	S (Jun, Dec)
Euronext Paris	IEU FP	IEU.PA	BEIFIUR	IEUREUR=INAV	FTF80	.FTF80R	IE0004855221	80	80	40	S (Jun, Dec)
Lyxor ETF FTSEurofirst 80	MFE FP	MFE.PA	VLMEF	.VLMEF	FTF80	.FTF80R	FR0007085501	80	80	35	A (Sept)
SGAM ETF FTSE Eurofirst 80 Protected	F80 FP	F80.PA	VLF80	.VLF80	FTF80	.FTF80R	FR0010303875	80	80	50	R
SGAM ETF FTSE Eurofirst 80 Protected (Mini)	F8M FP	F8M.PA	VLF8M	.VLF8M	FTF80	.FTF80R	FR0010301523	80	80	100	R
US Sector Exposure											
iShares DJ STOXX Americas 600 Real Estate (DE)	SREAEX GY	SREAEX.DE	SREANAV	SREANAV.DE	SA8730P	.SA8730P	DE000A0H0769	23	23	72	Q (Feb, May, Aug, Nov)
iShares FTSE EPRA/NAREIT US Property Yield	IUSP LN	IUSP.L	INAVUSPP	USPGBP=INAV	ENUD	.FTUNUS	IE00B1FZSF77	100	100	40	Q (Jan, Apr, July, Oct)
London Stock Exchange	IDUP LN	IDUP.L	INAVUSPU	USPUSD=INAV	ENUD	.FTUNUS	IE00B1FZSF77	100	100	40	Q (Jan, Apr, July, Oct)
Euronext Amsterdam	IUSP NA	IUSP.AS	INAVUSPE	USPEUR=INAV	ENUD	.FTUNUS	IE00B1FZSF77	100	100	40	Q (Jan, Apr, July, Oct)
Borsa Italiana	IUSP IM	IUSP.MI	INAVUSPE	USPEUR=INAV	ENUD	.FTUNUS	IE00B1FZSF77	100	100	40	Q (Jan, Apr, July, Oct)



Currency	Local Price ¹	AUM (USD MM) ¹	Avg Daily Volume (USD MM) ²	Fund Structure	UCITS	Reg's	UK Dist	Init. Index	PEA	Status ³	Ratio	Eligible	Options	Futures	Manager	Launch Date
GB-p	711.75	4.23		Irish VCIC	III	FR, G, UK, IT	Yes						No	No	PowerShares	21-Nov-07
EUR	9.00	-	0.00	Irish VCIC	III	FR, G, UK, IT							No	No	PowerShares	19-Nov-07
EUR	8.96	-		Irish VCIC	III	FR, G, UK, IT							No	No	PowerShares	23-Jan-08
EUR	8.81	-		Irish VCIC	III	FR, G, UK, IT							No	No	PowerShares	10-Mar-08
GB-p	695.00	5.51		Irish VCIC	III	FR, G, UK, IT	Yes						No	No	PowerShares	21-Nov-07
EUR	8.80	-		Irish VCIC	III	FR, G, UK, IT							No	No	PowerShares	19-Nov-07
EUR	8.84	-	0.00	Irish VCIC	III	FR, G, UK, IT							No	No	PowerShares	26-Nov-07
EUR	-	-		Irish VCIC	III	FR, G, UK, IT							No	No	PowerShares	13-Feb-08
GB-p	773.75	4.60	0.00	Irish VCIC	III	G, UK	Yes						No	No	PowerShares	03-Dec-07
EUR	9.70	-		Irish VCIC	III	G, UK							No	No	PowerShares	03-Dec-07
EUR	9.25	23.05	0.01	French FCP	III	FR, IT	No						No	No	Lyxor Asset Management	12-Dec-07
EUR	9.27	-	0.09	French FCP	III	FR, IT	No						No	No	Lyxor Asset Management	06-Mar-08
EUR	27.64	15.37	0.00	Luxembourg FCP	III	G	No						No	No	AXA IM / BNP AM	27-Mar-08
															Merrill Lynch	Planned
EUR	179.13	348.66	1.32	Irish VCIC	Yes	FR, G, I, IT, UK	Yes	1/10	Yes				No	No	Credit Agricole Structured AM	01-Feb-02
EUR	177.55	-	0.11	Irish VCIC	Yes	FR, G, I, IT, UK	Yes	1/10	Yes	No			No	No	Credit Agricole Structured AM	24-Oct-02
EUR	178.88	-		Irish VCIC	Yes	FR, G, I, IT, UK	Yes	1/10	Yes	No			No	No	Credit Agricole Structured AM	12-Nov-02
EUR	118.47	1,362.17	3.07	Luxembourg FCP	III	L, SW, G	No	1/10	No	No			No	No	Credit Suisse Asset Management	24-Oct-02
EUR	117.69	-	0.46	Luxembourg FCP	III	L, SW, G	No	1/10	No	No			No	No	Credit Suisse Asset Management	11-Sep-03
EUR	125.86	88.19	0.07	Irish VCIC	Yes	IT	No	1/10	No	No			No	No	Beta 1 ETFund	11-Dec-02
GB-p	2,131.00	431.10	1.23	Irish VCIC	III	A, CL, FR, I, IT, L, N, SW, UK, G	Yes		No	No			No	No	Barclays Global Investors	06-Jun-06
EUR	26.90	-	0.15	Irish VCIC	III	A, CL, FR, I, IT, L, N, SW, UK, G	Yes		No	No			No	No	Barclays Global Investors	11-Jul-06
EUR	26.81	-	0.54	Irish VCIC	III	A, CL, FR, I, IT, L, N, SW, UK, G	Yes		No	No			No	No	Barclays Global Investors	05-Sep-06
EUR	26.78	-	0.96	Irish VCIC	III	A, CL, FR, I, IT, L, N, SW, UK, G	Yes		No	No			No	No	Barclays Global Investors	10-Oct-06
EUR	26.74	-	0.33	Irish VCIC	III	A, CL, FR, I, IT, L, N, SW, UK, G	Yes		No	No			No	No	Barclays Global Investors	25-Sep-06
CHF	43.33	-	0.17	Irish VCIC	III	A, CL, FR, I, IT, L, N, SW, UK, G	Yes		No	No			No	No	Barclays Global Investors	27-Sep-06
EUR	37.13	544.00	0.49	German Index Fund	III	A, G, IT, MX	No	1/10	No	No			No	No	Barclays Global Investors	12-May-05
EUR	37.60	-	0.19	German Index Fund	III	A, G, IT, MX	No	1/10	No	No			No	No	Barclays Global Investors	26-Feb-08
EUR	390.31	175.04	0.48	French FCP	III	FR, IT	No	1/1	Yes	No			No	No	AXA IM / BNP AM	14-Oct-05
EUR	384.20	-	0.03	French FCP	III	FR, IT	No	1/1	No	No			No	No	AXA IM / BNP AM	07-Aug-06
EUR	38.87	6,176.83	61.21	German Index Fund	III	A, FR, G, L, LI, MX, SW	No	1/100	No	Yes	Yes		Yes	Yes	Barclays Global Investors	03-Jan-01
EUR	38.86	-	16.10	German Index Fund	III	A, FR, G, L, LI, MX, SW	No	1/100	Yes	Yes	Yes		Yes	Yes	Barclays Global Investors	26-Sep-01
EUR	38.56	-	1.10	German Index Fund	III	A, FR, G, L, LI, MX, SW	No	1/100	No	Yes	Yes		Yes	Yes	Barclays Global Investors	10-Sep-03
EUR	39.20	-	0.13	German Index Fund	III	A, FR, G, L, LI, MX, SW	No	1/100	No	Yes	Yes		Yes	Yes	Barclays Global Investors	21-Nov-05
EUR	38.70	6,237.08	32.58	Irish VCIC	III	A, CL, FR, G, I, IT, L, MX, N, SW, UK	Yes	1/100	No	Yes	Yes		Yes	Yes	Barclays Global Investors	11-Apr-00
CHF	61.54	-	3.33	Irish VCIC	III	A, CL, FR, G, I, IT, L, MX, N, SW, UK	Yes	1/100	No	Yes	Yes		Yes	Yes	Barclays Global Investors	18-Sep-01
EUR	38.71	-	18.37	Irish VCIC	III	A, CL, FR, G, I, IT, L, MX, N, SW, UK	Yes	1/100	Yes	Yes	Yes		Yes	Yes	Barclays Global Investors	15-Jan-01
EUR	38.71	-	13.64	Irish VCIC	III	A, CL, FR, G, I, IT, L, MX, N, SW, UK	Yes	1/100	No	Yes	Yes		Yes	Yes	Barclays Global Investors	15-Jan-01
GB-p	3,048.00	-	2.23	Irish VCIC	III	A, CL, FR, G, I, IT, L, MX, N, SW, UK	Yes	1/100	No	Yes	Yes		Yes	Yes	Barclays Global Investors	01-Jun-01
EUR	38.47	-	2.61	Irish VCIC	III	A, CL, FR, G, I, IT, L, MX, N, SW, UK	Yes	1/100	No	Yes	Yes		Yes	Yes	Barclays Global Investors	06-May-02
EUR	38.72	-	10.24	Irish VCIC	III	A, CL, FR, G, I, IT, L, MX, N, SW, UK	Yes	1/100	No	Yes	Yes		Yes	Yes	Barclays Global Investors	30-Sep-02
EUR	38.90	8,022.17	48.13	French FCP	III	A, FR, IT, G, SW, SP	No	1/100	Yes	Yes	No		No	No	Lyxor Asset Management	21-Mar-01
EUR	38.85	-	17.55	French FCP	III	A, FR, IT, G, SW, SP	No	1/100	Yes	Yes	No		No	No	Lyxor Asset Management	30-Sep-02
EUR	38.85	-	23.07	French FCP	III	A, FR, IT, G, SW, SP	No	1/100	Yes	Yes	No		No	No	Lyxor Asset Management	29-Nov-02
EUR	38.51	-	0.89	French FCP	III	A, FR, IT, G, SW, SP	No	1/100	Yes	Yes	No		No	No	Lyxor Asset Management	15-Sep-04
EUR	38.90	-	0.30	French FCP	III	A, FR, IT, G, SW, SP	No	1/100	Yes	Yes	No		No	No	Lyxor Asset Management	21-Nov-05
EUR	38.92	-	1.06	French FCP	III	A, FR, IT, G, SW, SP	No	1/100	Yes	Yes	No		No	No	Lyxor Asset Management	22-Nov-06
EUR	38.72	417.23	0.02	German \$63 InvG	III	G	No	1/100	No	No			No	No	ETFlab Investment	31-Mar-08
EUR	13.98	99.38	0.10	French FCP	III	FR, G, IT, SW	No	1/10		No			No	No	Lyxor Asset Management	09-Jan-07
EUR	13.88	-	0.00	French FCP	III	FR, G, IT, SW	No	1/10		No			No	No	Lyxor Asset Management	22-Mar-07
EUR	13.95	-	0.01	French FCP	III	FR, G, IT, SW	No	1/10		No			No	No	Lyxor Asset Management	09-May-07
EUR	13.88	-	0.05	French FCP	III	FR, G, IT, SW	No	1/10		No			No	No	Lyxor Asset Management	08-May-07
EUR	58.89	17.24	0.06	French FCP	III	FR, G, IT	No	1/100	Yes	No			No	No	Lyxor Asset Management	15-Feb-07
EUR	58.57	-	0.00	French FCP	III	FR, G, IT	No	1/100	Yes	No			No	No	Lyxor Asset Management	24-May-07
EUR	58.23	-	0.01	French FCP	III	FR, G, IT	No	1/100		No			No	No	Lyxor Asset Management	04-Sep-07
GB-p	462.75	41.30		French FCP	III	UK	Yes	1/100		No			No	No	Lyxor Asset Management	14-Jan-08
USD	9.01	-		French FCP	III	UK	Yes	1/100		No			No	No	Lyxor Asset Management	14-Jan-08
EUR	38.32	401.51	1.90	Luxembourg SICAV	Yes	G, L, SW, UK	Yes	1/100		No			No	Yes	UBS Global Asset Management	13-Nov-01
EUR	38.27	-	3.56	Luxembourg SICAV	Yes	G, L, SW, UK	Yes	1/100		No			No	Yes	UBS Global Asset Management	19-Mar-02
CHF	62.09	-	0.14	Luxembourg SICAV	Yes	G, L, SW, UK	Yes	1/100		No			No	Yes	UBS Global Asset Management	06-May-02
EUR	38,504.00	-	0.06	Luxembourg SICAV	Yes	G, L, SW, UK	Yes	10		No			No	No	UBS Global Asset Management	29-Jan-03
EUR	38,740.00	-	0.60	Luxembourg SICAV	Yes	G, L, SW, UK	Yes	10		No			No	No	UBS Global Asset Management	07-May-04
EUR	39,080.00	-		Luxembourg SICAV	Yes	G, L, SW, UK	Yes	10		No			No	No	UBS Global Asset Management	23-Jul-04
EUR	39.87	173.83	0.03	French FCP	III	FR	No	1/100	Yes	No			No	No	SG Asset Management	06-Nov-06
EUR	38.63	268.88	1.41	Spanish	III	SP, MX	No	1/100		No			No	No	BBVA Asset Management	06-Nov-06
EUR	4.29	743.38	0.52	French FCP	III	FR, B, N, G	No	1/1000	Yes	No			No	No	AXA IM / BNP AM	25-Apr-01
EUR	41.53	-	0.96	French FCP	III	FR, B, N, G	No	1/100	Yes	No			No	No	AXA IM / BNP AM	07-Oct-05
EUR	39.00	1,821.86	0.51	Luxembourg Part 1 SICAV	III	A, F, FR, G, IT, L, N, S, SP, SW, UK	No	1/100		No			No	No	DB X-Trackers	17-Jan-07
EUR	38.43	-	1.20	Luxembourg Part 1 SICAV	III	A, F, FR, G, IT, L, N, S, SP, SW, UK	No	1/100		No			No	No	DB X-Trackers	15-Feb-07
CHF	62.72	-	0.06	Luxembourg Part 1 SICAV	III	A, F, FR, G, IT, L, N, S, SP, SW, UK	No	1/100		No			No	No	DB X-Trackers	15-May-07
GB-p	3,071.63	-	0.25	Luxembourg Part 1 SICAV	III	A, F, FR, G, IT, L, N, S, SP, SW, UK	No	1/100		No			No	No	DB X-Trackers	11-Feb-08
GB-p	955.00	210.09	1.17	Irish VCIC	III	A, FR, I, IT, L, N, SW, UK, G	Yes	1/100	No	No			No	Yes	Barclays Global Investors	18-Dec-00
EUR	12.12	-	0.48	Irish VCIC	III	A, FR, I, IT, L, N, SW, UK, G	Yes	1/100	No	No			No	Yes	Barclays Global Investors	18-Dec-00
EUR	12.05	-	0.07	Irish VCIC	III	A, FR, I, IT, L, N, SW, UK, G	Yes	1/100	No	No			No	Yes	Barclays Global Investors	06-May-02
EUR	11.99	-	0.14	Irish VCIC	III	A, FR, I, IT, L, N, SW, UK, G	Yes	1/100	No	No			No	Yes	Barclays Global Investors	08-Apr-04
CHF	19.42	-	0.08	Irish VCIC	III	A, FR, I, IT, L, N, SW, UK, G	Yes	1/100	No	No			No	Yes	Barclays Global Investors	11-Jun-04
EUR	12.13	-	0.19	Irish VCIC	III	A, FR, I, IT, L, N, SW, UK, G	Yes	1/100	No	No			No	Yes	Barclays Global Investors	22-Feb-05
EUR	12.12	-	0.27	Irish VCIC	III	A, FR, I, IT, L, N, SW, UK, G	Yes	1/100	Yes	No			No	Yes	Barclays Global Investors	20-Dec-05
EUR	49.93	76.89	1.13	French FCP	III	FR	No	1/100	Yes	No			No	No	Lyxor Asset Management	25-Sep-03
EUR	4,984.88	15.52	0.01	French FCP	III	FR	No	1/1	Yes	No			No	No	SG Asset Management	20-Mar-06
EUR	49.49	15.41	0.00	French FCP	III	FR	No	1/100	Yes	No			No	No	SG Asset Management	20-Mar-06
EUR	12.61	5.40	0.16	German Index Fund	III	A, G	No	1/10	No	No			No	No	Barclays Global Investors	26-Sep-06
GB-p	1,188.53	66.00	0.08	Irish VCIC	III	FR, I, IT, L, N, SW, UK, G	Yes		No	No			No	No	Barclays Global Investors	06-Nov-06
USD	23.15	-	0.21	Irish VCIC	III	FR, I, IT, L, N, SW, UK, G	Yes		No	No			No	No	Barclays Global Investors	13-Nov-06
EUR	15.29	-	0.02	Irish VCIC	III	FR, I, IT, L, N, SW, UK, G	Yes		No	No			No	No	Barclays Global Investors	22-Jan-07
EUR	15.05	-	0.03	Irish VCIC	III	FR, I, IT, L, N, SW, UK, G	Yes		No	No			No	No	Barclays Global Investors	20-Mar-07

ETFs Listed in Europe



	Price Ticker		Intraday NAV		Index			Approx. No of Stocks		Annual TER	
Name	Bloomberg	Reuters	Bloomberg	Reuters	Bloomberg	Reuters	ISIN	ETF	Index	(bps)	Divs
Deutsche Boerse	IQQ7 GR	IQQ7.DE	INAVUSPE	USPEUR=INAV	ENUD	FTUNUS	DE000A0LGQK7	100	100	40	Q (Jan, Apr, July, Oct)
Swiss Exchange	IUSP SW	IUSP.S	INAVUSPU	USPUSD=INAV	ENUD	FTUNUS	IE00B1FZSF77	100	100	40	Q (Jan, Apr, July, Oct)
Euronext Paris	IUS FP	IUS.PA	INAVUSPE	USPEUR=INAV	ENUD	FTUNUS	IE00B1FZSF77	100	100	40	Q (Jan, Apr, July, Oct)
Country Exposure United States											
iShares S&P 500	IUSA LN	IUSA.L	BEIFIUSA	IUSAEUR=INAV	SPX	.SPX	IE0031442068	500	500	40	Q
Virt-X	IUSA VX	IUSA.VX	INAVUSAE	IUSAUSD=INAV	SPX	.SPX	IE0031442068	500	500	40	Q
Borsa Italiana	IUSA IM	IUSA.MI	INAVUSAE	IUSAUSD=INAV	SPX	.SPX	IE0031442068	500	500	40	Q
Deutsche Boerse	IUSA GY	IUSAz.DE	BEIFIUSA	IUSAEUR=INAV	SPX	.SPX	DE0002643889	500	500	40	Q
Swiss Exchange	IUSA SW	IUSA.S	INAVUSA	IUSAEUR=INAV	SPX	.SPX	IE0031442068	500	500	40	Q
Euronext Amsterdam	IUSA NA	IUSA.AS	INAVUSAE	IUSAUSD=INAV	SPX	.SPX	IE0031442068	500	500	40	Q
Euronext Paris	ISP FP	IUSA.PA	INAVUSAE	IUSAUSD=INAV	SPX	.SPX	IE0031442068	500	500	40	Q
London Stock Exchange	IDUS LN	IDUS.L	INAVUSA	INAVUSA	SPX	.SPX	IE0031442068	500	500	40	Q
db x-trackers S&P 500 SHARIAH	XSHU GY										
Lyxor ETF Dow Jones Industrial Average	DJE FP	DJE.PA	VLDJE	.VLDJE	INDU	.DJI	FR0007056841	30	30	50	A (Sept)
Borsa Italiana	DJE IM	DJE.MI	VLDJE	.VLDJE	INDU	.DJI	FR0007056841	30	30	50	A (Sept)
Swiss Exchange	DJE SW	DJE.S	VLDJE	.VLDJE	INDU	.DJI	FR0007056841	30	30	50	A (Sept)
Wiener Borse	DJE AV	FR0007056841.VI	VLDJE	.VLDJE	INDU	.DJI	FR0007056841	30	30	50	A (Sept)
Deutsche Boerse	DJAM GY	DJE.DE	VLDJE	.VLDJE	INDU	.DJI	FR0007056841	30	30	50	A (Sept)
Bolsa de Madrid	DJE SM	DJE.MC	VLDJE	.VLDJE	INDU	.DJI	FR0007056841	30	30	50	A (Sept)
Lyxor ETF Dow Jones Industrial Average	LIND LN	LIND.L	VLDJE	.VLDJE	INDU	.DJI	FR0010551622	30	30	50	A (Sept)
London Stock Exchange	LINU LN	LINU.L	VLDJE	.VLDJE	INDU	.DJI	FR0010551622	30	30	50	A (Sept)
UBS-ETF DJ Industrial Average	FDUSIA SW	FDUSIA.S	FDJNAV	FDUSIANAV.F	MSDLUS		LU0136234654	30	30	30	S (Jan, Jul)
Deutsche Boerse	FDUSIA GY	FDUSIA.DE	FDJNAV.F		MSDLUS		LU0136234654	30	30	30	S (Jan, Jul)
Virt-X	FDUSIA VX	FDUSIA.VX	FDJNAV.V		MSDLUS		LU0136234654	30	30	30	S (Jan, Jul)
iShares Dow Jones Industrial Average (DE)	INDUEX GY	DJIEX.DE	INDUNAV	DJINAV.DE	INDU	.DJI	DE0006289390	30	30	52	A (Jun)
Lyxor ETF MSCI USA	USA FP	USA.PA	VLUSA	.VLUSA	MXUS	.MSCIUS	FR0010296061	566	566	35	A
Deutsche Boerse	LYXUSA GR	LYXUSA.DE	VLUSA	.VLUSA	MXUS	.MSCIUS	FR0010296061	566	566	35	A
Borsa Italiana	LUSA IM	LUSA.MI	VLUSA	.VLUSA	MXUS	.MSCIUS	FR0010296061	566	566	35	A
Swiss Exchange	LYUSA SW	LYUSA.S	LYUSA	.LYUSA	MXUS	.MSCIUS	FR0010372193	566	566	35	A
London Stock Exchange	LMUU LN	LMUU.L	LYUSA	.LYUSA	MXUS	.MSCIUS	FR0010551630	566	566	35	A
Lyxor ETF MSCI USA	LMUS LN	LMUS.L	LYUSA	.LYUSA	MXUS	.MSCIUS	FR0010551630	566	566	35	A
db x-trackers MSCI USA TRN	XMUS GR	XMUS.DE	XMUSINAV GY	XMUSNAV.DE	NDDLUS	.MSNRUS=U	LU0274210672	10	10	30	R
Borsa Italiana	XMUS IM	XMUS.MI	XMUSINAV	XMUSNAV.DE	NDDLUS	.MSNRUS=U	LU0274210672	10	10	30	R
Swiss Exchange	XMUS SW	XMUS.S	XMUSINAV	XMUSINAVCHF.DE	NDDLUS	.MSNRUS=U	LU0274210672	10	10	30	R
London Stock Exchange	XMUD LN	XMUD.L	XMUSINVG	XMUSINAVGBP.DE	NDDLUS	.MSNRUS=U	LU0274210672	10	10	30	R
London Stock Exchange	XMUS LN	XMUS.L	XMUSINVG	XMUSINAVUSD.DE	NDDLUS	.MSNRUS=U	LU0274210672	10	10	30	R
Euronext Paris	XMUS FP	XMUS.PA	XMUSINVG	XMUSINAVUSD.DE	NDDLUS	.MSNRUS=U	LU0274210672	10	10	30	R
iShares MSCI USA Islamic	ISUS LN	ISUS.L	INAVIUSG	ISUSGBP=IN	MIUS	.MSUS00000PUS	IE00B296QM64	276	276	50	S
London Stock Exchange	ISDU LN	ISDU.L	INAVIUSU	ISUSUSD=IN	MIUS	.MSUS00000PUS	IE00B296QM64	276	276	50	S
Euronext Amsterdam	ISUS NA	ISUS.AS	INAVIUSE	ISUSEUR=IN	MIUS	.MSUS00000PUS	IE00B296QM64	276	276	50	S
Euronext Paris	IUSF GR	IUSF.DE			MIUS	.MSUS00000PUS	DE000A0NA0N1	276	276	50	S
Lyxor ETF FTSE RAFI US 1000	RUA FP	RUA.PA	VLRLA	.VLRLA	FR10	.FTFR10	FR0010400804	983	983	75	A
Deutsche Boerse	LYXRUA GR	LYXRUA.DE	VLRLA	.VLRLA	FR10	.FTFR10	FR0010400804	983	983	75	A
Borsa Italiana	RUSA IM	RUSA.MI	VLRLA	.VLRLA	FR10	.FTFR10	FR0010400804	983	983	75	A
Lyxor ETF FTSE RAFI US 1000	LRAM LN	LRJP.L			FR10	.FTFR10	FR0010526681	983	983	75	A
London Stock Exchange	LRAU LN	LRJU.L			FR10	.FTFR10	FR0010526681	983	983	75	A
Lyxor ETF NASDAQ 100	UST FP	UST.PA	VLUST	.VLUST	NDX	.NDX	FR0007063177	83	83	30	R
Borsa Italiana	UST IM	UST.MI	VLUST	.VLUST	NDX	.NDX	FR0007063177	83	83	30	R
Deutsche Boerse	LYMS GY	USTE.DE	VLUST	.VLUST	NDX	.NDX	FR0007063177	83	83	30	R
Bolsa de Madrid	UST SM	UST.MC	VLUST	.VLUST	NDX	.NDX	FR0007063177	83	83	30	R
Lyxor ETF NASDAQ 100	LNSQ LN	LNSQ.L	VLUST	.VLUST	NDX	.NDX	FR0010551663	83	83	30	R
London Stock Exchange	LNSU LN	LNSU.L	VLUST	.VLUST	NDX	.NDX	FR0010551663	83	83	30	R
iShares NASDAQ-100® (DE)	NDXEX GY	NDXEX.DE	NDXNAV	NDXENAV.DE	NDX	.NDX	DE000A0F5UF5	100	100	31.75	A (Jun)
Euronext Paris	GX1 FP	GX1.PA			NDX	.NDX	DE000A0F5UF5	100	100	31.75	A (Jun)
PowerShares EQQQ	EQQQ IM	EQQQ.MI	EQUIPV	.EQUIPV	NDX	.NDX	IE0032077012	100	100	20	Q
Swiss Exchange	EQQQ SW	EQQQ.S	EQUIPV	.EQUIPV	NDX	.NDX	IE0032077012	100	100	20	Q
Deutsche Boerse	NAET GY	EQQQ.DE	EQUIPV	.EQUIPV	NDX	.NDX	IE0032077012	100	100	20	Q
Virt-X	EQQQ VX	EQQQ.VX	EQUIPV	.EQUIPV	NDX	.NDX	IE0032077012	100	100	20	Q
London Stock Exchange	EQQQ LN	EQQQ.L	EQUIPV	.EQUIPV	NDX	.NDX	IE0032077012	100	100	20	Q
Diamonds	DIA NA	DIA.AS	VLDIA	.VLDIA	INDU	.DJI	US2527871063	30	30	17	M
SPA ETF MarketGrader 40	SMFT LN	SMFT.L	SPFTYV		MGFTY	.SFVTC	IE00B1X4RN73	40	40	85*	A
London Stock Exchange	SPFT LN	SPFT.L	SPFTYV		MGFTY	.SFVTC	IE00B1X4RN73	40	40	85*	A
Borsa Italiana	SPMGFT IM	SPMGFT.MI	SPFTYV		MGFTY	.SFVTC	IE00B1X4RN73	40	40	85*	A
SPA ETF MarketGrader 100	SM1H LN	SM1H.L	SPONEIV		MGONE	.MGONE	IE00B1X6MY99	100	100	85*	A
London Stock Exchange	SP1H LN	SP1H.L	SPONEIV		MGONE	.MGONE	IE00B1X6MY99	100	100	85*	A
Borsa Italiana	SPMG1H IM	SPMG1H.MI	SPONEIV		MGONE	.MGONE	IE00B1X6MY99	100	100	85*	A
SPA ETF MarketGrader 200	SM2H LN	SM2H.L	SPTWOIV		MGTWO	.MGTWO	IE00B1X6PB77	200	200	85*	A
London Stock Exchange	SP2H LN	SP2H.L	SPTWOIV		MGTWO	.MGTWO	IE00B1X6PB77	200	200	85*	A
Borsa Italiana	SPMG2H IM	SPMG2H.MI	SPTWOIV		MGTWO	.MGTWO	IE00B1X6PB77	200	200	85*	A
SPA ETF MarketGrader Large Cap	SMCL LN	SMCL.L	SPLRGIV		MGLRG		IE00B1X6PT51	100	100	85*	A
London Stock Exchange	SPLC LN	SPLC.L	SPLRGIV		MGLRG		IE00B1X6PT51	100	100	85*	A
Borsa Italiana	SPMGLC IM	SPMGLC.MI	SPLRGIV		MGLRG		IE00B1X6PT51	100	100	85*	A
SPA ETF MarketGrader Mid Cap	SMMC LN	SMMC.L	SPMIDIV		MGMID		IE00B1X6PV73	100	100	85*	A
London Stock Exchange	SPMC LN	SPMC.L	SPMIDIV		MGMID		IE00B1X6PV73	100	100	85*	A
Borsa Italiana	SPMGMC IM	SPMGMC.MI	SPMIDIV		MGMID		IE00B1X6PV73	100	100	85*	A
SPA ETF MarketGrader Small Cap	SMSC LN	SPSC.L	SPSMLIV		MGSML	.MGSML	IE00B1X6R117	100	100	85*	A
London Stock Exchange	SPSC LN	SPSC.L	SPSMLIV		MGSML	.MGSML	IE00B1X6R117	100	100	85*	A
Borsa Italiana	SPMGSC IM	SPMGSC.MI	SPSMLIV		MGSML	.MGSML	IE00B1X6R117	100	100	85*	A
PowerShares FTSE RAFI US 1000	PSRF LN	PSRFG.L	FABH		FR10	.FTFR10	IE00B23D8S39	1000	1000	75	Q
Deutsche Boerse	6PSA GR	6PSA.DE	FABH		FR10	.FTFR10	IE00B23D8S39	1000	1000	75	Q
Borsa Italiana	PFT IM	PFT.MI	FABH		FR10	.FTFR10	IE00B23D8S39	1000	1000	75	Q
Euronext Paris	PFT FP	PFT.PA	FABH		FR10	.FTFR10	IE00B23D8S39	1000	1000	75	Q
PowerShares Dynamic US Market	PSWC LN	PSWCG.L	FABN		DYI	.DYI	IE00B23D9240	100	100	75	Q
Deutsche Boerse	6PSH GR	6PSH.DE	FABN		DYI	.DYI	IE00B23D9240	100	100	75	Q
Borsa Italiana	PWC IM	PWC.MI	FABN		DYI	.DYI	IE00B23D9240	100	100	75	Q
International / Emerging Markets											
Global											
iShares MSCI Emerging Markets	IEEM LN	IEEM.L	INAVEMKP	MEMKGBP=INAV	MXEF	.MSCIEF	IE00B0M63177	357	853	75	Q
Euronext Amsterdam	IEEM NA	IEEM.AS	INAVEMKE	MEMKEUR=INAV	MXEF	.MSCIEF	IE00B0M63177	357	853	75	Q
Deutsche Boerse	IQOE GY	IQOE.DE	INAVEMKE	MEMKEUR=INAV	MXEF	.MSCIEF	DE000A0HGZT7	357	853	75	Q



Currency	Local Price ¹	AUM (USD MM) ¹	Avg Daily Volume (USD MM) ²	Fund Structure	UCITS	Reg's	UK Dist	Init. Index	PEA	Options	Futures	Manager	Launch Date
EUR	15.05	-	0.01	Irish VCIC	III	FR, I, IT, L, N, SW, UK, G	Yes		No	No	No	Barclays Global Investors	15-Mar-07
USD	23.25	-	0.00	Irish VCIC	III	FR, I, IT, L, N, SW, UK, G	Yes		No	No	No	Barclays Global Investors	16-Apr-07
EUR	15.00	-	0.00	Irish VCIC	III	FR, I, IT, L, N, SW, UK, G	Yes		No	No	No	Barclays Global Investors	16-May-07
GB-p	715.50	4,037.28	11.35	Irish VCIC	III	A, CL, FR, G, I, IT, L, N, SW, UK	Yes	1/100	No	No	Yes	Barclays Global Investors	19-Mar-02
USD	13.91	-	0.67	Irish VCIC	III	A, CL, FR, G, I, IT, L, N, SW, UK	Yes	1/100	No	No	Yes	Barclays Global Investors	06-May-02
EUR	9.06	-	8.49	Irish VCIC	III	A, FR, G, I, IT, L, N, SW, UK	Yes	1/100	No	No	Yes	Barclays Global Investors	28-Feb-03
EUR	9.05	-	9.73	Irish VCIC	III	A, FR, G, I, IT, L, N, SW, UK	Yes	1/100	No	No	Yes	Barclays Global Investors	25-Apr-03
USD	13.91	-	2.82	Irish VCIC	III	A, FR, G, I, IT, L, N, SW, UK	Yes	1/100	No	No	Yes	Barclays Global Investors	11-Jun-04
EUR	9.05	-	0.45	Irish VCIC	III	A, FR, G, I, IT, L, N, SW, UK	Yes	1/100	No	No	Yes	Barclays Global Investors	02-Jul-04
EUR	9.05	-	0.64	Irish VCIC	III	A, FR, G, I, IT, L, N, SW, UK	Yes	1/100	No	No	Yes	Barclays Global Investors	20-Dec-05
USD	13.95	-	0.14	Irish VCIC	III	A, FR, G, I, IT, L, N, SW, UK	Yes	1/100	No	No	Yes	Barclays Global Investors	07-Sep-06
EUR	83.97	724.24	0.82	French FCP	III	A, FR, G, IT, SP, SW	No	1/100	Yes	No	No	DB X-Trackers	Planned
EUR	83.96	-	0.35	French FCP	III	A, FR, G, IT, SP, SW	No	1/100	Yes	No	No	Lyxor Asset Management	17-May-01
EUR	83.62	-	0.01	French FCP	III	A, FR, G, IT, SP, SW	No	1/100	Yes	No	No	Lyxor Asset Management	22-Nov-02
EUR	85.15	-	0.23	French FCP	III	A, FR, G, IT, SP, SW	No	1/100	Yes	No	No	Lyxor Asset Management	15-Sep-04
EUR	84.04	-	0.24	French FCP	III	A, FR, G, IT, SP, SW	No	1/100	Yes	No	No	Lyxor Asset Management	21-Nov-05
EUR	83.50	-	0.04	French FCP	III	A, FR, G, IT, SP, SW	No	1/100	Yes	No	No	Lyxor Asset Management	29-Nov-07
GB-p	656.25	41.65	0.04	French FCP	III	UK	Yes	1/100	Yes	No	No	Lyxor Asset Management	12-Jul-02
USD	12.78	-	0.05	French FCP	III	UK	Yes	1/100	Yes	No	No	Lyxor Asset Management	13-Mar-08
CHF	138.40	294.68	0.45	Luxembourg SICAV	Yes	G, L, SW, UK	Yes	1/100	No	No	No	UBS Global Asset Management	13-Nov-01
EUR	86.04	-	0.47	Luxembourg SICAV	Yes	G, L, SW, UK	Yes	1/100	No	No	No	UBS Global Asset Management	19-Mar-02
USD	131.95	-	0.29	Luxembourg SICAV	Yes	G, L, SW, UK	Yes	1/100	No	No	No	UBS Global Asset Management	06-May-02
EUR	83.64	177.26	0.68	German Index Fund	No	G	No	1/100	No	No	No	Barclays Global Investors	24-Sep-01
EUR	86.34	415.07	0.60	French FCP	III	A, FR, G, IT, SW	No	1/10	Yes	No	No	Lyxor Asset Management	30-Mar-06
EUR	86.93	-	0.01	French FCP	III	A, FR, G, IT, SW	No	1/10	Yes	No	No	Lyxor Asset Management	30-Aug-06
EUR	87.00	-	0.62	French FCP	III	A, FR, G, IT, SW	No	1/10	Yes	No	No	Lyxor Asset Management	14-Sep-06
USD	133.56	-	0.14	French FCP	III	FR, G, IT, SW	No	1/10	Yes	No	No	Lyxor Asset Management	17-Jan-07
USD	13.22	-	0.02	French FCP	III	UK	Yes	1/10	Yes	No	No	Lyxor Asset Management	13-Mar-08
GB-p	678.75	41.73	0.02	French FCP	III	UK	Yes	1/10	Yes	No	No	Lyxor Asset Management	13-Mar-08
EUR	20.50	763.56	0.16	Luxembourg Part 1 SICAV	III	A, F, FR, G, IT, L, N, S, SP, SW, UK	No	1/100	No	No	No	DB X-Trackers	17-Jan-07
EUR	20.43	-	2.40	Luxembourg Part 1 SICAV	III	A, F, FR, G, IT, L, N, S, SP, SW, UK	No	1/100	No	No	No	DB X-Trackers	15-Feb-07
USD	31.38	-	0.15	Luxembourg Part 1 SICAV	III	A, F, FR, G, IT, L, N, S, SP, SW, UK	No	1/100	No	No	No	DB X-Trackers	15-May-07
USD	31.47	-	0.50	Luxembourg Part 1 SICAV	III	A, F, FR, G, IT, L, N, S, SP, SW, UK	No	1/100	No	No	No	DB X-Trackers	07-Sep-07
GB-p	1,614.50	-	0.09	Luxembourg Part 1 SICAV	III	A, F, FR, G, IT, L, N, S, SP, SW, UK	No	1/100	No	No	No	DB X-Trackers	07-Sep-07
EUR	-	-	-	Luxembourg Part 1 SICAV	III	A, F, FR, G, IT, L, N, S, SP, SW, UK	No	1/100	No	No	No	DB X-Trackers	10-Mar-08
GB-p	1,291.49	30.74	0.02	Irish VCIC	III	G, N, UK	Yes		No	No	No	Barclays Global Investors	10-Dec-07
USD	25.15	-	0.07	Irish VCIC	III	G, N, UK	Yes		No	No	No	Barclays Global Investors	10-Dec-07
EUR	16.46	-	0.00	Irish VCIC	III	G, N, UK			No	No	No	Barclays Global Investors	15-Feb-08
EUR	16.40	-	-	Irish VCIC	III	G, N, UK			No	No	No	Barclays Global Investors	25-Mar-08
EUR	37.24	32.42	0.02	French FCP	III	FR, G, IT	No	1/100	Yes	No	No	Lyxor Asset Management	14-Feb-07
EUR	36.77	-	0.00	French FCP	III	FR, G, IT	No	1/100	Yes	No	No	Lyxor Asset Management	24-May-07
EUR	36.34	-	0.07	French FCP	III	FR, G, IT	No	1/100	No	No	No	Lyxor Asset Management	04-Sep-07
GB-p	288.50	40.05	0.02	French FCP	III	UK	Yes	1/100	No	No	No	Lyxor Asset Management	14-Jan-08
USD	5.62	-	0.04	French FCP	III	UK	Yes	1/100	No	No	No	Lyxor Asset Management	14-Jan-08
EUR	5.13	167.40	0.32	French FCP	III	FR, G, IT, HK, SP	No	1/10	Yes	No	No	Lyxor Asset Management	13-Dec-01
EUR	5.13	-	0.77	French FCP	III	FR, G, IT, HK, SP	No	1/10	Yes	No	No	Lyxor Asset Management	22-Nov-02
EUR	5.14	-	0.57	French FCP	III	FR, G, IT, HK, SP	No	1/10	Yes	No	No	Lyxor Asset Management	12-Mar-03
EUR	5.08	-	0.09	French FCP	III	FR, G, IT, HK, SP	No	1/10	Yes	No	No	Lyxor Asset Management	12-Jul-07
GB-p	1,006.00	43.90	0.01	French FCP	III	UK	Yes	1/10	Yes	No	No	Lyxor Asset Management	13-Mar-08
USD	19.60	-	-	French FCP	III	UK	Yes	1/10	Yes	No	No	Lyxor Asset Management	13-Mar-08
EUR	12.87	195.80	0.76	German Index Fund	III	A, FR, G	No	1/100	No	No	No	Barclays Global Investors	13-Apr-06
EUR	12.93	-	-	German Index Fund	III	A, FR, G	No	1/100	No	No	No	Barclays Global Investors	28-Apr-08
EUR	31.50	439.00	4.81	Irish VCIC	III	B, G, I, UK, SW, IT	Yes	1/40	No	No	No	PowerShares	26-Jun-03
USD	48.39	-	0.28	Irish VCIC	III	B, G, I, UK, SW, IT	Yes	1/40	No	No	No	PowerShares	16-Sep-04
EUR	31.35	-	0.80	Irish VCIC	III	B, G, I, UK, SW, IT	Yes	1/40	No	No	No	PowerShares	12-Jan-05
USD	48.29	-	0.39	Irish VCIC	III	B, G, I, UK, SW, IT	Yes	1/40	No	No	No	PowerShares	21-Jul-05
GB-p	2,479.08	-	0.47	Irish VCIC	III	B, G, I, UK, SW, IT	Yes	1/40	No	No	No	PowerShares	02-Aug-05
USD	-	-	-	US Unit Investment Trust	No	N, US, MX, SG	No	1/100	No	Yes	No	State Street Global Advisors	19-Sep-03
USD	89.36	15.64	0.01	I - OEIC	III	IT, UK	Yes		No	No	No	SPA ETF International	14-Sep-07
GB-p	4,585.50	-	0.01	I - OEIC	III	IT, UK	Yes		No	No	No	SPA ETF International	04-Dec-07
EUR	58.26	-	0.00	I - OEIC	III	IT, UK	Yes		No	No	No	SPA ETF International	08-Jan-08
USD	91.99	6.90	0.01	I - OEIC	III	IT, UK	Yes	100/100	No	No	No	SPA ETF International	14-Sep-07
GB-p	4,696.00	-	0.00	I - OEIC	III	IT, UK	Yes	100/100	No	No	No	SPA ETF International	04-Dec-07
EUR	59.86	-	0.00	I - OEIC	III	IT, UK	Yes	100/100	No	No	No	SPA ETF International	08-Jan-08
USD	91.90	4.60	0.01	I - OEIC	III	IT, UK	Yes	100/100	No	No	No	SPA ETF International	14-Sep-07
GB-p	4,688.50	-	-	I - OEIC	III	IT, UK	Yes	100/100	No	No	No	SPA ETF International	04-Dec-07
EUR	59.39	-	0.00	I - OEIC	III	IT, UK	Yes	100/100	No	No	No	SPA ETF International	08-Jan-08
USD	95.34	7.15	0.03	I - OEIC	III	IT, UK	Yes	100/100	No	No	No	SPA ETF International	01-Oct-07
GB-p	4,927.50	-	0.01	I - OEIC	III	IT, UK	Yes	100/100	No	No	No	SPA ETF International	04-Dec-07
EUR	62.46	-	-	I - OEIC	III	IT, UK	Yes	100/100	No	No	No	SPA ETF International	08-Jan-08
USD	94.65	4.73	0.01	I - OEIC	III	IT, UK	Yes	100/100	No	No	No	SPA ETF International	01-Oct-07
GB-p	4,813.00	-	0.03	I - OEIC	III	IT, UK	Yes	100/100	No	No	No	SPA ETF International	04-Dec-07
EUR	55.53	-	-	I - OEIC	III	IT, UK	Yes	100/100	No	No	No	SPA ETF International	08-Jan-08
USD	86.11	4.31	0.01	I - OEIC	III	IT, UK	Yes	100/100	No	No	No	SPA ETF International	01-Oct-07
GB-p	4,408.50	-	0.00	I - OEIC	III	IT, UK	Yes	100/100	No	No	No	SPA ETF International	04-Dec-07
EUR	55.30	-	0.00	I - OEIC	III	IT, UK	Yes	100/100	No	No	No	SPA ETF International	08-Jan-08
GB-p	468.25	10.22	0.00	Irish VCIC	III	FR, G, UK, IT	Yes		No	No	No	PowerShares	21-Nov-07
EUR	6.00	-	-	Irish VCIC	III	FR, G, UK, IT			No	No	No	PowerShares	12-Nov-07
EUR	5.89	-	0.09	Irish VCIC	III	FR, G, UK, IT			No	No	No	PowerShares	26-Nov-07
EUR	6.10	-	-	Irish VCIC	III	FR, G, UK, IT			No	No	No	PowerShares	15-Feb-08
GB-p	478.00	37.92	0.00	Irish VCIC	III	G, UK, IT	Yes		No	No	No	PowerShares	21-Nov-07
EUR	6.00	-	-	Irish VCIC	III	G, UK, IT			No	No	No	PowerShares	12-Nov-07
EUR	6.00	-	-	Irish VCIC	III	G, UK, IT			No	No	No	PowerShares	18-Jan-08
GB-p	2,372.75	1,505.91	4.75	Irish VCIC	III	A, CL, FR, I, IT, L, N, SW, UK, G	Yes		No	No	No	Barclays Global Investors	21-Nov-05
EUR	30.27	-	0.78	Irish VCIC	III	A, CL, FR, I, IT, L, N, SW, UK, G	Yes		No	No	No	Barclays Global Investors	28-Nov-05
EUR	30.31	-	1.25	Irish VCIC	III	A, CL, FR, I, IT, L, N, SW, UK, G	Yes		No	No	No	Barclays Global Investors	23-Feb-06

ETFs Listed in Europe



Name	Price Ticker		Intraday NAV		Index		ISIN	Approx. No of Stocks		Annual TER	
	Bloomberg	Reuters	Bloomberg	Reuters	Bloomberg	Reuters		ETF	Index	(bps)	Divs
Borsa Italiana	IEEM IM	IEEM.MI	INAVEMKE	MEMKEUR=INAV	MXEF	.MSCIEF	IE00B0M63177	357	853	75	Q
Swiss Exchange	IEEM SW	IEEM.S	INAVEMKU	MEMKUSD=INAV	MXEF	.MSCIEF	IE00B0M63177	357	853	75	Q
Euronext Paris	IEEM FP	IEEM.PA	INAVEMKE	MEMKEUR=INAV	MXEF	.MSCIEF	IE00B0M63177	357	853	75	Q
London Stock Exchange	IDEM LN	IDEM.L	INAVEMKU	MEMKUSD=INAV	MXEF	.MSCIEF	IE00B0M63177	357	853	75	Q
XMTCH (Lux) MSCI Emerging Markets	XMMEM SW	XMMEM.S	NAVMEM	2553407X.CHE	NDUEEGF	.MSCIEF	LU0254097466	154	938	70	S (Jun, Dec)
Lyxor ETF MSCI Emerging Markets	LEM FP	LEM.PA	VLLEM	.VLLEM	MXEF	.MSCIEF	FR0010429068	842	842	65	A
Deutsche Boerse	LYXLEM GR	LYXLEM.DE	VLLEM	.VLLEM	MXEF	.MSCIEF	FR0010429068	842	842	65	A
Borsa Italiana	EMKT IM	EMKT.MI	VLLEM	.VLLEM	MXEF	.MSCIEF	FR0010429068	842	842	65	A
Bolsa de Madrid	LEM SM	LEML.MC	VLLEM	.VLLEM	MXEF	.MSCIEF	FR0010429068	842	842	65	A
Lyxor ETF MSCI Emerging Markets	LEME LN	LEME.L			MXEF	.MSCILA	FR0010526780	842	842	75	A
London Stock Exchange	LEMU LN	LEMU.L			MXEF	.MSCIEF	FR0010526780	842	842	75	A
db x-trackers MSCI Emerging Market TRN	XMEM GR	XMEM.DE	XMEMINAV	XMEMNAV.DE	NDUEEGF	.MSNREF=U	LU0292107645	839	839	65	R
Borsa Italiana	XMEM IM	XMEM.DE	XMEMINAV	XMEMNAV.DE	NDUEEGF	.MSNREF=U	LU0292107645	839	839	65	R
Swiss Exchange	XMEM SW	XMEM.S	XMEMINAV	XMEMINAVCHF.DE	NDUEEGF	.MSNREF=U	LU0292107645	839	839	65	R
London Stock Exchange	XMEM LN	XMEM.L	XMEMINAV	XMEMINAVGBP.DE	NDUEEGF	.MSNREF=U	LU0292107645	839	839	65	R
London Stock Exchange	XMMD LN	XMMD.L	XMEMINAV	XMEMINAVUSD.DE	NDUEEGF	.MSNREF=U	LU0292107645	839	839	65	R
Euronext Paris	XEM FP	XEM.PA	XMEMINAV		NDUEEGF	.MSNREF=U	LU0292107645	839	839	65	R
iShares MSCI Emerging Markets Islamic	ISEM LN	ISEM.L	INAVISEMG	INAVISEMG	MIEF	.MSEF0000IPUS	IE00B27YCP72	195	195	85	Q
London Stock Exchange	ISDE LN	ISDE.L	INAVIEMU	INAVIEMU	MIEF	.MSEF0000IPUS	IE00B27YCP72	195	195	85	Q
Euronext Amsterdam	ISEM NA	ISEM.AS	INAVISEME	ISWDEUR=IN	MIEF	.MSEF0000IPUS	IE00B27YCP72	195	195	85	Q
Deutsche Boerse	IUSE GR	IUSE.DE			MIEF	.MSEF0000IPUS	DE000A0NA0M3	195	195	85	Q
Euronext Paris	EMS FP	EMS.PA	VLISE		MIEF	.MSEF0000IPUS	DE000A0NA0M3	195	195	85	Q
Regional											
db x-trackers MSCI EM Asia TRN	XMAS GR	XMAS.DE	XMASINAV	XMASNAV.DE	NDUEEGFA	.MSNRMS=U	LU0292107991	500	500	65	R
Borsa Italiana	XMAS IM	XMAS.DE	XMASINAV	XMASNAV.DE	NDUEEGFA	.MSNRMS=U	LU0292107991	500	500	65	R
Swiss Exchange	XMAI SW	XMAI.S	XMASINAV	XMASNAV.DE	NDUEEGFA	.MSNRMS=U	LU0292107991	500	500	65	R
London Stock Exchange	XMAS LN	XMAS.L	XMASINAV	XMASINAVGBP.DE	NDUEEGFA	.MSNRMS=U	LU0292107991	500	500	65	R
London Stock Exchange	XMAD LN	XMAD.L	XMASINAV	XMASINAVUSD.DE	NDUEEGFA	.MSNRMS=U	LU0292107991	500	500	65	R
Euronext Paris	XMAS FP	XMAS.PA	XMASINAV	XMASINAVUSD.DE	NDUEEGFA	.MSNRMS=U	LU0292107991	500	500	65	R
db x-trackers MSCI EM LATAM TRN	XMLA GR	XMLA.DE	XMLAINAV	XMLANAV.DE	NDUEEGFL	.MSNRLA=U	LU0292108619	127	127	65	R
Borsa Italiana	XMLA IM	XMLA.DE	XMLAINAV	XMLANAV.DE	NDUEEGFL	.MSNRLA=U	LU0292108619	127	127	65	R
Swiss Exchange	XMLA SW	XMLA.S	XMLAINAV	XMLAINAVCHF.DE	NDUEEGFL	.MSNRLA=U	LU0292108619	127	127	65	R
London Stock Exchange	XMLA LN	XMLA.L	XMLAINAV	XMLAINAVGBP.DE	NDUEEGFL	.MSNRLA=U	LU0292108619	127	127	65	R
London Stock Exchange	XMLD LN	XMLD.L	XMLAINAV	XMLAINAVUSD.DE	NDUEEGFL	.MSNRLA=U	LU0292108619	127	127	65	R
db x-trackers MSCI EM EMEA TRN	XMEA GR	XMEA.DE	XMEAINAV	XMEANAV.DE	NDUEEGFM	.MSNRMM=U	LU0292109005	212	212	65	R
Borsa Italiana	XMEA IM	XMEA.DE	XMEAINAV	XMEANAV.DE	NDUEEGFM	.MSNRMM=U	LU0292109005	212	212	65	R
Swiss Exchange	XMEA SW	XMEA.S	XMEAINAV	XMEANAV.DE	NDUEEGFM	.MSNRMM=U	LU0292109005	212	212	65	R
London Stock Exchange	XMEA LN	XMEA.L	XMEAINAV	XMEAINAVGBP.DE	NDUEEGFM	.MSNRMM=U	LU0292109005	212	212	65	R
London Stock Exchange	XMXD LN	XMXD.L	XMEAINAV	XMEAINAVUSD.DE	NDUEEGFM	.MSNRMM=U	LU0292109005	212	212	65	R
Euronext Paris	XMEA FP	XMEA.PA	XMEAINAV	XMEANAV.DE	NDUEEGFM	.MSNRMM=U	LU0292109005	212	212	65	R
Market Access DaxGlobal Asia	MS9F GR	A0MU3S.DE	DGXASINV		DXAS		LU0259323235	20	20	70*	R
Euronext Amsterdam	MDAI NA	MDAI.AS	DXGASINV		DXAS		LU0259323235	20	20	70*	R
Swiss Exchange	MDAI SW	MDAI.S	DXGASINV		DXAS		LU0259323235	20	20	70*	R
Wiener Börse	MDAI AV		DXGASINV		DXAS		LU0259323235	20	20	70*	R
iShares DJ Asia Pacific Select Dividend	IAPD LN	IAPD.L	INAVASDP	APSDGBP=INAV	DJAPSDE	.DJAPSDE	IE00B14X4T88	30	30	59	Q (Mar, Jun, Sep, Dec)
Euronext Amsterdam	IAPD NA	IAPD.AS	INAVASDE	APSDDEUR=INAV	DJAPSDE	.DJAPSDE	IE00B14X4T88	30	30	59	Q (Mar, Jun, Sep, Dec)
London Stock Exchange	IDAP LN	IAPD.L	INAVASDU	APSDUSD=INAV	DJAPSDE	.DJAPSDE	IE00B14X4T88	30	30	59	Q (Mar, Jun, Sep, Dec)
Deutsche Boerse	IQQX GY	IQQX.DE	INAVASDE	APSDDEUR=INAV	DJAPSDE	.DJAPSDE	DE000A0J2086	30	30	59	Q (Mar, Jun, Sep, Dec)
Euronext Paris	IAD FP	IAD.PA	INAVASDE	APSDDEUR=INAV	DJAPSDE	.DJAPSDE	IE00B14X4T88	30	30	59	Q (Mar, Jun, Sep, Dec)
Borsa Italiana	IAPD IM	IAPD.MI	INAVASDE	APSDDEUR=INAV	DJAPSDE	.DJAPSDE	IE00B14X4T88	30	30	59	Q (Mar, Jun, Sep, Dec)
Swiss Exchange	IAPD SW	IAPD.S	INAVASDU	APSDUSD=INAV	DJAPSDE	.DJAPSDE	IE00B14X4T88	30	30	59	Q (Mar, Jun, Sep, Dec)
iShares Dow Jones Asia Pacific Select Dividend 30 (DE)	APSDX GY	DJAPSDXEX.DE	APSDNAV	DJAPSDENAV.DE	DJAPSDE	.DJAPSDE	DE000A0H0744	30	30	31.75	Q (Mar, Jun, Sep, Dec)
Lyxor ETF MSCI AC Asia-Pacific Ex Japan	AJF FP	AJF.PA	VLAEJ	.VLAEJ	MXAPJ	.MSCIAPJ	FR0010312124	675	675	65	A
Deutsche Boerse	LYXAEJ GY	LYXAEJ.DE	VLAEJ	.VLAEJ	MXAPJ	.MSCIAPJ	FR0010312124	675	675	65	A
Borsa Italiana	AJF IM	AJF.MI	VLAEJ	.VLAEJ	MXAPJ	.MSCIAPJ	FR0010312124	675	675	65	A
Lyxor ETF MSCI AC Asia-Pacific ex Japan	LASP LN	LASPL.L	NVLASLP		MXAPJ	.MSCIAPJ	FR0010499897	675	675	65	S
London Stock Exchange	LASU LN	LASUL.L	NVLASU		MXAPJ	.MSCIAPJ	FR0010499897	675	675	65	S
iShares MSCI AC Far East ex-Japan	IFFF LN	IFFF.L	INAVPACP	IPACGBP=INAV	MXFEJ	.MSCIFEJ	IE00B0M63730	406	494	74	Q
Euronext Amsterdam	IFFF NA	IFFF.AS	INAVPACE	IPACEUR=INAV	MXFEJ	.MSCIFEJ	IE00B0M63730	406	494	74	Q
Deutsche Boerse	IQQF GY	IQQF.DE	INAVPACE	IPACEUR=INAV	MXFEJ	.MSCIFEJ	DE000A0HGZ59	406	494	74	Q
Borsa Italiana	IFFF IM	IFFF.MI	INAVPACE	IPACEUR=INAV	MXFEJ	.MSCIFEJ	IE00B0M63730	406	494	74	Q
Swiss Exchange	IFFF SW	IFFF.S	INAVPACU	IPACUSD=INAV	MXFEJ	.MSCIFEJ	IE00B0M63730	406	494	74	Q
Euronext Paris	IFE FP	IFE.PA	INAV PACE	IPACEUR=INAV	MXFEJ	.MSCIFEJ	IE00B0M63730	406	494	74	Q
London Stock Exchange	IDFF LN	IDFF.L	INAVPACU	IPACUSD=INAV	MXFEJ	.MSCIFEJ	IE00B0M63730	406	494	74	Q
iShares MSCI AC Far East ex-Japan Small Cap	ISFE LN				MSLUAFJN		IE00B2QWDR12			74	
London Stock Exchange	IDFE LN				MSLUAFJN		IE00B2QWDR12			74	
Market Access South-East Europe	M9SG GR	A0MU3T.DE	DXGSEANV		SETXEUR	.SETXEUR	LU0259329869	17	17	80	R
Euronext Amsterdam	MSEI NA	MSEI.AS	DXGSEANV		SETXEUR	.SETXEUR	LU0259329869	17	17	80	R
Swiss Exchange	MSEI SW	MSEI.S	DXGSEANV		SETXEUR	.SETXEUR	LU0259329869	17	17	80	R
Wiener Börse	MSEI AV		DXGSEANV		SETXEUR	.SETXEUR	LU0259329869	17	17	80	R
iShares MSCI Eastern Europe	IEER LN	IEER.L	INAVEEPP	MEEPGBP=INAV	MXME	.MSCIME	IE00B0M63953	50	50	74	Q
Euronext Amsterdam	IEER NA	IEER.AS	INAVEEPE	MEEPEUR=INAV	MXME	.MSCIME	IE00B0M63953	50	50	74	Q
Deutsche Boerse	IQQR GY	IQQR.DE	INAVEEPE	MEEPEUR=INAV	MXME	.MSCIME	DE000A0HGZV3	50	50	74	Q
Borsa Italiana	IEER IM	IEER.MI	INAVEEPE	MEEPEUR=INAV	MXME	.MSCIME	IE00B0M63953	50	50	74	Q
Swiss Exchange	IEER SW	IEER.S	INAVEEPU	MEEPUSD=INAV	MXME	.MSCIME	IE00B0M63953	50	50	74	Q
London Stock Exchange	IDEE LN	IDEE.L	INAVEEPU	MEEPUSD=INAV	MXME	.MSCIME	IE00B0M63953	50	50	74	Q
Euronext Paris	IEE FP	IEE.PA	INAVEEPE	MEEPEUR=INAV	MXME	.MSCIME	IE00B0M63953	50	50	74	Q
Lyxor ETF Eastern Europe (CECE EUR)	CEC FP	CEC.PA	VLCEC	.VLCEC	CECEEUR	.CECEEUR	FR0010204073	30	30	50	A (Sept)
Borsa Italiana	EST IM	EST.MI	VLCEC	.VLCEC	CECEEUR	.CECEEUR	FR0010204073	30	30	50	A (Sept)
Wiener Börse	CEC AV	FR0010204073.VI	VLCEC	.VLCEC	CECEEUR	.CECEEUR	FR0010204073	30	30	50	A (Sept)
Deutsche Boerse	LYCE GY	LYCE.DE	VLCEC	.VLCEC	CECEEUR	.CECEEUR	FR0010204073	30	30	50	A (Sept)
Swiss Exchange	LYCEC SW	LYCEC.S	VLCEC	.VLCEC	CECEEUR	.CECEEUR	FR0010204073	30	30	50	A (Sept)
Bolsa de Madrid	CEC SM	CEC.MC	VLCEC	.VLCEC	CECEEUR	.CECEEUR	FR0010204073	30	30	50	A (Sept)
Lyxor ETF Eastern Europe (CECE EUR)	LEEU LN	LEEU.L	VLCEC	.VLCEC	CECEEUR	.CECEEUR	FR0010542043	30	30	50	A (Sept)
London Stock Exchange	LEU LN	LEU.L	VLCEC	.VLCEC	CECEEUR	.CECEEUR	FR0010542043	30	30	50	A (Sept)
iShares DJ STOXX EU Enlarged 15 (DE)	EUE15EX GY	EUE15PEX.DE	EUE15NAV	EUE15PNNAV.DE	EUE15P	.EUE15P	DE000A0DBQ15	15	15	50	Q (Mar, Jun, Sep, Dec)
Wiener Börse	EUE15EX AV	DE000A0DBQ15.VI	EUE15NAV	EUE15PNNAV.DE	EUE15P	.EUE15P	DE000A0DBQ15	15	15	50	Q (Mar, Jun, Sep, Dec)
Borsa Italiana	EUE15EX IM	EUE15PEX.MI	EUE15NAV	EUE15PNNAV.DE	EUE15P	.EUE15P	DE000A0DBQ15	15	15	50	Q (Mar, Jun, Sep, Dec)
Euronext Paris	GWX FP	GWX.PA	EUE15NAV	EUE15PNNAV.DE	EUE15P	.EUE15P	DE000A0DBQ15	15	15	50	Q (Mar, Jun, Sep, Dec)
Lyxor ETF MSCI Latin America	LTM FP	LTM.PA	VLLTM	.VLLTM	MXLA	.MSCILA	FR0010410266	147	147	65	A
Borsa Italiana	LATAM IM	LATAM.MI	VLLTM	.VLLTM	MXLA	.MSCILA	FR0010410266	147	147	65	A



Currency	Local Price ¹	AUM (USD MM) ¹	Avg Daily Volume (USD MM) ²	Fund Structure	UCITS	Reg's	UK Dist	Status ³	Init. Index	PEA	Options	Futures	Manager	Launch Date
EUR	30.07	-	1.71	Irish VCIC	III	A, CL, FR, I, IT, L, N, SW, UK, G	Yes			No	No	No	Barclays Global Investors	07-Mar-06
USD	46.27	-	0.41	Irish VCIC	III	A, CL, FR, I, IT, L, N, SW, UK, G	Yes			No	No	No	Barclays Global Investors	20-Mar-06
EUR	29.92	-	0.83	Irish VCIC	III	A, CL, FR, I, IT, L, N, SW, UK, G	Yes			No	No	No	Barclays Global Investors	12-Jun-06
USD	46.01	-	0.26	Irish VCIC	III	A, CL, FR, I, IT, L, N, SW, UK, G	Yes			No	No	No	Barclays Global Investors	07-Sep-06
USD	118.00	143.02	0.38	Luxembourg FCP	III	L, SW, G	No		1/10	No	No	No	Credit Suisse Asset Management	30-Jun-06
EUR	7.88	178.28	0.63	French FCP	III	FR, G, IT, SP	No		1/100	No	No	No	Lyxor Asset Management	12-Jun-07
EUR	7.81	-	0.09	French FCP	III	FR, G, IT, SP	No		1/100	No	No	No	Lyxor Asset Management	29-Jun-07
EUR	7.87	-	0.34	French FCP	III	FR, G, IT, SP	No		1/100	No	No	No	Lyxor Asset Management	28-Sep-07
EUR	7.77	-	0.10	French FCP	III	FR, G, IT, SP	No		1/100	No	No	No	Lyxor Asset Management	30-Oct-07
GB-p	611.75	69.16	0.09	French FCP	III	UK	Yes		1/100	No	No	No	Lyxor Asset Management	14-Jan-08
USD	11.91	-	0.06	French FCP	III	UK	Yes		1/100	No	No	No	Lyxor Asset Management	14-Jan-08
EUR	27.50	3,125.97	0.24	Luxembourg Part 1 SICAV	III	A, F, FR, G, IT, L, N, S, SP, SW, UK	No		1/10	No	No	No	DB X-Trackers	09-Jul-07
EUR	27.45	-	1.64	Luxembourg Part 1 SICAV	III	A, F, FR, G, IT, L, N, S, SP, SW, UK	No		1/10	No	No	No	DB X-Trackers	18-Jul-07
USD	42.04	-	0.26	Luxembourg Part 1 SICAV	III	A, F, FR, G, IT, L, N, S, SP, SW, UK	No		1/10	No	No	No	DB X-Trackers	06-Aug-07
GB-p	2,170.88	-	0.11	Luxembourg Part 1 SICAV	III	A, F, FR, G, IT, L, N, S, SP, SW, UK	No		1/10	No	No	No	DB X-Trackers	07-Sep-07
USD	42.29	-	0.48	Luxembourg Part 1 SICAV	III	A, F, FR, G, IT, L, N, S, SP, SW, UK	No		1/10	No	No	No	DB X-Trackers	07-Sep-07
EUR	-	-	-	Luxembourg Part 1 SICAV	III	A, F, FR, G, IT, L, N, S, SP, SW, UK	No		1/10	No	No	No	DB X-Trackers	11-Feb-08
GB-p	1,286.96	15.31	0.00	Irish VCIC	III	FR, G, N, UK	Yes			No	No	No	Barclays Global Investors	10-Dec-07
USD	24.86	-	0.06	Irish VCIC	III	FR, G, N, UK	Yes			No	No	No	Barclays Global Investors	10-Dec-07
EUR	15.40	-	0.00	Irish VCIC	III	FR, G, N, UK	No			No	No	No	Barclays Global Investors	14-Feb-08
EUR	16.11	-	0.00	Irish VCIC	III	FR, G, N, UK	No			No	No	No	Barclays Global Investors	25-Mar-08
EUR	16.10	-	-	Irish VCIC	III	FR, G, N, UK	No			No	No	No	Barclays Global Investors	05-May-08
EUR	23.65	81.02	0.05	Luxembourg Part 1 SICAV	III	A, F, FR, G, IT, L, N, S, SP, SW, UK	No		1/10	No	No	No	DB X-Trackers	09-Jul-07
EUR	23.75	-	0.23	Luxembourg Part 1 SICAV	III	A, F, FR, G, IT, L, N, S, SP, SW, UK	No		1/10	No	No	No	DB X-Trackers	18-Jul-07
USD	36.75	-	0.06	Luxembourg Part 1 SICAV	III	A, F, FR, G, IT, L, N, S, SP, SW, UK	No		1/10	No	No	No	DB X-Trackers	03-Aug-07
GB-p	1,883.13	-	0.07	Luxembourg Part 1 SICAV	III	A, F, FR, G, IT, L, N, S, SP, SW, UK	No		1/10	No	No	No	DB X-Trackers	07-Sep-07
USD	36.68	-	0.03	Luxembourg Part 1 SICAV	III	A, F, FR, G, IT, L, N, S, SP, SW, UK	No		1/10	No	No	No	DB X-Trackers	07-Sep-07
EUR	-	-	-	Luxembourg Part 1 SICAV	III	A, F, FR, G, IT, L, N, S, SP, SW, UK	No		1/10	No	No	No	DB X-Trackers	10-Mar-08
EUR	43.08	138.86	0.08	Luxembourg Part 1 SICAV	III	A, F, FR, G, IT, L, N, S, SP, SW, UK	No		1/10	No	No	No	DB X-Trackers	09-Jul-07
USD	42.79	-	1.11	Luxembourg Part 1 SICAV	III	A, F, FR, G, IT, L, N, S, SP, SW, UK	No		1/10	No	No	No	DB X-Trackers	18-Jul-07
USD	66.21	-	0.13	Luxembourg Part 1 SICAV	III	A, F, FR, G, IT, L, N, S, SP, SW, UK	No		1/10	No	No	No	DB X-Trackers	03-Aug-07
GB-p	3,390.50	-	0.23	Luxembourg Part 1 SICAV	III	A, F, FR, G, IT, L, N, S, SP, SW, UK	No		1/10	No	No	No	DB X-Trackers	07-Sep-07
USD	66.03	-	0.29	Luxembourg Part 1 SICAV	III	A, F, FR, G, IT, L, N, S, SP, SW, UK	No		1/10	No	No	No	DB X-Trackers	07-Sep-07
EUR	26.10	57.71	0.01	Luxembourg Part 1 SICAV	III	A, F, FR, G, IT, L, N, S, SP, SW, UK	No		1/10	No	No	No	DB X-Trackers	09-Jul-07
EUR	26.30	-	0.05	Luxembourg Part 1 SICAV	III	A, F, FR, G, IT, L, N, S, SP, SW, UK	No		1/10	No	No	No	DB X-Trackers	18-Jul-07
USD	40.67	-	0.01	Luxembourg Part 1 SICAV	III	A, F, FR, G, IT, L, N, S, SP, SW, UK	No		1/10	No	No	No	DB X-Trackers	03-Aug-07
GB-p	2,080.88	-	0.03	Luxembourg Part 1 SICAV	III	A, F, FR, G, IT, L, N, S, SP, SW, UK	No		1/10	No	No	No	DB X-Trackers	07-Sep-07
USD	40.54	-	0.02	Luxembourg Part 1 SICAV	III	A, F, FR, G, IT, L, N, S, SP, SW, UK	No		1/10	No	No	No	DB X-Trackers	07-Sep-07
EUR	-	-	-	Luxembourg Part 1 SICAV	III	A, F, FR, G, IT, L, N, S, SP, SW, UK	No		1/10	No	No	No	DB X-Trackers	10-Apr-08
EUR	27.50	7.49	0.01	Luxembourg SICAV	III	A, G, NA, SW					No	No	ABN Amro Bank	09-Jul-07
EUR	27.57	-	0.00	Luxembourg SICAV	III	A, G, NA, SW					No	No	ABN Amro Bank	15-Aug-07
USD	41.99	-	0.00	Luxembourg SICAV	III	A, G, NA, SW					No	No	ABN Amro Bank	14-Dec-07
EUR	25.66	-	-	Luxembourg SICAV	III	A, G, NA, SW					No	No	ABN Amro Bank	20-Feb-08
GB-p	1,794.33	121.00	0.24	Irish VCIC	III	A, FR, I, IT, L, N, SW, UK, G	Yes			No	No	No	Barclays Global Investors	06-Jun-06
EUR	22.36	-	0.07	Irish VCIC	III	A, FR, I, IT, L, N, SW, UK, G	Yes			No	No	No	Barclays Global Investors	11-Jul-06
USD	34.94	-	0.01	Irish VCIC	III	A, FR, I, IT, L, N, SW, UK, G	Yes			No	No	No	Barclays Global Investors	06-Sep-06
EUR	22.72	-	0.09	Irish VCIC	III	A, FR, I, IT, L, N, SW, UK, G	Yes			No	No	No	Barclays Global Investors	05-Sep-06
EUR	22.75	-	0.01	Irish VCIC	III	A, FR, I, IT, L, N, SW, UK, G	Yes			No	No	No	Barclays Global Investors	10-Oct-06
USD	22.94	-	0.38	Irish VCIC	III	A, FR, I, IT, L, N, SW, UK, G	Yes			No	No	No	Barclays Global Investors	25-Sep-06
USD	35.07	-	0.02	Irish VCIC	III	A, FR, I, IT, L, N, SW, UK, G	Yes			No	No	No	Barclays Global Investors	27-Sep-06
EUR	28.89	88.22	0.42	German Index Fund	III	G	No		1/10	No	No	No	Barclays Global Investors	11-Apr-06
EUR	31.85	295.39	0.47	French FCP	III	FR, G, IT, SG, HK	No		1/10	Yes	No	No	Lyxor Asset Management	03-May-06
EUR	32.20	-	0.31	French FCP	III	FR, G, IT, SG, HK	No		1/10	Yes	No	No	Lyxor Asset Management	30-Aug-06
EUR	32.02	-	0.62	French FCP	III	FR, G, IT, SG, HK	No		1/10	Yes	No	No	Lyxor Asset Management	07-Sep-06
GB-p	2,516.75	39.93	0.09	French SICAV	III	UK	Yes		1/10	No	No	No	Lyxor Asset Management	18-Oct-07
USD	48.82	-	0.07	French SICAV	III	UK	Yes		1/10	No	No	No	Lyxor Asset Management	18-Oct-07
GB-p	2,317.00	909.89	1.19	Irish VCIC	III	A, CL, FR, I, IT, L, N, SW, UK, G	Yes			No	No	No	Barclays Global Investors	31-Oct-05
EUR	28.97	-	0.15	Irish VCIC	III	A, CL, FR, I, IT, L, N, SW, UK, G	Yes			No	No	No	Barclays Global Investors	28-Nov-05
EUR	29.28	-	0.27	Irish VCIC	III	A, CL, FR, I, IT, L, N, SW, UK, G	Yes			No	No	No	Barclays Global Investors	20-Feb-06
EUR	28.61	-	0.28	Irish VCIC	III	A, CL, FR, I, IT, L, N, SW, UK, G	Yes			No	No	No	Barclays Global Investors	07-Mar-06
USD	44.76	-	0.66	Irish VCIC	III	A, CL, FR, I, IT, L, N, SW, UK, G	Yes			No	No	No	Barclays Global Investors	20-Mar-06
EUR	29.38	-	0.19	Irish VCIC	III	A, CL, FR, I, IT, L, N, SW, UK, G	Yes			No	No	No	Barclays Global Investors	12-Jun-06
USD	45.11	-	0.24	Irish VCIC	III	A, CL, FR, I, IT, L, N, SW, UK, G	Yes			No	No	No	Barclays Global Investors	07-Sep-06
GB-p	-	-	-	-	-	-	-	-	-	-	-	-	Barclays Global Investors	Planned
USD	-	-	-	-	-	-	-	-	-	-	-	-	Barclays Global Investors	Planned
EUR	20.50	12.26	0.01	Luxembourg SICAV	III	G, NA, SW					No	No	ABN Amro Bank	09-Jul-07
EUR	20.00	-	0.00	Luxembourg SICAV	III	G, NA, SW					No	No	ABN Amro Bank	07-Sep-07
EUR	20.39	-	0.01	Luxembourg SICAV	III	G, NA, SW					No	No	ABN Amro Bank	14-Dec-07
EUR	20.53	-	-	Luxembourg SICAV	III	G, NA, SW					No	No	ABN Amro Bank	06-Feb-08
GB-p	2,430.00	419.30	1.39	Irish VCIC	III	A, CL, FR, I, IT, L, N, SW, UK, G	Yes			No	No	No	Barclays Global Investors	07-Nov-05
EUR	30.72	-	0.32	Irish VCIC	III	A, CL, FR, I, IT, L, N, SW, UK, G	Yes			No	No	No	Barclays Global Investors	28-Nov-05
EUR	30.76	-	0.29	Irish VCIC	III	A, CL, FR, I, IT, L, N, SW, UK, G	Yes			No	No	No	Barclays Global Investors	20-Feb-06
EUR	30.75	-	1.02	Irish VCIC	III	A, CL, FR, I, IT, L, N, SW, UK, G	Yes			No	No	No	Barclays Global Investors	07-Mar-06
USD	47.52	-	0.07	Irish VCIC	III	A, CL, FR, I, IT, L, N, SW, UK, G	Yes			No	No	No	Barclays Global Investors	20-Mar-06
USD	47.27	-	0.04	Irish VCIC	III	A, CL, FR, I, IT, L, N, SW, UK, G	Yes			No	No	No	Barclays Global Investors	07-Sep-06
EUR	30.89	-	0.07	Irish VCIC	III	A, CL, FR, I, IT, L, N, SW, UK, G	Yes			No	No	No	Barclays Global Investors	11-Oct-06
EUR	26.61	469.80	2.72	French FCP	III	A, FR, G, IT, SW, SP	No		1/100	Yes	No	No	Lyxor Asset Management	26-Jul-05
EUR	26.40	-	0.68	French FCP	III	A, FR, G, IT, SW, SP	No		1/100	Yes	No	No	Lyxor Asset Management	25-Nov-05
EUR	24.30	-	-	French FCP	III	A, FR, G, IT, SW, SP	No		1/100	Yes	No	No	Lyxor Asset Management	21-Nov-05
EUR	26.61	-	1.75	French FCP	III	A, FR, G, IT, SW, SP	No		1/100	Yes	No	No	Lyxor Asset Management	19-Jan-06
EUR	26.17	-	0.13	French FCP	III	A, FR, G, IT, SW, SP	No		1/100	No	No	No	Lyxor Asset Management	01-Nov-06
EUR	26.51	-	0.26	French FCP	III	A, FR, G, IT, SW, SP	No		1/100	No	No	No	Lyxor Asset Management	12-Jul-07
GB-p	137.75	39.61	0.01	French FCP	III	UK	Yes		1/100	No	No	No	Lyxor Asset Management	13-Mar-08
USD	2.69	-	0.03	French FCP	III	UK	Yes		1/100	No	No	No	Lyxor Asset Management	20-Mar-08
EUR	33.50	68.54	0.64	German Index Fund	III	FR, A, G, IT, MX	No		1/100	No	No	No	Barclays Global Investors	12-May-05
EUR	32.21	-	0.12	German Index Fund	III	FR, A, G, IT, MX	No		1/100	No	No	No	Barclays Global Investors	21-Nov-05
EUR	32.80	-	0.08	German Index Fund	III	FR, A, G, IT, MX	No		1/100	No	No	No	Barclays Global Investors	26-Feb-08
EUR	31.07	-	-	German Index Fund	III	FR, A, G, IT, MX	No		1/100	No	No	No	Barclays Global Investors	01-Apr-08
EUR	31.53	122.35	0.57	French FCP	III	FR, G, IT, SP	No		1/100	No	No	No	Lyxor Asset Management	12-Jun-07
EUR	31.47	-	0.59	French FCP	III	FR, G, IT, SP	No		1/100	No	No	No	Lyxor Asset Management	29-Jun-07

ETFs Listed in Europe



Name	Price Ticker		Intraday NAV		Index		ISIN	Approx. No of Stocks		Annual TER	
	Bloomberg	Reuters	Bloomberg	Reuters	Bloomberg	Reuters		ETF	Index	(bps)	Divs
Deutsche Boerse	LYXLT GR	LYXLT.DE	VLLTM	.VLLTM	MXLA	.MSCILA	FR0010410266	147	147	65	A
Boisa de Madrid	LTM SM	LTML.MC	VLLTM	.VLLTM	MXLA	.MSCILA	FR0010410266	147	147	65	A
Lycor ETF MSCI Latin America	LLAT LN	LLAT.L			MXLA	.MSCILA	FR0010526764	147	147	75	A
London Stock Exchange	LLAU LN	LLAU.L			MXLA	.MSCILA	FR0010526764	147	147	75	A
iShares MSCI North America	INAA LN	INAA.L	INAVMNA	IMNAGBP=INAV	NDDUNA		IE00B14X4M10	482	732	40	Q (Mar, Jun, Sep, Dec)
Euronext Amsterdam	INAA NA	INAA.AS	INAVMNAE	IMNAEUR=INAV	NDDUNA		IE00B14X4M10	482	732	40	Q (Mar, Jun, Sep, Dec)
London Stock Exchange	IDNA LN	IDNA.L	INAVMNAU	IMNAUSD=INAV	NDDUNA		IE00B14X4M10	482	732	40	Q (Mar, Jun, Sep, Dec)
Deutsche Boerse	IQQN GY	IQQN.DE	INAVMNAE	IMNAEUR=INAV	NDDUNA		DE000A0J2060	482	732	40	Q (Mar, Jun, Sep, Dec)
Euronext Paris	NAA FP	NAA.PA	INAVMNAE	IMNAEUR=INAV	NDDUNA		IE00B14X4M10	482	732	40	Q (Mar, Jun, Sep, Dec)
Borsa Italiana	INAA IM	INAA.MI	INAVMNAE	IMNAEUR=INAV	NDDUNA		IE00B14X4M10	482	732	40	Q (Mar, Jun, Sep, Dec)
Swiss Exchange	INAA SW	INAA.S	INAVMNAU	IMNAUSD=INAV	NDDUNA		IE00B14X4M10	482	732	40	Q (Mar, Jun, Sep, Dec)
iShares MSCI Latin America	LTAM LN	LTAM.L	INAVLAMG	ILAMGBP=IN	MXLA	.MSCILA	IE00B27YCK28	74	127	74	S
London Stock Exchange	DLTM LN	DLTM.L	INAVLAMU	ILAMUSD=IN	MXLA	.MSCILA	IE00B27YCK28	74	127	74	S
Euronext Amsterdam	LTAM NA	LTAM.AS	INAVLAMG	ILAMGBP=IN	MXLA	.MSCILA	IE00B27YCK28	74	127	74	S
Euronext Paris	LAM FP	LAM.PA	VLLTA		MXLA	.MSCILA	IE00B27YCK28	74	127	74	S
Deutsche Boerse	IUSC GR	IUSC.DE			MXLA	.MSCILA	DE000A0NA0K7	74	127	74	S
Borsa Italiana	LTAM IM	LTAM.MI	INAVLAME	ILAMEUR=IN	MXLA	.MSCILA	IE00B27YCK28	74	127	74	S
iShares FTSE BRIC 50	BRIC LN	BRIC.L	INAVFBRU	BRICBP=INAV	FBRIC	.FTFBRIC	IE00B1W57M07	50	50	74	S
London Stock Exchange	DBRC LN	DBRC.L	INAVFBRU	BRICUSD=INAV	FBRIC	.FTFBRIC	IE00B1W57M07	50	50	74	S
Euronext Amsterdam	BRIC NA	BRIC.AS	INAVFBRE	BRCEUR=INAV	FBRIC	.FTFBRIC	IE00B1W57M07	50	50	74	S
Deutsche Boerse	IQQ9 GR	IQQ9.DE	INAVFBRE	BRCEUR=INAV	FBRIC	.FTFBRIC	DE000A0MSAE7	50	50	74	S
Euronext Paris	BRIC FP	BRIC.PA	INAVFBRE	BRCEUR=INAV	FBRIC	.FTFBRIC	IE00B1W57M07	50	50	74	S
Borsa Italiana	BR50 IM	BR50.MI	INAVFBRG	BRCEUR=INAV	FBRIC	.FTFBRIC	IE00B1W57M07	50	50	74	S
Swiss Exchange	BRIC SW	BRIC.S	INAVFBRU	BRICBP=INAV	FBRIC	.FTFBRIC	IE00B1W57M07	50	50	74	S
Market Access Daxglobal Bric	M9SH GR	A0MU3U.DE	DGXBRCNV		D1A1		LU0269999792	40	40	70	R
Euronext Amsterdam	MABI NA	MABI.AS	VLABI		D1A1		LU0269999792	40	40	70	R
Wiener Borse	MABI AV		DGXBRCNV		D1A1		LU0269999792	40	40	70	R
Swiss Exchange	MABI SW	MABI.S	DGXBRCNV		D1A1		LU0269999792	40	40	70	R
EasyETF DJ BRIC 50											
PowerShares FTSE RAFI Developed Markets ex-US	PSRD LN	PSRD.L	FABI		FRD		IE00B23D8W74	1000	1000	75	Q
Deutsche Boerse	6PSB GR	6PSB.DE	FABI		FRD		IE00B23D8W74	1000	1000	75	Q
Borsa Italiana	PFX IM	PFX.MI	FABI		FRD		IE00B23D8W74	1000	1000	75	Q
Euronext Paris	PFX FP	PFX.PA	VLPXF		FRD		IE00B23D8W74	1000	1000	75	Q
Sectors - International / Emerging Markets											
iShares DJ STOXX Asia Pacific 600 Real Estate (DE)	SREPEX GY	SREPEX.DE	SREPNAV	SREPNAV.DE	SP8730P	.SP8730P	DE000A0H0777	40	40	72	Q (Feb, May, Aug, Nov)
iShares FTSE EPRA/NAREIT Asia Property Yield	IASP LN	IASP.L	INAVASPP	ASPGBP=INAV	ENAD	.FTENAD	IE00B1FZS244	61	61	59	Q (Jan, Apr, July, Oct)
London Stock Exchange	IDAR LN	IDAR.L	INAVASPU	ASPUSD=INAV	ENAD	.FTENAD	IE00B1FZS244	61	61	59	Q (Jan, Apr, July, Oct)
Euronext Amsterdam	IASP NA	IASP.AS	INAVASPE	ASPEUR=INAV	ENAD	.FTENAD	IE00B1FZS244	61	61	59	Q (Jan, Apr, July, Oct)
Borsa Italiana	IASP IM	IASP.MI	INAVASPE	ASPEUR=INAV	ENAD	.FTENAD	IE00B1FZS244	61	61	59	Q (Jan, Apr, July, Oct)
Deutsche Boerse	IQQ4 GR	IQQ4.DE	INAVASPE	ASPEUR=INAV	ENAD	.FTENAD	DE000A0LQGJ9	61	61	59	Q (Jan, Apr, July, Oct)
Euronext Paris	IAP FP	IASP.PA	INAVASPE	ASPEUR=INAV	ENAD	.FTENAD	IE00B1FZS244	61	61	59	Q (Jan, Apr, July, Oct)
Swiss Exchange	IASP SW	IASP.S	INAVASPU	ASPUSD=INAV	ENAD	.FTENAD	IE00B1FZS244	61	61	59	Q (Jan, Apr, July, Oct)
iShares S&P Emerging Markets Infrastructure	IEML LN	IEML.L	INAVJPG	SPMGGBP=IN	SPGEIFD		IE00B2NPL135	30	30	45	
London Stock Exchange	DEIN LN	DEIN.L	INAVJPU	SPENUSD=IN	SPGEIFD		IE00B2NPL135	30	30	45	
db x-trackers S&P SELECT FRONTIER	XSFR LN	XSFR.L	XSFRINAVG	XSFRINAVG.DE	SPSFFN	.SPNFFN	LU0328476410	30	30	95	R
London Stock Exchange	XSFD LN	XSFD.L	XSFRINAVG	XSFRINAVG.DE	SPSFFN	.SPNFFN	LU0328476410	30	30	95	R
Deutsche Boerse	XSFR GR	XSFR.DE	XSFR INAV	XSFR NAV.DE	SPSFFN	.SPNFFN	LU0328476410	30	30	95	R
Country Specific - International / Emerging Markets											
Asia / Pacific											
iShares FTSE/Xinhua China 25	FXC LN	FXC.L	INAVFXCP	FXCGBP=INAV	XIN0I	.FTXIN25	IE00B02KXK85	25	25	74	Q
Virt-X	FXC VX	FXC.VX	INAVFXCU	FXCUSD=INAV	XIN0I	.FTXIN25	IE00B02KXK85	25	25	74	Q
Deutsche Boerse	IQQC GY	IQQC.DE	INAVFXCE	FXCEUR=INAV	XIN0I	.FTXIN25	DE000A0DPMY5	25	25	74	Q
Borsa Italiana	FXC IM	FXC.MI	INAVFXCE	FXCEUR=INAV	XIN0I	.FTXIN25	IE00B02KXK85	25	25	74	Q
Euronext Amsterdam	FXC NA	FXC.AS	INAVFXCE	FXCEUR=INAV	XIN0I	.FTXIN25	IE00B02KXK85	25	25	74	Q
Swiss Exchange	FXC SW	FXC.S	INAVFXCU	FXCUSD=INAV	XIN0I	.FTXIN25	IE00B02KXK85	25	25	74	Q
Euronext Paris	IFC FP	IFC.PA	INAVFXCE	FXCEUR=INAV	XIN0I	.FTXIN25	IE00B02KXK85	25	25	74	Q
London Stock Exchange	IDFX LN	IDFX.L	INAVFXCU	FXCUSD=INAV	XIN0I	.FTXIN25	IE00B02KXK85	25	25	74	Q
db x-trackers FTSE/XINHUA China 25	XX25 GR	XX25.DE	XX25INAV	XX25NAV.DE	FTX125T		LU0292109856	25	25	60	R
Borsa Italiana	XX25 IM	XX25.MI	XX25INAV	XX25NAV.DE	FTX125T		LU0292109856	25	25	60	R
Swiss Exchange	XX0I SW	XX0I.S	XX25INAV	XX25NAV.DE	FTX125T		LU0292109856	25	25	60	R
London Stock Exchange	XX2D LN	XX2D.L	XX25INAVG	XX25INAVGBP.DE	FTX125T		LU0292109856	25	25	60	R
London Stock Exchange	XX25 LN	XX25.L	XX25INAVG	XX25INAVUSD.DE	FTX125T		LU0292109856	25	25	60	R
Euronext Paris	X25 FP	X25.PA	XX25INAVG	XX25INAVUSD.DE	FTX125T		LU0292109856	25	25	60	R
Lycor ETF China Enterprise (HSCEI)	ASI FP	ASI.PA	VLASI	.VLASI	HSCEI	.HSCE	FR0010204081	43	43	65	A (Sept)
Borsa Italiana	CINA IM	CINA.MI	VLASI	.VLASI	HSCEI	.HSCE	FR0010204081	43	43	65	A (Sept)
Deutsche Boerse	ASI GY	L811.DE	VLASI	.VLASI	HSCEI	.HSCE	FR0010204081	43	43	65	A (Sept)
Boisa de Madrid	ASI SM	ASIL.MC	VLASI		HSCEI	.HSCE	FR0010204081	43	43	65	A (Sept)
Lycor ETF China Enterprise (HSCEI)	LCHU LN	LCHU.L	NVLLCHU		HSCEI	.HSCE	FR0010499749	43	43	65	S
London Stock Exchange	LCHN LN	LCHN.L	NVLLCHN		HSCEI	.HSCE	FR0010499749	43	43	65	S
iShares Dow Jones China Offshore 50 (DE)	DJCHOEX GY	DJCHOS50EX.DE	DJCHONAV	DJCHOS50NAV.DE	DJCHOS50	.DJCHOS50	DE000A0F5UE8	50	50	61.75	A (Jun)
EasyETF DJ China 15											
EasyETF DJ India 15											
Lycor ETF MSCI India	INR FP	INR.PA	VLINR	.VLINR	MXIN	.MSCIN	FR0010361683	68	68	85	A
Swiss Exchange	LYINR SW	LYINR.S	LYINR	.LYINR	MXIN	.MSCIN	FR0010375766	68	68	85	A
Deutsche Boerse	LYXINR GR	LYXINR.DE	VLINR	.VLINR	MXIN	.MSCIN	FR0010361683	68	68	85	A
Borsa Italiana	INDI IM	INDI.MI	VLINR	.VLINR	MXIN	.MSCIN	FR0010361683	68	68	85	A
Boisa de Madrid	INR SM	LINR.MC	VLINR	.VLINR	MXIN	.MSCIN	FR0010361683	68	68	85	A
Lycor ETF India (S&P CNX Nifty)	LNFT LN	LNFT.L	NVLLNFT		NIFTY	.NSEI	FR0010465609	50	50	85	S
London Stock Exchange	LNFU LN	LNFU.L	NVLLNFU		NIFTY	.NSEI	FR0010465609	50	50	85	S
db x-trackers S&P CNX Nifty	XNIF GR	XNIF.DE	XNIFINAV	XNIFNAV.DE	NIFTY	.NSEI	LU0292109690	50	50	85	R
Borsa Italiana	XNIF IM	XNIF.MI	XNIFINAV	XNIFNAV.DE	NIFTY	.NSEI	LU0292109690	50	50	85	R
Swiss Exchange	XNIF SW	XNIF.S	XNIFINAV	XNIFNAVCHF.DE	NIFTY	.NSEI	LU0292109690	50	50	85	R
London Stock Exchange	XNIF LN	XNIF.L	XNIFINAV	XNIFNAVGBP.DE	NIFTY	.NSEI	LU0292109690	50	50	85	R
London Stock Exchange	XNID LN	XNID.L	XNIFINAVG	XNIFINAVUSD.DE	NIFTY	.NSEI	LU0292109690	50	50	85	R
Lycor ETF Hong Kong (HSI)	HSI FP	HSI.PA	VLHSI	.VLHSI	HSI	.HSI	FR0010361675	33	33	65	A
Borsa Italiana	HK IM	HK.MI	VLHSI	.VLHSI	HSI	.HSI	FR0010361675	33	33	65	A
Lycor ETF Hong Kong (HSI)	LHKG LN	LHKG.L	VLHSI	.VLHSI	HSI	.HSI	FR0010542092	33	33	65	A
London Stock Exchange	LHKU LN	LHKU.L	VLHSI	.VLHSI	HSI	.HSI	FR0010542092	33	33	65	A
Deutsche Boerse	LYXHSI GR	LYXHSI.DE	VLHSI	.VLHSI	HSI	.HSI	FR0010361675	33	33	65	A
Amas Bank Sensx											



Currency	Local Price ¹	AUM (USD MM) ¹	Avg Daily Volume (USD MM) ²	Fund Structure	UCITS	Reg's	UK Dist	Init. Index	PEA	Status ³	Ratio	Options	Futures	Manager	Launch Date
EUR	31.91		0.02	French FCP	III	FR, G, IT, SP	No	1/100		No	1/100	No	No	Lyxor Asset Management	29-Jun-07
EUR	31.42		0.01	French FCP	III	FR, G, IT, SP	No	1/100		No	1/100	No	No	Lyxor Asset Management	30-Oct-07
GB-p	247.50	49.09	0.03	French FCP	III	UK	Yes	1/100		Yes	1/100	No	No	Lyxor Asset Management	14-Jan-08
USD	4.82	-	0.03	French FCP	III	UK	Yes	1/100		Yes	1/100	No	No	Lyxor Asset Management	14-Jan-08
GB-p	1,426.57	447.04	1.12	Irish VCIC	III	A, FR, I, IT, L, N, SW, UK, G	Yes		No	Yes		No	No	Barclays Global Investors	06-Jun-06
EUR	17.98	-	0.25	Irish VCIC	III	A, FR, I, IT, L, N, SW, UK, G	Yes		No	Yes		No	No	Barclays Global Investors	11-Jul-06
USD	27.79	-	0.01	Irish VCIC	III	A, FR, I, IT, L, N, SW, UK, G	Yes		No	Yes		No	No	Barclays Global Investors	07-Sep-06
EUR	18.00	-	0.18	Irish VCIC	III	A, FR, I, IT, L, N, SW, UK, G	Yes		No	Yes		No	No	Barclays Global Investors	05-Sep-06
EUR	17.97	-	0.11	Irish VCIC	III	A, FR, I, IT, L, N, SW, UK, G	Yes		No	Yes		No	No	Barclays Global Investors	10-Oct-06
EUR	18.03	-	0.19	Irish VCIC	III	A, FR, I, IT, L, N, SW, UK, G	Yes		No	Yes		No	No	Barclays Global Investors	25-Sep-06
USD	27.70	-	0.35	Irish VCIC	III	A, FR, I, IT, L, N, SW, UK, G	Yes		No	Yes		No	No	Barclays Global Investors	27-Sep-06
GB-p	1,515.60	27.05	1.45	Irish VCIC	III	FR, G, N, IT, UK	Yes		No	Yes		No	No	Barclays Global Investors	15-Oct-07
USD	29.52	-	0.12	Irish VCIC	III	FR, G, N, IT, UK	Yes		No	Yes		No	No	Barclays Global Investors	15-Oct-07
EUR	19.34	-	0.24	Irish VCIC	III	FR, G, N, IT, UK			No			No	No	Barclays Global Investors	23-Jan-08
EUR	19.33	-		Irish VCIC	III	FR, G, N, IT, UK			No			No	No	Barclays Global Investors	18-Apr-08
EUR	19.33	-	0.00	Irish VCIC	III	FR, G, N, IT, UK			No			No	No	Barclays Global Investors	25-Mar-08
EUR	19.34	-	0.63	Irish VCIC	III	FR, G, N, IT, UK			No			No	No	Barclays Global Investors	18-Mar-08
GB-p	2,050.00	142.30	0.83	Irish VCIC	III	CL, FR, UK, L, N, G, IT, SW	Yes		No	Yes		No	No	Barclays Global Investors	23-Apr-07
USD	39.98	-	0.12	Irish VCIC	III	CL, FR, UK, L, N, G, IT, SW	Yes		No	Yes		No	No	Barclays Global Investors	23-Apr-07
EUR	26.21	-	0.14	Irish VCIC	III	CL, FR, UK, L, N, G, IT, SW	Yes		No	Yes		No	No	Barclays Global Investors	04-Sep-07
EUR	25.89	-	0.01	Irish VCIC	III	CL, FR, UK, L, N, G, IT, SW	Yes		No	Yes		No	No	Barclays Global Investors	26-Sep-07
EUR	25.70	-	0.32	Irish VCIC	III	CL, FR, UK, L, N, G, IT, SW	Yes		No	Yes		No	No	Barclays Global Investors	06-Nov-07
EUR	25.74	-	0.34	Irish VCIC	III	CL, FR, UK, L, N, G, IT, SW	Yes		No	Yes		No	No	Barclays Global Investors	30-Nov-07
USD	39.80	-	0.13	Irish VCIC	III	CL, FR, UK, L, N, G, IT, SW	Yes		No	Yes		No	No	Barclays Global Investors	05-Dec-07
EUR	49.50	3.85	0.08	Luxembourg SICAV	III	A, G, NA, SW			No			No	No	ABN Amro Bank	09-Jul-07
EUR	48.35	-	0.00	Luxembourg SICAV	III	A, G, NA, SW			No			No	No	ABN Amro Bank	27-Jul-07
EUR	48.01	-	0.00	Luxembourg SICAV	III	A, G, NA, SW			No			No	No	ABN Amro Bank	04-Dec-07
USD	77.45	-	0.02	Luxembourg SICAV	III	A, G, NA, SW			No			No	No	ABN Amro Bank	19-Dec-07
														AXA IM / BNP AM	Planned
GB-p	714.00	4.25		Irish VCIC	III	FR, G, UK, IT	Yes		No	Yes		No	No	PowerShares	03-Dec-07
EUR	9.00	-		Irish VCIC	III	FR, G, UK, IT			No			No	No	PowerShares	03-Dec-07
EUR	9.08	-	0.00	Irish VCIC	III	FR, G, UK, IT			No			No	No	PowerShares	10-Dec-07
EUR	8.78	-		Irish VCIC	III	FR, G, UK, IT			No			No	No	PowerShares	29-Jan-08
EUR	12.08	23.76	0.08	German Index Fund	III	A, G	No	1/10	No	No	1/10	No	No	Barclays Global Investors	26-Sep-06
GB-p	1,536.81	131.06	0.20	Irish VCIC	III	FR, I, IT, L, N, SW, UK, G	Yes		No	Yes		No	No	Barclays Global Investors	23-Oct-06
USD	29.93	-	0.05	Irish VCIC	III	FR, I, IT, L, N, SW, UK, G	Yes		No	Yes		No	No	Barclays Global Investors	30-Oct-06
EUR	19.29	-	0.17	Irish VCIC	III	FR, I, IT, L, N, SW, UK, G	Yes		No	Yes		No	No	Barclays Global Investors	17-Jan-07
EUR	19.60	-	0.10	Irish VCIC	III	FR, I, IT, L, N, SW, UK, G	Yes		No	Yes		No	No	Barclays Global Investors	20-Mar-07
EUR	19.56	-	0.01	Irish VCIC	III	FR, I, IT, L, N, SW, UK, G	Yes		No	Yes		No	No	Barclays Global Investors	15-Mar-07
EUR	20.12	-	0.00	Irish VCIC	III	FR, I, IT, L, N, SW, UK, G	Yes		No	Yes		No	No	Barclays Global Investors	05-Apr-07
USD	30.00	-	0.05	Irish VCIC	III	FR, I, IT, L, N, SW, UK, G	Yes		No	Yes		No	No	Barclays Global Investors	16-Apr-07
GB-p	1,360.49	10.79	0.17	Irish VCIC	III	UK	Yes		No	Yes		No	No	Barclays Global Investors	18-Feb-08
USD	26.50	-		Irish VCIC	III	UK	Yes		No	Yes		No	No	Barclays Global Investors	18-Feb-08
GB-p	1,080.00	9.42	0.07	Luxembourg Part 1 SICAV	III	G, F, A, N, L, SP, UK, FR	No	1/100		No	1/100	No	No	DB X-Trackers	08-Feb-08
USD	21.04	-	0.05	Luxembourg Part 1 SICAV	III	G, F, A, N, L, SP, UK, FR	No	1/100		No	1/100	No	No	DB X-Trackers	08-Feb-08
EUR	13.98	-		Luxembourg Part 1 SICAV	III	G, F, A, N, L, SP, UK, FR	No	1/100		No	1/100	No	No	DB X-Trackers	14-Feb-08
GB-p	7,429.00	832.48	3.72	Irish VCIC	III	A, CL, FR, I, IT, L, N, SW, UK, G	Yes	1/100	No	Yes	1/100	No	No	Barclays Global Investors	25-Oct-04
USD	146.10	-	0.13	Irish VCIC	III	A, CL, FR, I, IT, L, N, SW, UK, G	Yes	1/100	No	Yes	1/100	No	No	Barclays Global Investors	06-Dec-04
EUR	93.80	-	1.17	Irish VCIC	III	A, CL, FR, I, IT, L, N, SW, UK, G	Yes	1/100	No	Yes	1/100	No	No	Barclays Global Investors	22-Feb-05
EUR	94.65	-	3.38	Irish VCIC	III	A, CL, FR, I, IT, L, N, SW, UK, G	Yes	1/100	No	Yes	1/100	No	No	Barclays Global Investors	17-Feb-05
EUR	94.80	-	0.50	Irish VCIC	III	A, CL, FR, I, IT, L, N, SW, UK, G	Yes	1/100	No	Yes	1/100	No	No	Barclays Global Investors	15-Feb-05
USD	144.88	-	0.23	Irish VCIC	III	A, CL, FR, I, IT, L, N, SW, UK, G	Yes	1/100	No	Yes	1/100	No	No	Barclays Global Investors	24-Feb-05
EUR	94.25	-	0.29	Irish VCIC	III	A, CL, FR, I, IT, L, N, SW, UK, G	Yes	1/100	No	Yes	1/100	No	No	Barclays Global Investors	20-Dec-05
USD	145.18	-	0.73	Irish VCIC	III	A, CL, FR, I, IT, L, N, SW, UK, G	Yes	1/100	No	Yes	1/100	No	No	Barclays Global Investors	07-Sep-06
EUR	22.64	151.59	0.09	Luxembourg Part 1 SICAV	III	A, F, FR, G, IT, L, N, S, SP, SW, UK	No	1/100		No	1/100	No	No	DB X-Trackers	09-Jul-07
EUR	22.76	-	4.10	Luxembourg Part 1 SICAV	III	A, F, FR, G, IT, L, N, S, SP, SW, UK	No	1/100		No	1/100	No	No	DB X-Trackers	18-Jul-07
USD	34.72	-	0.20	Luxembourg Part 1 SICAV	III	A, F, FR, G, IT, L, N, S, SP, SW, UK	No	1/100		No	1/100	No	No	DB X-Trackers	03-Aug-07
USD	35.04	-	0.23	Luxembourg Part 1 SICAV	III	A, F, FR, G, IT, L, N, S, SP, SW, UK	No	1/100		No	1/100	No	No	DB X-Trackers	07-Sep-07
GB-p	1,801.00	-	0.20	Luxembourg Part 1 SICAV	III	A, F, FR, G, IT, L, N, S, SP, SW, UK	No	1/100		No	1/100	No	No	DB X-Trackers	07-Sep-07
EUR	22.97	-	0.20	Luxembourg Part 1 SICAV	III	A, F, FR, G, IT, L, N, S, SP, SW, UK	No	1/100		No	1/100	No	No	DB X-Trackers	29-Jan-08
EUR	115.03	786.69	2.67	French FCP	III	FR, G, IT, SG, SP	No	1/10	Yes	No	1/10	Yes	No	Lyxor Asset Management	26-Jul-05
EUR	114.70	-	4.88	French FCP	III	FR, G, IT, SG, SP	No	1/10	Yes	No	1/10	Yes	No	Lyxor Asset Management	25-Nov-05
EUR	115.70	-	1.10	French FCP	III	FR, G, IT, SG, SP	No	1/10	Yes	No	1/10	Yes	No	Lyxor Asset Management	19-Jan-06
EUR	114.45	-	0.03	French FCP	III	FR, G, IT, SG, SP	No	1/10	Yes	No	1/10	Yes	No	Lyxor Asset Management	30-Oct-07
USD	17.50	35.00	0.04	French SICAV	III	UK	Yes	1/100		No	1/100	No	No	Lyxor Asset Management	19-Oct-07
GB-p	898.25	-	0.09	French SICAV	III	UK	Yes	1/100		No	1/100	No	No	Lyxor Asset Management	22-Oct-07
EUR	30.60	35.55	0.69	German Index Fund	III	G	No	1/100	No		1/100	No	No	Barclays Global Investors	11-Apr-06
														AXA IM / BNP AM	Planned
														AXA IM / BNP AM	Planned
EUR	10.63	733.72	2.14	French FCP	III	A, FR, G, IT, SW, HK, SP	No	1/1	No		1/1	No	No	Lyxor Asset Management	07-Nov-06
USD	16.90	-	0.30	French FCP	III	A, FR, G, IT, SW, HK, SP	No	1/1	No		1/1	No	No	Lyxor Asset Management	18-Jan-07
EUR	10.72	-	0.12	French FCP	III	A, FR, G, IT, SW, HK, SP	No	1/1	No		1/1	No	No	Lyxor Asset Management	31-Jan-07
EUR	10.72	-	4.28	French FCP	III	A, FR, G, IT, SW, HK, SP	No	1/1	No		1/1	No	No	Lyxor Asset Management	24-Jan-07
EUR	10.82	-	0.03	French FCP	III	A, FR, G, IT, SW, HK, SP	No	1/1	No		1/1	No	No	Lyxor Asset Management	30-Oct-07
GB-p	624.00	46.30	0.43	French SICAV	III	SP, UK	No	1/10	No		1/10	No	No	Lyxor Asset Management	17-Sep-07
USD	12.16	-	0.03	French SICAV	III	SP, UK	No	1/10	No		1/10	No	No	Lyxor Asset Management	18-Sep-07
EUR	76.55	95.36	0.06	Luxembourg Part 1 SICAV	III	A, F, FR, G, IT, L, N, S, SP, SW, UK	No	1/1	No		1/1	No	No	DB X-Trackers	30-Jul-07
EUR	77.93	-	0.49	Luxembourg Part 1 SICAV	III	A, F, FR, G, IT, L, N, S, SP, SW, UK	No	1/1	No		1/1	No	No	DB X-Trackers	30-Jul-07
USD	121.22	-	0.06	Luxembourg Part 1 SICAV	III	A, F, FR, G, IT, L, N, S, SP, SW, UK	No	1/1	No		1/1	No	No	DB X-Trackers	07-Aug-07
GB-p	6,200.63	-	0.14	Luxembourg Part 1 SICAV	III	A, F, FR, G, IT, L, N, S, SP, SW, UK	No	1/1	No		1/1	No	No	DB X-Trackers	07-Sep-07
USD	120.79	-	0.09	Luxembourg Part 1 SICAV	III	A, F, FR, G, IT, L, N, S, SP, SW, UK	No	1/1	No		1/1	No	No	DB X-Trackers	07-Sep-07
EUR	21.31	158.32	0.94	French FCP	III	A, FR, IT, G, SG	No	1/100	No		1/100	No	No	Lyxor Asset Management	29-Sep-06
EUR	21.24	-	0.68	French FCP	III	A, FR, IT, G, SG	No	1/100	No		1/100	No	No	Lyxor Asset Management	14-Dec-06
GB-p	165.50	37.75	0.13	French FCP	III	UK	Yes	1/100	No		1/100	No	No	Lyxor Asset Management	14-Mar-08
USD	3.22	-	0.02	French FCP	III	UK	Yes	1/100	No		1/100	No	No	Lyxor Asset Management	14-Mar-08
EUR	21.15	-	0.03	French FCP	III	A, FR, IT, G, SG	No	1/100	No		1/100	No	No	Lyxor Asset Management	31-Jan-07
														Amas Bank	Planned

ETFs Listed in Europe



Name	Price Ticker		Intraday NAV		Index		ISIN	Approx. No of Stocks		Annual TER	
	Bloomberg	Reuters	Bloomberg	Reuters	Bloomberg	Reuters		ETF	Index	(bps)	Divs
iShares MSCI Japan	IJPN LN	IJPN.L	INAVIJP	IPNGBP=INAV	MXJP	.MSCIJP	IE00B02KXH56	382	382	59	S
Virt-X	IJPN VX	IJPN.VX	INAVIJP	IPNJJP=INAV	MXJP	.MSCIJP	IE00B02KXH56	382	382	59	S
Swiss Exchange	IJPN SW	IJPN.S	INAVIJP	IPNJJP=INAV	MXJP	.MSCIJP	IE00B02KXH56	382	382	59	S
Deutsche Boerse	IQQJ GY	IQQJ.DE	INAVIJP	IPNEUR=INAV	MXJP	.MSCIJP	DE000A0DPMW9	382	382	59	S
Borsa Italiana	IJPN IM	IJPN.MI	INAVIJP	IPNEUR=INAV	MXJP	.MSCIJP	IE00B02KXH56	382	382	59	S
Euronext Amsterdam	IJPN NA	IJPN.AS	INAVIJP	IPNEUR=INAV	MXJP	.MSCIJP	IE00B02KXH56	382	382	59	S
Euronext Paris	IJP FP	IJP.PA	INAVIJP	IPNEUR=INAV	MXJP	.MSCIJP	IE00B02KXH56	382	382	59	S
iShares MSCI Japan SmallCap	ISJP LN				MXJPSC		IE00B2QWDY88			59	
London Stock Exchange	IDJP LN				MXJPSC		IE00B2QWDY88			59	
Lyxor ETF Japan (TOPIX)	JPN FP	JPN.PA	VLJPN	.VLJPN	TPX	.TOPX	FR0010245514	1695	1695	50	A
Borsa Italiana	JPN IM	JPN.MI	VLJPN	.VLJPN	TPX	.TOPX	FR0010245514	1695	1695	50	A
Deutsche Boerse	LYXJPN GY	LYXJPN.DE	VLJPN	.VLJPN	TPX	.TOPX	FR0010245514	1695	1695	50	A
Swiss Exchange	LYJPN SW	LYJPN.S	LYJPN	.LYJPN	TPX	.TOPX	FR0010377028	1695	1695	50	A
Bolsa de Madrid	JPN SM	JPN.MC	LYJPN	.LYJPN	TPX	.TOPX	FR0010245514	1695	1695	50	A
Lyxor ETF JAPAN (TOPIX)	LTPX LN	LTPX.L	NVLLTPX		TPX	.TOPX	FR0010489450	1722	1722	50	S
London Stock Exchange	LTPU LN	LTPU.L	NVLLTPU		TPX	.TOPX	FR0010489450	1722	1722	50	S
db x-trackers MSCI Japan TRN	XMJP GR	XMJP.DE	XMJPNAV GY	XMJPNAV.DE	NDDUJN	.MSNRJP=U	LU0274209740	10	10	50	R
Borsa Italiana	XMJP IM	XMJP.MI	XMJPNAV	XMJPNAV.DE	NDDUJN	.MSNRJP=U	LU0274209740	10	10	50	R
Swiss Exchange	XMJP SW	XMJP.S	XMJPNAV		NDDUJN	.MSNRJP=U	LU0274209740	10	10	50	R
London Stock Exchange	XMJP LN	XMJP.L	XMJPNAV		NDDUJN	.MSNRJP=U	LU0274209740	10	10	50	R
London Stock Exchange	XMJD LN	XMJD.L	XMJPNAV		NDDUJN	.MSNRJP=U	LU0274209740	10	10	50	R
Euronext Paris	XMJP FP	XMJP.PA	XMJPNAV		NDDUJN	.MSNRJP=U	LU0274209740	10	10	50	R
Lyxor ETF FTSE RAFI Japan	RJP FP	RJP.PA	VLJJP	.VLJJP	FRJPN	.FTFRJPN	FR0010400796	351	351	75	A
Deutsche Boerse	LYXRJP GR	LYXRJP.DE	VLJJP	.VLJJP	FRJPN	.FTFRJPN	FR0010400796	351	351	75	A
Borsa Italiana	RJPN IM	RJPN.MI	VLJJP	.VLJJP	FRJPN	.FTFRJPN	FR0010400796	351	351	75	A
Lyxor ETF FTSE RAFI Japan	LRJP LN	LRJP.L			FRJPN	.FTFRJPN	FR0010526673	351	351	75	A
London Stock Exchange	LRJU LN	LRJU.L			FRJPN	.FTFRJPN	FR0010526673	351	351	75	A
iShares Nikkei 225® (DE)	FDJ100 SW	FDJPHU.S	FJPNNAV		MSDLIN		LU0136240974	100	100	50	S (Jan, Jul)
UBS-ETF DJ Japan Titans 100	FDJ100 GY	FDJPHU.DE	FJPNNAV		MSDLIN		LU0136240974	100	100	50	S (Jan, Jul)
Deutsche Boerse	FDJ100 VX	FDJPHU.VX	FJPTNAV		MSDLIN		LU0136240974	100	100	50	S (Jan, Jul)
Virt-X	UBSDJI SW	UBSDJI.S	UBSDNAV		MSDLIN		LU0258212462	100	100	30	S (Jan, Jul)
UBS-ETF DJ Japan Titans 100 I	IKOR LN	IKOR.L	INAVKORP	MKORGBP=INAV	MXKR	.MSCIKR	IE00B0M63391	96	96	74	S
iShares MSCI Korea	IKRA NA	IKRA.AS	INAVKORE	MKOREUR=INAV	MXKR	.MSCIKR	IE00B0M63391	96	96	74	S
Euronext Amsterdam	IQQK GY	IQQK.DE	INAVKORE	MKOREUR=INAV	MXKR	.MSCIKR	DE000A0HG2L3	96	96	74	S
Deutsche Boerse	IKOR IM	IKOR.MI	INAVKORE	MKOREUR=INAV	MXKR	.MSCIKR	IE00B0M63391	96	96	74	S
Borsa Italiana	IKOR SW	IKOR.S	INAVKORU	MKORUSD=INAV	MXKR	.MSCIKR	IE00B0M63391	96	96	74	S
Swiss Exchange	IKR FP	IKR.PA	INAVKORE	MKOREUR=INAV	MXKR	.MSCIKR	IE00B0M63391	96	96	74	S
Euronext Paris	IDKO LN	IDKO.L	INAVKORU	MKORUSD=INAV	MXKR	.MSCIKR	IE00B0M63391	96	96	74	S
London Stock Exchange	XSHJ GY										
db x-trackers S&P JAPAN 500 SHARIAH	KRW FP	KRW.PA	VLKRW	.VLKRW	MXKR	.MSCIKR	FR0010361691	91	91	65	A
Lyxor ETF MSCI Korea	LYXKRW GR	LYXKRW.DE	VLKRW	.VLKRW	MXKR	.MSCIKR	FR0010361691	91	91	65	A
Deutsche Boerse	KOR IM	KOR.MI	VLKRW	.VLKRW	MXKR	.MSCIKR	FR0010361691	91	91	65	A
Borsa Italiana	LMKO LN	LMKO.L	VLKRW	.VLKRW	MXKR	.MSCIKR	FR0010542100	91	91	65	A
Lyonx ETF MSCI Korea	LMKU LN	LMKU.L	VLKRW	.VLKRW	MXKR	.MSCIKR	FR0010542100	91	91	65	A
London Stock Exchange	XMKO GR	XMKO.DE	XSPRINAV	XMKONAV.DE	MXKR	.MSCIKR	LU0292100046	97	97	65	R
db x-trackers MSCI KOREA TRN	XMKO SW	XMKO.S	XSPRINAV	XMKONAV.DE	MXKR	.MSCIKR	LU0292100046	97	97	65	R
Swiss Exchange	XKS2 LN	XKS2.L	XMKONAV	XMKONAVGBP.DE	MXKR	.MSCIKR	LU0292100046	97	97	65	R
London Stock Exchange	XKSD LN	XKSD.L	XMKONAV	XMKONAVUSD.DE	MXKR	.MSCIKR	LU0292100046	97	97	65	R
London Stock Exchange	XMKO IM	XMKO.MI	XMKONAV	XMKONAVCHF.DE	MXKR	.MSCIKR	LU0292100046	97	97	65	R
Borsa Italiana	ITWN LN	ITWN.L	INAVTAIE	MTAIEUR=INAV	MTWT	.MSCITW	IE00B0M63623	112	112	74	S
iShares MSCI Taiwan	ITWN NA	ITWN.AS	INAVTAIE	MTAIEUR=INAV	MTWT	.MSCITW	IE00B0M63623	112	112	74	S
Euronext Amsterdam	IQQT GY	IQQT.DE	INAVTAIE	MTAIEUR=INAV	MTWT	.MSCITW	DE000A0HG2K5	112	112	74	S
Deutsche Boerse	ITWN IM	ITWN.MI	INAVTAIE	MTAIEUR=INAV	MTWT	.MSCITW	IE00B0M63623	112	112	74	S
Borsa Italiana	ITWN SW	ITWN.S	INAVTAIU	MTAIEUR=INAV	MTWT	.MSCITW	IE00B0M63623	112	112	74	S
Swiss Exchange	ITW FP	ITW.PA	INAVTAIE	MTAIEUR=INAV	MTWT	.MSCITW	IE00B0M63623	112	112	74	S
Euronext Paris	IDTW LN	IDTW.L	INAVTAIU	MTAIEUR=INAV	MTWT	.MSCITW	IE00B0M63623	112	112	74	S
London Stock Exchange	XMTW GR	XMTW.DE	XMTWINAV	XMTWINAV.DE	NDEUSTW	.MSNRWT=U	LU0292109187	110	110	65	R
db x-trackers MSCI Taiwan TRN	XMTW IM	XMTW.S	XMTWINAV	XMTWINAV.DE	NDEUSTW	.MSNRWT=U	LU0292109187	110	110	65	R
Borsa Italiana	XMTW SW	XMTW.S	XMTWINVU	XMTWINAVCHF.DE	NDEUSTW	.MSNRWT=U	LU0292109187	110	110	65	R
Swiss Exchange	XMTW LN	XMTW.L	XMTWINVG	XMTWINAVGBP.DE	NDEUSTW	.MSNRWT=U	LU0292109187	110	110	65	R
London Stock Exchange	XMTD LN	XMTD.L	XMTWINVG	XMTWINAVUSD.DE	NDEUSTW	.MSNRWT=U	LU0292109187	110	110	65	R
London Stock Exchange	XMTW FP	XMTW.PA			NDEUSTW	.MSNRWT=U	LU0292109187	110	110	65	R
Euronext Paris	TWN FP	TWN.PA	VLTURN		TAMSCI	.TAMSCI	FR0010444786			65	A
Lyonx ETF Taiwan	TWN IM	TWN.MI	VLTURN		TAMSCI	.TAMSCI	FR0010444786			65	A
Borsa Italiana	XFVT GR	XFVT.DE	XFVTINAV	XFVTNAV.DE	FVTTE		LU0322252924	31	31	85	R
db x-trackers FTSE VIETNAM	XFVT LN	XFVT.L	XFVTINVG	XFVTINAVG.DE	FVTTE		LU0322252924			85	R
London Stock Exchange	XVTD LN	XVTD.L	XFVTINVG	XFVTINAVG.DE	FVTTE		LU0322252924			85	R
db x-trackers S&P/ASX 200	XAUS GR	XAUS.DE	XAUSINAV	XAUSNAV.DE	AS51	.AXJO	LU0328474803	201	201	50	R
London Stock Exchange	XAUS LN	XAUS.L	XAUSINVG	XAUSINAVG.DE	AS51	.AXJO	LU0328474803			50	R
Lyonx ETF Thailand	THA FP	THA.PA	VLTHA		MXTH		FR0010398719			65	A
Lyonx ETF Malaysia	MAL FP	LYMAL.PA	VLMLA		MXMY		FR0010397554			65	A
Europe / Africa											
iShares MSCI Turkey	ITKY LN	ITKY.L	INAVTUKP	TUKGBP=INAV	MXTR	.CITR	IE00B1FZS574	30	30	74	S
London Stock Exchange	IDTK LN	IDTK.L	INAVTUKU	TUKUSD=INAV	MXTR	.CITR	IE00B1FZS574	30	30	74	S
Euronext Amsterdam	ITKY NA	ITKY.AS	INAVTUKU	TUKEUR=INAV	MXTR	.CITR	IE00B1FZS574	30	30	74	S
Deutsche Boerse	IQQS GR	IQQS.DE	INAVTUKU	TUKEUR=INAV	MXTR	.CITR	DE000A0QLQ01	30	30	74	S
Borsa Italiana	ITKY IM	ITKY.MI	INAVTUKU	TUKEUR=INAV	MXTR	.CITR	IE00B1FZS574	30	30	74	S
Euronext Paris	ITK FP	ITKY.PA	INAVTUKU	TUKEUR=INAV	MXTR	.CITR	IE00B1FZS574	30	30	74	S
Swiss Exchange	ITKY SW	ITKY.S	INAVTUKU	TUKUSD=INAV	MXTR	.CITR	IE00B1FZS574	30	30	74	S
Lyonx ETF DJ Turkey Titans 20	TUR FP	TUR.PA	VLTURN		TR20D	.TR20D	FR0010326256	20	20	65	A
Deutsche Boerse	LYXTUR GY	LYXTUR.DE	VLTURN		TR20D	.TR20D	FR0010326256	20	20	65	A
Borsa Italiana	TUR IM	TUR.MI	VLTURN		TR20D	.TR20D	FR0010326256	20	20	65	A
Swiss Exchange	LYTUR SW	LYTUR.S	VLTURN		TR20D	.TR20D	FR0010326256	20	20	65	A
Euronext Paris	LTRU LN	LTRU.L	VLTURN		TR20D	.TR20D	FR0010542126	20	20	65	A
Lyonx ETF DJ Turkey Titans 20	LTRK LN	LTRK.L	VLTURN		TR20D	.TR20D	FR0010542126	20	20	65	A
Market Access Dow Jones Turkey Titans 20SM	M9SE GR	AOMSJG.DE			TR20E		LU0269999362	20	20	60	R
Wiener Borse	MDJT AV				TR20E		LU0269999362	20	20	60	R
Dow Jones Islamic Market Turkey	DJMIT TI	DJMIT.IS			DJIMTR	.DJIMTR	TRYBZIM00042	23	23	112	Immediate
Turkish Smaller Companies Istanbul 25	SMIST TI	SMIST.IS			SMIST25T	.SMIST25	TRYBNBK00048	25	25	95*	R
Ak Securities S&P/IFC Turkey											



	Local		AUM		Avg Daily Volume												
Currency	Price ¹	(USD MM) ¹	(USD MM) ²	Fund Structure	UCITS	Reg's	UK Dist	Init. Index	PEA	Status ³	Ratio	Eligible	Options	Futures	Manager	Launch Date	
GB-p	677.50	1,951.07	2.76	Irish VCIC	III	A, CL, FR, I, IT, L, N, SW, UK, G	Yes	1/70	No	No	No	No	No	No	Barclays Global Investors	04-Oct-04	
JPY	1,355.00	-	0.31	Irish VCIC	III	A, CL, FR, I, IT, L, N, SW, UK, G	Yes	1/70	No	No	No	No	No	No	Barclays Global Investors	06-Dec-04	
JPY	1,350.00	-	0.54	Irish VCIC	III	A, CL, FR, I, IT, L, N, SW, UK, G	Yes	1/70	No	No	No	No	No	No	Barclays Global Investors	24-Feb-05	
EUR	8.53	-	1.53	Irish VCIC	III	A, CL, FR, I, IT, L, N, SW, UK, G	Yes	1/70	No	No	No	No	No	No	Barclays Global Investors	22-Feb-05	
EUR	8.55	-	3.07	Irish VCIC	III	A, CL, FR, I, IT, L, N, SW, UK, G	Yes	1/70	No	No	No	No	No	No	Barclays Global Investors	24-Feb-05	
EUR	8.54	-	0.50	Irish VCIC	III	A, CL, FR, I, IT, L, N, SW, UK, G	Yes	1/70	No	No	No	No	No	No	Barclays Global Investors	15-Feb-05	
EUR	8.48	-	0.36	Irish VCIC	III	A, CL, FR, I, IT, L, N, SW, UK, G	Yes	1/70	No	No	No	No	No	No	Barclays Global Investors	20-Dec-04	
GB-p															Barclays Global Investors	Planned	
USD															Barclays Global Investors	Planned	
EUR	84.49	659.33	1.40	French FCP	III	A, FR, G, IT, SW, SP	No	10/1	Yes	No	No	No	No	No	Lyxor Asset Management	17-Nov-05	
EUR	84.50	-	0.42	French FCP	III	A, FR, G, IT, SW, SP	No	10/1	Yes	No	No	No	No	No	Lyxor Asset Management	06-Apr-06	
EUR	84.30	-	1.03	French FCP	III	A, FR, G, IT, SW, SP	No	10/1	Yes	No	No	No	No	No	Lyxor Asset Management	09-Aug-06	
JPY	13,401.79	-	0.35	French FCP	III	A, FR, G, IT, SW, SP	No	10/1	Yes	No	No	No	No	No	Lyxor Asset Management	17-Jan-07	
EUR	84.30	-	0.00	French FCP	III	A, FR, G, IT, SW, SP	No	10/1	Yes	No	No	No	No	No	Lyxor Asset Management	19-Feb-08	
GB-p	672.75	40.03	0.06	French SICAV	III	UK	Yes	10/1	No	No	No	No	No	No	Lyxor Asset Management	25-Sep-07	
USD	13.09	-	0.07	French SICAV	III	UK	Yes	10/1	No	No	No	No	No	No	Lyxor Asset Management	25-Sep-07	
EUR	31.00	328.25	0.04	Luxembourg Part 1 SICAV	III	A, F, FR, G, IT, L, N, S, SP, SW, UK	No	1/100	No	No	No	No	No	No	DB X-Trackers	17-Jan-07	
EUR	30.44	-	1.18	Luxembourg Part 1 SICAV	III	A, F, FR, G, IT, L, N, S, SP, SW, UK	No	1/100	No	No	No	No	No	No	DB X-Trackers	15-Feb-07	
JPY	4,863.44	-	0.04	Luxembourg Part 1 SICAV	III	A, F, FR, G, IT, L, N, S, SP, SW, UK	No	1/100	No	No	No	No	No	No	DB X-Trackers	15-May-07	
GB-p	2,415.38	-	0.13	Luxembourg Part 1 SICAV	III	A, F, FR, G, IT, L, N, S, SP, SW, UK	No	1/100	No	No	No	No	No	No	DB X-Trackers	07-Sep-07	
USD	47.05	-	0.26	Luxembourg Part 1 SICAV	III	A, F, FR, G, IT, L, N, S, SP, SW, UK	No	1/100	No	No	No	No	No	No	DB X-Trackers	07-Sep-07	
EUR		-		Luxembourg Part 1 SICAV	III	A, F, FR, G, IT, L, N, S, SP, SW, UK	No	1/100	No	No	No	No	No	No	DB X-Trackers	23-Apr-08	
EUR	32.38	28.24	0.12	French FCP	III	FR, G, IT	No	1/100	Yes	No	No	No	No	No	Lyxor Asset Management	15-Feb-07	
EUR	31.75	-	0.00	French FCP	III	FR, G, IT	No	1/100	Yes	No	No	No	No	No	Lyxor Asset Management	24-May-07	
EUR	31.60	-	0.52	French FCP	III	FR, G, IT	No	1/100	Yes	No	No	No	No	No	Lyxor Asset Management	04-Sep-07	
GB-p	251.50	39.90	0.01	French FCP	III	UK	Yes	1/100	Yes	No	No	No	No	No	Lyxor Asset Management	14-Jan-08	
USD	4.91	-	0.01	French FCP	III	UK	Yes	1/100	Yes	No	No	No	No	No	Lyxor Asset Management	14-Jan-08	
EUR	8.63	242.59	2.89	German Index Fund	III	A, G	No	1/10	No	No	No	No	No	No	Barclays Global Investors	11-Jul-06	
CHF	43.00	642.33	0.43	Luxembourg SICAV	Yes	G, L, SW, UK	Yes	2	No	No	No	No	No	No	UBS Global Asset Management	13-Nov-01	
EUR	25.17	-	0.02	Luxembourg SICAV	Yes	G, L, SW, UK	Yes	2	No	No	No	No	No	No	UBS Global Asset Management	26-Sep-02	
JPY	4,270.00	-	0.68	Luxembourg SICAV	Yes	G, L, SW, UK	Yes	2	No	No	No	No	No	No	UBS Global Asset Management	18-Oct-05	
JPY	4,250,100.00	-	0.08	Luxembourg SICAV	Yes	G, L, SW, UK	Yes	2000	No	No	No	No	No	No	UBS Global Asset Management	30-Oct-06	
GB-p	1,800.50	157.12	0.42	Irish VCIC	III	A, CL, FR, I, IT, L, N, SW, UK, G	Yes		No	No	No	No	No	No	Barclays Global Investors	21-Nov-05	
EUR	23.43	-	0.22	Irish VCIC	III	A, CL, FR, I, IT, L, N, SW, UK, G	Yes		No	No	No	No	No	No	Barclays Global Investors	28-Nov-05	
EUR	22.55	-	0.45	Irish VCIC	III	A, CL, FR, I, IT, L, N, SW, UK, G	Yes		No	No	No	No	No	No	Barclays Global Investors	23-Feb-06	
EUR	22.83	-	0.42	Irish VCIC	III	A, CL, FR, I, IT, L, N, SW, UK, G	Yes		No	No	No	No	No	No	Barclays Global Investors	07-Mar-06	
USD	35.23	-	0.10	Irish VCIC	III	A, CL, FR, I, IT, L, N, SW, UK, G	Yes		No	No	No	No	No	No	Barclays Global Investors	20-Mar-06	
EUR	22.89	-	0.25	Irish VCIC	III	A, CL, FR, I, IT, L, N, SW, UK, G	Yes		No	No	No	No	No	No	Barclays Global Investors	12-Jun-06	
USD	35.93	-	0.09	Irish VCIC	III	A, CL, FR, I, IT, L, N, SW, UK, G	Yes		No	No	No	No	No	No	Barclays Global Investors	07-Sep-06	
															DB X-Trackers	Planned	
EUR	31.50	66.22	0.39	French FCP	III	A, FR, IT, G, SG, HK	No	1/100	No	No	No	No	No	No	Lyxor Asset Management	29-Sep-06	
EUR	30.94	-	0.00	French FCP	III	A, FR, IT, G, SG, HK	No	1/100	No	No	No	No	No	No	Lyxor Asset Management	31-Jan-07	
EUR	31.22	-	0.36	French FCP	III	A, FR, IT, G, SG, HK	No	1/100	No	No	No	No	No	No	Lyxor Asset Management	14-Dec-06	
GB-p	247.75	36.85	0.02	French FCP	III	UK	No	1/100	No	No	No	No	No	No	Lyxor Asset Management	13-Mar-08	
USD	4.83	-	0.02	French FCP	III	UK	No	1/100	No	No	No	No	No	No	Lyxor Asset Management	13-Mar-08	
EUR	35.02	81.80	0.02	Luxembourg Part 1 SICAV	III	A, F, FR, G, IT, L, N, S, SP, SW, UK	No	1/100	No	No	No	No	No	No	DB X-Trackers	30-Jul-07	
USD	54.07	-	0.03	Luxembourg Part 1 SICAV	III	A, F, FR, G, IT, L, N, S, SP, SW, UK	No	1/100	No	No	No	No	No	No	DB X-Trackers	06-Aug-07	
GB-p	2,785.13	-	0.09	Luxembourg Part 1 SICAV	III	A, F, FR, G, IT, L, N, S, SP, SW, UK	No	1/100	No	No	No	No	No	No	DB X-Trackers	07-Sep-07	
USD	54.25	-	0.11	Luxembourg Part 1 SICAV	III	A, F, FR, G, IT, L, N, S, SP, SW, UK	No	1/100	No	No	No	No	No	No	DB X-Trackers	07-Sep-07	
EUR	35.38	-	0.81	Luxembourg Part 1 SICAV	III	A, F, FR, G, IT, L, N, S, SP, SW, UK	No	1/100	No	No	No	No	No	No	DB X-Trackers	18-Sep-07	
GB-p	2,010.00	318.92	3.08	Irish VCIC	III	A, CL, FR, I, IT, L, N, SW, UK, G	Yes		No	No	No	No	No	No	Barclays Global Investors	21-Nov-05	
EUR	25.18	-	0.15	Irish VCIC	III	A, CL, FR, I, IT, L, N, SW, UK, G	Yes		No	No	No	No	No	No	Barclays Global Investors	28-Nov-05	
EUR	25.00	-	0.50	Irish VCIC	III	A, CL, FR, I, IT, L, N, SW, UK, G	Yes		No	No	No	No	No	No	Barclays Global Investors	20-Feb-06	
EUR	25.39	-	0.34	Irish VCIC	III	A, CL, FR, I, IT, L, N, SW, UK, G	Yes		No	No	No	No	No	No	Barclays Global Investors	07-Mar-06	
USD	38.87	-	0.34	Irish VCIC	III	A, CL, FR, I, IT, L, N, SW, UK, G	Yes		No	No	No	No	No	No	Barclays Global Investors	20-Mar-06	
EUR	25.39	-	0.25	Irish VCIC	III	A, CL, FR, I, IT, L, N, SW, UK, G	Yes		No	No	No	No	No	No	Barclays Global Investors	12-Jun-06	
USD	39.11	-	0.15	Irish VCIC	III	A, CL, FR, I, IT, L, N, SW, UK, G	Yes		No	No	No	No	No	No	Barclays Global Investors	07-Sep-06	
EUR	12.00	121.46	0.01	Luxembourg Part 1 SICAV	III	A, F, FR, G, IT, L, N, S, SP, SW, UK	No	1/10	No	No	No	No	No	No	DB X-Trackers	09-Jul-07	
EUR	12.13	-	0.34	Luxembourg Part 1 SICAV	III	A, F, FR, G, IT, L, N, S, SP, SW, UK	No	1/10	No	No	No	No	No	No	DB X-Trackers	18-Jul-07	
USD	18.77	-	0.11	Luxembourg Part 1 SICAV	III	A, F, FR, G, IT, L, N, S, SP, SW, UK	No	1/10	No	No	No	No	No	No	DB X-Trackers	06-Aug-07	
GB-p	969.63	-	0.07	Luxembourg Part 1 SICAV	III	A, F, FR, G, IT, L, N, S, SP, SW, UK	No	1/10	No	No	No	No	No	No	DB X-Trackers	07-Sep-07	
USD	18.89	-	0.13	Luxembourg Part 1 SICAV	III	A, F, FR, G, IT, L, N, S, SP, SW, UK	No	1/10	No	No	No	No	No	No	DB X-Trackers	07-Sep-07	
EUR		-		Luxembourg Part 1 SICAV	III	A, F, FR, G, IT, L, N, S, SP, SW, UK	No	1/10	No	No	No	No	No	No	DB X-Trackers	21-Apr-08	
EUR	7.27	46.70	0.21	French SICAV	III	FR, IT	No	1/10	No	No	No	No	No	No	Lyxor Asset Management	18-Mar-08	
EUR	7.27	-	0.08	French SICAV	III	FR, IT	No	1/10	No	No	No	No	No	No	Lyxor Asset Management	27-Mar-08	
EUR	36.15	75.99	0.19	Luxembourg Part 1 SICAV	III	G, F, A, N, L, SP, UK, FR	No	1/10	No	No	No	No	No	No	DB X-Trackers	06-Feb-08	
GB-p	1,469.00	-	0.15	Luxembourg Part 1 SICAV	III	G, F, A, N, L, SP, UK, FR	No	1/10	No	No	No	No	No	No	DB X-Trackers	08-Feb-08	
USD	56.21	-	0.42	Luxembourg Part 1 SICAV	III	G, F, A, N, L, SP, UK, FR	No	1/10	No	No	No	No	No	No	DB X-Trackers	08-Feb-08	
EUR	22.76	8.86		Luxembourg Part 1 SICAV	III	G, F, A, N, L, SP, UK, FR	No	1/1000	No	No	No	No	No	No	DB X-Trackers	06-Feb-08	
GB-p	1,787.38	-	0.17	Luxembourg Part 1 SICAV	III	G, F, A, N, L, SP, UK, FR	No	1/1000	No	No	No	No	No	No	DB X-Trackers	08-Feb-08	
EUR	7.33	28.53	0.02	French FCP	III	FR	No		No	No	No	No	No	No	Lyxor Asset Management	26-Mar-08	
EUR	9.84	27.58	0.00	French FCP	III	FR	No		No	No	No	No	No	No	Lyxor Asset Management	27-Mar-08	
GB-p	1,744.54	197.22	1.60	Irish VCIC	III	A, CL, FR, I, IT, L, N, SW, UK, G	Yes		No	No	No	No	No	No	Barclays Global Investors	06-Nov-06	
USD	33.99	-	0.07	Irish VCIC	III	A, CL, FR, I, IT, L, N, SW, UK, G	Yes		No	No	No	No	No	No	Barclays Global Investors	13-Nov-06	
EUR	22.10	-	0.15	Irish VCIC	III	A, CL, FR, I, IT, L, N, SW, UK, G	Yes		No	No	No	No	No	No	Barclays Global Investors		

ETFs Listed in Europe



Name	Price Ticker		Intraday NAV		Index		ISIN	Approx. No of Stocks		Annual TER	Divs
	Bloomberg	Reuters	Bloomberg	Reuters	Bloomberg	Reuters		ETF	Index		
Dow Jones Istanbul 20	DJIST TI	DJISTI.IS		DJIST	TR20I	.TR20	TRMCU1WWWVW3	20	20	95*	R
Dow Jones Non-Financial Istanbul 20	NFIST TI	NFISTI.IS		NFIST	NFI20	.NFI20	TRYFNBK00030	20	20	95*	R
Lyxor ETF Russia (DJ RusIndex Titans 10)	RUS FP	RUS.PA	VLRS	.VLRS	RU10D	.RU10	FR0010326140	10	10	65	A
Borsa Italiana	RUS IM	RUS.MI	VLRS	.VLRS	RU10D	.RU10	FR0010326140	10	10	65	A
Swiss Exchange	LYRUS SW	LYRUS.S	VLRS	.VLRS	RU10D	.RU10	FR0010326140	10	10	65	A
Deutsche Boerse	LYXRS GY	LYXRS.DE	VLRS	.VLRS	RU10D	.RU10	FR0010326140	10	10	65	A
Bolsa de Madrid	RUSS SM	LRUSS.MC	VLRS	.VLRS	RU10D	.RU10	FR0010326140	10	10	65	A
Lyxor ETF Russia (DJ RusIndex Titans 10)	LRUS LN	LRUS.L	NVLLRUS		RU10D	.RU10	FR0010499913	10	10	65	S
London Stock Exchange	LRUU LN	LRUU.L	NVLLRUU		RU10D	.RU10	FR0010499913	10	10	65	S
Market Access DaxGlobal Russia	M9SJ GR	A0MU3V.DE	DXGRUSNV		DXRP		LU0269999958	24	24	70	R
Euronext Amsterdam	MDRI NA	MDRI.AS	VLDR		DXRP		LU0269999958	24	24	70	R
Swiss Exchange	MDRI SW	MDRI.S	VLDR		DXRP		LU0269999958	24	24	70	R
Wiener Borse	MDRI AV		VLDR		DXRP		LU0269999958	24	24	70	R
EasyETF DJ Russia 15											
db x-trackers MSCI RUSSIA CAPED	XMRC GR	XMRC.DE	XMRCINAV	XMRCNAV.DE	MXRUC25P	MXRUC25P	LU0322252502	31	31	65	A
London Stock Exchange	XMRC LN	XMRC.L	XMRCINVG	XMRCINAVG.DE	MXRUC25P	MXRUC25P	LU0322252502	31	31	65	A
London Stock Exchange	XMRD LN	XMRD.L	XMRCINVG	XMRCINAVG.DE	MXRUC25P	MXRUC25P	LU0322252502	31	31	65	A
Lyxor ETF MSCI Greece	GRE FP	GRE.PA	VLGRE	.VLGRE	MXGR	.MSCIGR	FR0010405431	18	18	45	A
Borsa Italiana	GRC IM	GRC.MI	VLGRE	.VLGRE	MXGR	.MSCIGR	FR0010405431	18	18	45	A
Deutsche Boerse	LYXGRE GR	LYXGRE.DE	VLGRE	.VLGRE	MXGR	.MSCIGR	FR0010405431	18	18	45	A
ALPHA ETF FTSE Athens 20 DOMESTIC EQUITIES	AETF20 GA		IETF20		FTASE		GRF000013000	20	20	37.5*	
Lyxor ETF South Africa	AFS FP	AFS.PA	VLAFS	.VLAFS	TOP40	.JTOPI	FR0010464446	40	40	65	A
Deutsche Boerse	LYXAFS GR	LYXAFS.DE	VLAFS	.VLAFS	TOP40	.JTOPI	FR0010464446	40	40	65	A
Borsa Italiana	SAFRI IM	SAFRI.MI	VLAFS	.VLAFS	TOP40	.JTOPI	FR0010464446	40	40	65	A
Lyxor ETF South Africa	LSAF LN	LSAF.L	NVLLSAF		TOP40	.JTOPI	FR0010465633	41	41	65	S
London Stock Exchange	LSAU LN	LSAU.L	NVLLSAU		TOP40	.JTOPI	FR0010465633	41	41	65	S
Market Access FTSE/JSE Africa Top 40	M9SK GR	A0MU3V.DE			TOP40	.JTOPI	LU0270000028	40	40	70	R
Euronext Amsterdam	MFAI NA	MFAI.AS	VLFAI		TOP40	.JTOPI	LU0270000028	40	40	70	R
Swiss Exchange	MFAI SW	MFAI.S			TOP40	.JTOPI	LU0270000028	40	40	70	R
Wiener Borse	MFAI AV				TOP40	.JTOPI	LU0270000028	40	40	70	R
BUX	BUXETF HB	BUXETF.BU	BUXINAV		BUX	.BUX	HU0000704960	11	11	54	
Americas											
iShares MSCI Brazil	IBZL LN	IBZL.L	INAVBRAP	MBRAGBP=INAV	MXBR	.MSCIBR	IE00B0M63516	54	54	74	Q
Euronext Amsterdam	IBZL NA	IBZL.AS	INAVBRAE	MBRAEUR=INAV	MXBR	.MSCIBR	IE00B0M63516	54	54	74	Q
Deutsche Boerse	IQQB GY	IQQB.DE	INAVBRAE	MBRAEUR=INAV	MXBR	.MSCIBR	DE000A0HG2M1	54	54	74	Q
Borsa Italiana	IBZL IM	IBZL.MI	INAVBRAE	MBRAEUR=INAV	MXBR	.MSCIBR	IE00B0M63516	54	54	74	Q
Swiss Exchange	IBZL SW	IBZL.S	INAVBRAU	MBRAUSD=INAV	MXBR	.MSCIBR	IE00B0M63516	54	54	74	Q
Euronext Paris	IBZ FP	IBZ.PA	INAVBRAE	MBRAEUR=INAV	MXBR	.MSCIBR	IE00B0M63516	54	54	74	Q
London Stock Exchange	IDBZ LN	IDBZ.L	INAVBRAU	MBRAGBP=INAV	MXBR	.MSCIBR	IE00B0M63516	54	54	74	Q
Lyxor ETF Brazil (Ibovespa)	RIO FP	RIO.PA	VLRIO		IBOV	.BVSP	FR0010408799	63	63	65	R
Deutsche Boerse	LYXRIO GR	LYXRIO.DE	VLRIO	.VLRIO	IBOV	.BVSP	FR0010408799	63	63	65	R
Swiss Exchange	LYRIO SW	LYRIO.S	VLRIO		IBOV	.BVSP	FR0010413294	63	63	65	R
Borsa Italiana	BRA IM	BRA.MI	VLRIO	.VLRIO	IBOV	.BVSP	FR0010408799	63	63	65	R
Lyxor ETF Brazil (IBOVESPA)	LBZ LN	LBZ.L	NVLLBRZ		IBOV	.BVSP	FR0010499731	63	63	65	S
London Stock Exchange	LBZ LN	LBZ.L	NVLLBRZ		IBOV	.BVSP	FR0010499731	63	63	65	S
db x-trackers MSCI Brazil TRN	XMBR GR	XMBR.DE	XMBRINAV	XMBRNAV.DE	NDUEBRAF	.MSNRBR=U	LU0292109344	54	54	65	R
Borsa Italiana	XMBR IM	XMBR.MI	XMBRINAV	XMBRNAV.DE	NDUEBRAF	.MSNRBR=U	LU0292109344	54	54	65	R
Swiss Exchange	XMBR SW	XMBR.S	XMBRINAV	XMBRNAVCH.F.DE	NDUEBRAF	.MSNRBR=U	LU0292109344	54	54	65	R
London Stock Exchange	XMBR LN	XMBR.L	XMBRINAV	XMBRNAVCH.F.DE	NDUEBRAF	.MSNRBR=U	LU0292109344	54	54	65	R
London Stock Exchange	XMBD LN	XMBD.L	XMBRINAV	XMBRNAVCH.F.DE	NDUEBRAF	.MSNRBR=U	LU0292109344	54	54	65	R
Euronext Paris	XBR FP	XBR.PA	XMBRINAV		NDUEBRAF	.MSNRBR=U	LU0292109344	54	54	65	R
EasyETF DJ Brazil 15											
BBVA-Accion FTSE Latibex Brasil	BBVAB SM	BBVAB.MC			LATIBEXB	.LATIBEXB	ES0105322004	13	13	55	S
BBVA-Accion Ftse Latibex Top	BBVAL SM	BBVAL.MC			LATIBEXT	.LATIBEXT	ES0105304002	15	15	55	S
Global Exposure											
Broad Based											
iShares MSCI World	IWRD LN	IWRD.L	INAVWOPR	MWORGBP=INAV	MXWO	.MSCIWO	IE00B0M62Q58	605	1889	50	Q
Euronext Amsterdam	IWRD NA	IWRD.AS	INAVWORE	MWOREUR=INAV	MXWO	.MSCIWO	IE00B0M62Q58	605	1889	50	Q
Deutsche Boerse	IQQW GY	IQQW.DE	INAVWORE	MWOREUR=INAV	MXWO	.MSCIWO	DE000A0HGZR1	605	1889	50	Q
Borsa Italiana	IWRD IM	IWRD.MI	INAVWORE	MWOREUR=INAV	MXWO	.MSCIWO	IE00B0M62Q58	605	1889	50	Q
Swiss Exchange	IWRD SW	IWRD.S	INAVWORU	MWORUSD=INAV	MXWO	.MSCIWO	IE00B0M62Q58	605	1889	50	Q
Euronext Paris	IWD FP	IWD.PA	INAVWORE	MWOREUR=INAV	MXWO	.MSCIWO	IE00B0M62Q58	605	1889	50	Q
London Stock Exchange	IDWR LN	IDWR.L	INAVWORU	MWORUSD=INAV	MXWO	.MSCIWO	IE00B0M62Q58	605	1889	50	Q
iShares MSCI World Islamic	ISWD LN	ISWD.L	INAVWIDG	ISEMGBP=IN	MIWO	.MSWO00000IPUS	IE00B27YCN58	299	299	60	Q
London Stock Exchange	ISDW LN	ISDW.L	INAVWIDU	ISEMUSD=IN	MIWO	.MSWO00000IPUS	IE00B27YCN58	299	299	60	Q
Euronext Amsterdam	ISWD NA	ISWD.AS	INAVISWDE	ISEMEUR=IN	MIWO	.MSWO00000IPUS	IE00B27YCN58	299	299	60	Q
Deutsche Boerse	IUSD GR	IUSD.DE			MIWO	.MSWO00000IPUS	DE000A0NA0L5	299	299	60	Q
Lyxor ETF MSCI World	WLD FP	WLD.PA	VLWLD	.VLWLD	MXWO	.MSCIWO	FR0010315770	1798	1798	45	A
Deutsche Boerse	LYXWLD GY	LYXWLD.DE	VLWLD	.VLWLD	MXWO	.MSCIWO	FR0010315770	1798	1798	45	A
Borsa Italiana	WLD IM	WLD.MI	VLWLD	.VLWLD	MXWO	.MSCIWO	FR0010315770	1798	1798	45	A
Swiss Exchange	LYWLD SW	LYWLD.S	LYWLD	.LYWLD	MXWO	.MSCIWO	FR0010372201	1798	1798	45	A
Lyxor ETF MSCI World	LWOR LN	LWOR.L	VLWLD	.VLWLD	MXWO	.MSCIWO	FR0010551648	1798	1798	45	A
London Stock Exchange	LWOU LN	LWOU.L	VLWLD	.VLWLD	MXWO	.MSCIWO	FR0010551648	1798	1798	45	A
db x-trackers MSCI World TRN	XMWO GR	XMWO.DE	XMWOINAV	XMWONAV.DE	NDDUWI	.MSNRWO=U	LU0274208692	10	10	45	R
Borsa Italiana	XMWO IM	XMWO.MI	XMWOINAV	XMWONAV.DE	NDDUWI	.MSNRWO=U	LU0274208692	10	10	45	R
Swiss Exchange	XMWO SW	XMWO.S	XMWOINAV		NDDUWI	.MSNRWO=U	LU0274208692	10	10	45	R
London Stock Exchange	XMWO LN	XMWO.L	XMWOINAV		NDDUWI	.MSNRWO=U	LU0274208692	10	10	45	R
London Stock Exchange	XMWD LN	XMWD.L	XMWOINAV		NDDUWI	.MSNRWO=U	LU0274208692	10	10	45	R
Euronext Paris	XMWO FP	XMWO.PA			NDDUWI	.MSNRWO=U	LU0274208692	10	10	45	R
Lyxor ETF Dow Jones Global Titans 50	MGT FP	MGT.PA	VLMTGT	.VLMTGT	DJGTE	.DJGTE	FR00007075494	50	50	40	A (Feb)
Borsa Italiana	MGT IM	MGT.MI	VLMTGT	.VLMTGT	DJGTE	.DJGTE	FR00007075494	50	50	40	A (Feb)
Swiss Exchange	MGT SW	MGT.S	VLMTGT	.VLMTGT	DJGTE	.DJGTE	FR00007075494	50	50	40	A (Feb)
Wiener Borse	MGT AV	FR00007075494.VI	VLMTGT	.VLMTGT	DJGTE	.DJGTE	FR00007075494	50	50	40	A
Bolsa de Madrid											
iShares Dow Jones Global Titans 50 (DE)	DJGTEEX GY	DJGTEEX.DE	DJGTENAV	DJGTENAV.DE	DJGTE	.DJGTE	DE0006289382	50	50	52	A (Jun)
EasyETF Global Titans 50	ETT FP	ETT.PA	VLETT	.ETT	DJGTE	.DJGTE	FR0000973596	50	50	45	R
EasyETF Dow Jones Islamic Market Titans 100	ETI SW	ETI.S	VLETI	.VLETI	IMXLT	.IMXLT	FR0010378570	100	100	50	R
db X-Trackers DJ ISLAMIC MARKET TITANS 100(sm)	XIMT GY										
db x-trackers DJ STOXX Global Select Dividend 100	XGSD GR	XGSD.DE	XGSDINAV	XGSDNAV.DE	SDGP	.SDGP	LU0292096186	100	100	50	A



Currency	Local Price ¹	AUM (USD MM) ¹	Avg Daily Volume (USD MM) ²	Fund Structure	UCITS	Reg's	UK Dist	Init. Index	PEA	Status ³	Ratio	Options	Futures	Manager	Launch Date
TRY	11.35	65.02	8.52	Equity Fund	Yes	T	No		No	No	No	No	No	Finans Portföy Yönetimi	14-Jan-05
TRY	13.35	2.10	1.26	Equity Fund	Yes	T	No		No	No	No	No	No	Finans Portföy Yönetimi	26-Dec-05
EUR	41.85	880.05	4.43	French FCP	III	A, FR, G, IT, SW, HK, SP	No	1/100	Yes	No	No	No	No	Lyxor Asset Management	22-Jun-06
EUR	41.30	-	1.47	French FCP	III	A, FR, G, IT, SW, HK, SP	No	1/100	Yes	No	No	No	No	Lyxor Asset Management	14-Sep-06
USD	63.50	-	1.09	French FCP	III	A, FR, G, IT, SW, HK, SP	No	1/100	No	No	No	No	No	Lyxor Asset Management	24-Oct-06
EUR	41.40	-	0.77	French FCP	III	A, FR, G, IT, SW, HK, SP	No	1/100	No	No	No	No	No	Lyxor Asset Management	19-Sep-06
EUR	41.53	-	0.03	French FCP	III	A, FR, G, IT, SW, HK, SP	No	1/100	No	No	No	No	No	Lyxor Asset Management	30-Oct-07
GB-p	3,256.00	33.71	0.27	French FCP	III	UK	No	1/100	No	No	No	No	No	Lyxor Asset Management	18-Oct-07
USD	63.49	-	0.09	French FCP	III	UK	No	1/100	No	No	No	No	No	Lyxor Asset Management	18-Oct-07
EUR	60.25	18.58	0.02	Luxembourg SICAV	III	A, G, NA, SW			No	No	No	No	No	ABN Amro Bank	09-Jul-07
EUR	60.80	-	0.04	Luxembourg SICAV	III	A, G, NA, SW			No	No	No	No	No	ABN Amro Bank	07-Sep-07
USD	91.94	-	0.01	Luxembourg SICAV	III	A, G, NA, SW			No	No	No	No	No	ABN Amro Bank	14-Dec-07
EUR	49.43	-	-	Luxembourg SICAV	III	A, G, NA, SW			No	No	No	No	No	ABN Amro Bank	10-Mar-08
EUR	33.73	36.77	0.01	Luxembourg Part 1 SICAV	III	G, F, A, N, L, SP, UK, FR	No	1/100		No	No	No	No	AXA IM / BNP AM	Planned
GB-p	2,692.00	-	0.06	Luxembourg Part 1 SICAV	III	G, F, A, N, L, SP, UK, FR	No	1/100		No	No	No	No	DB X-Trackers	08-Feb-08
USD	51.56	-	0.03	Luxembourg Part 1 SICAV	III	G, F, A, N, L, SP, UK, FR	No	1/100		No	No	No	No	DB X-Trackers	08-Feb-08
EUR	12.51	29.03	0.14	French FCP	III	FR, G, IT	No	1/10		No	No	No	No	Lyxor Asset Management	09-Jan-07
EUR	12.38	-	0.02	French FCP	III	FR, G, IT	No	1/10		No	No	No	No	Lyxor Asset Management	13-Apr-07
EUR	12.25	-	0.01	French FCP	III	FR, G, IT	No	1/10		No	No	No	No	Lyxor Asset Management	01-Feb-07
EUR	22.50	211.72	0.33	French FCP	III	G	No		No	No	No	No	No	Alpha Asset Management	24-Jan-08
EUR	26.02	91.20	0.17	French FCP	III	FR, G, IT	No	1/100		No	No	No	No	Lyxor Asset Management	12-Jun-07
EUR	25.93	-	0.01	French FCP	III	FR, G, IT	No	1/100		No	No	No	No	Lyxor Asset Management	29-Jun-07
EUR	25.11	-	0.37	French FCP	III	FR, G, IT	No	1/100		No	No	No	No	Lyxor Asset Management	28-Sep-07
GB-p	2,024.50	48.18	0.08	French SICAV	III	UK	Yes	1/100		No	No	No	No	Lyxor Asset Management	17-Sep-07
USD	40.43	-	0.05	French SICAV	III	UK	Yes	1/100		No	No	No	No	Lyxor Asset Management	18-Sep-07
EUR	26.06	7.39	0.01	Luxembourg SICAV	III	A, G, NA, SW			No	No	No	No	No	ABN Amro Bank	09-Jul-07
EUR	25.92	-	0.00	Luxembourg SICAV	III	A, G, NA, SW			No	No	No	No	No	ABN Amro Bank	07-Sep-07
USD	39.83	-	0.01	Luxembourg SICAV	III	A, G, NA, SW			No	No	No	No	No	ABN Amro Bank	14-Dec-07
EUR	26.17	-	0.00	Luxembourg SICAV	III	A, G, NA, SW			No	No	No	No	No	ABN Amro Bank	02-Jan-08
HUF	977.00	24.31	0.08	Hungarian Equity ETF		H		1/100		No	No	Yes		OTP Fund Management	13-Dec-06
GB-p	3,611.00	751.99	5.52	Irish VCIC	III	A, CL, FR, I, IT, L, N, SW, UK, G	Yes		No	No	No	No	No	Barclays Global Investors	21-Nov-05
EUR	46.50	-	0.73	Irish VCIC	III	A, CL, FR, I, IT, L, N, SW, UK, G	Yes		No	No	No	No	No	Barclays Global Investors	28-Nov-05
EUR	46.50	-	2.47	Irish VCIC	III	A, CL, FR, I, IT, L, N, SW, UK, G	Yes		No	No	No	No	No	Barclays Global Investors	23-Feb-06
EUR	46.32	-	6.94	Irish VCIC	III	A, CL, FR, I, IT, L, N, SW, UK, G	Yes		No	No	No	No	No	Barclays Global Investors	07-Mar-06
USD	70.66	-	0.71	Irish VCIC	III	A, CL, FR, I, IT, L, N, SW, UK, G	Yes		No	No	No	No	No	Barclays Global Investors	20-Mar-06
EUR	46.33	-	1.04	Irish VCIC	III	A, CL, FR, I, IT, L, N, SW, UK, G	Yes		No	No	No	No	No	Barclays Global Investors	12-Jun-06
USD	70.34	-	0.19	Irish VCIC	III	A, CL, FR, I, IT, L, N, SW, UK, G	Yes		No	No	No	No	No	Barclays Global Investors	07-Sep-06
EUR	26.74	385.13	2.55	French FCP	III	FR, G, IT, SW	No	1/1000	Yes	No	No	No	No	Lyxor Asset Management	30-Jan-07
EUR	26.91	-	0.17	French FCP	III	FR, G, IT, SW	No	1/1000	Yes	No	No	No	No	Lyxor Asset Management	14-Mar-07
USD	40.23	-	0.49	French FCP	III	FR, G, IT, SW	No	1/1000	Yes	No	No	No	No	Lyxor Asset Management	22-Mar-07
EUR	26.85	-	1.44	French FCP	III	FR, G, IT, SW	No	1/1000	Yes	No	No	No	No	Lyxor Asset Management	13-Apr-07
GB-p	2,095.00	58.17	0.15	French FCP	III	UK	Yes	1/1000		No	No	No	No	Lyxor Asset Management	18-Oct-07
USD	40.79	-	0.09	French FCP	III	UK	Yes	1/1000		No	No	No	No	Lyxor Asset Management	18-Oct-07
EUR	50.06	214.36	0.07	Luxembourg Part 1 SICAV	III	A, F, FR, G, IT, L, N, S, SP, SW, UK	No	1/10		No	No	No	No	DB X-Trackers	09-Jul-07
EUR	50.52	-	3.02	Luxembourg Part 1 SICAV	III	A, F, FR, G, IT, L, N, S, SP, SW, UK	No	1/10		No	No	No	No	DB X-Trackers	18-Jul-07
USD	76.65	-	0.34	Luxembourg Part 1 SICAV	III	A, F, FR, G, IT, L, N, S, SP, SW, UK	No	1/10		No	No	No	No	DB X-Trackers	06-Aug-07
GB-p	3,935.25	-	0.72	Luxembourg Part 1 SICAV	III	A, F, FR, G, IT, L, N, S, SP, SW, UK	No	1/10		No	No	No	No	DB X-Trackers	07-Sep-07
USD	76.67	-	0.48	Luxembourg Part 1 SICAV	III	A, F, FR, G, IT, L, N, S, SP, SW, UK	No	1/10		No	No	No	No	DB X-Trackers	07-Sep-07
EUR	49.84	-	0.17	Luxembourg Part 1 SICAV	III	A, F, FR, G, IT, L, N, S, SP, SW, UK	No	1/10		No	No	No	No	DB X-Trackers	06-Feb-08
EUR	155.80	192.14	0.06	Spanish	III	SP	No	1/100		No	No	No	No	AXA IM / BNP AM	Planned
EUR	55.75	364.00	0.07	Spanish	III	SP, MX	No	1/100		No	No	No	No	BBVA Asset Management	26-Jul-07
GB-p	1,663.00	1,332.51	1.80	Irish VCIC	III	A, CL, FR, I, IT, L, N, SW, UK, G	Yes		No	No	No	No	No	Barclays Global Investors	31-Oct-05
EUR	21.12	-	0.46	Irish VCIC	III	A, CL, FR, I, IT, L, N, SW, UK, G	Yes		No	No	No	No	No	Barclays Global Investors	28-Nov-05
EUR	21.18	-	1.04	Irish VCIC	III	A, CL, FR, I, IT, L, N, SW, UK, G	Yes		No	No	No	No	No	Barclays Global Investors	20-Feb-06
EUR	21.00	-	1.66	Irish VCIC	III	A, CL, FR, I, IT, L, N, SW, UK, G	Yes		No	No	No	No	No	Barclays Global Investors	07-Mar-06
USD	32.50	-	0.63	Irish VCIC	III	A, CL, FR, I, IT, L, N, SW, UK, G	Yes		No	No	No	No	No	Barclays Global Investors	20-Mar-06
EUR	21.00	-	0.12	Irish VCIC	III	A, CL, FR, I, IT, L, N, SW, UK, G	Yes		No	No	No	No	No	Barclays Global Investors	12-Jun-06
USD	32.45	-	1.23	Irish VCIC	III	A, CL, FR, I, IT, L, N, SW, UK, G	Yes		No	No	No	No	No	Barclays Global Investors	07-Sep-06
GB-p	1,292.38	20.51	0.30	Irish VCIC	III	G, N, UK	Yes		No	No	No	No	No	Barclays Global Investors	10-Dec-07
USD	25.17	-	0.01	Irish VCIC	III	G, N, UK	Yes		No	No	No	No	No	Barclays Global Investors	10-Dec-07
EUR	16.49	-	-	Irish VCIC	III	G, N, UK	No		No	No	No	No	No	Barclays Global Investors	14-Feb-08
EUR	16.35	-	0.00	Irish VCIC	III	G, N, UK	No		No	No	No	No	No	Barclays Global Investors	25-Mar-08
EUR	99.05	1,004.85	0.68	French FCP	III	FR, G, IT, SW, HK	No	1/10	Yes	No	No	No	No	Lyxor Asset Management	04-May-06
EUR	99.95	-	0.67	French FCP	III	FR, G, IT, SW, HK	No	1/10	Yes	No	No	No	No	Lyxor Asset Management	30-Aug-06
EUR	99.96	-	1.14	French FCP	III	FR, G, IT, SW, HK	No	1/10	Yes	No	No	No	No	Lyxor Asset Management	07-Sep-06
USD	153.84	-	0.54	French FCP	III	FR, G, IT, SW, HK	No	1/10	Yes	No	No	No	No	Lyxor Asset Management	17-Jan-07
GB-p	781.50	43.40	0.01	French FCP	III	UK	Yes	1/10	Yes	No	No	No	No	Lyxor Asset Management	13-Mar-08
USD	15.23	-	0.01	French FCP	III	UK	Yes	1/10	Yes	No	No	No	No	Lyxor Asset Management	13-Mar-08
EUR	22.40	470.88	0.14	Luxembourg Part 1 SICAV	III	A, F, FR, G, IT, L, N, S, SP, SW, UK	No	1/100		No	No	No	No	DB X-Trackers	10-Jan-07
EUR	22.43	-	0.31	Luxembourg Part 1 SICAV	III	A, F, FR, G, IT, L, N, S, SP, SW, UK	No	1/100		No	No	No	No	DB X-Trackers	15-Feb-07
USD	34.73	-	0.47	Luxembourg Part 1 SICAV	III	A, F, FR, G, IT, L, N, S, SP, SW, UK	No	1/100		No	No	No	No	DB X-Trackers	15-May-07
GB-p	1,785.50	-	0.18	Luxembourg Part 1 SICAV	III	A, F, FR, G, IT, L, N, S, SP, SW, UK	No	1/100		No	No	No	No	DB X-Trackers	07-Sep-07
USD	34.78	-	0.21	Luxembourg Part 1 SICAV	III	A, F, FR, G, IT, L, N, S, SP, SW, UK	No	1/100		No	No	No	No	DB X-Trackers	07-Sep-07
EUR	-	-	-	Luxembourg Part 1 SICAV	III	A, F, FR, G, IT, L, N, S, SP, SW, UK	No	1/100		No	No	No	No	DB X-Trackers	17-Apr-08
EUR	19.76	83.08	0.09	French FCP	III	A, FR, IT, SW	No	1/10	Yes	No	No	No	No	Lyxor Asset Management	09-Jul-03
EUR	19.44	-	0.05	French FCP	III	A, FR, IT, SW	No	1/10	Yes	No	No	No	No	Lyxor Asset Management	22-Oct-03
EUR	19.73	-	0.04	French FCP	III	A, FR, IT, SW	No	1/10	Yes	No	No	No	No	Lyxor Asset Management	15-Sep-04
EUR	19.11	-	0.00	French FCP	III	A, FR, IT, SW	No	1/10	Yes	No	No	No	No	Lyxor Asset Management	21-Nov-05
EUR	19.50	94.34	0.16	German Index Fund	III	A, G	No	1/10	No	No	No	No	No	Barclays Global Investors	Planned
EUR	20.92	12.35	0.00	French FCP	III	FR, B, N, G	No	1/10	Yes	No	No	No	No	AXA IM / BNP AM	25-Apr-01
USD	251.17	43.95	0.04	French FCP	III	FR	No	1/10	No	No	No	No	No	AXA IM / BNP AM	30-Jan-07
EUR	25.28	49.21	0.12	Luxembourg Part 1 SICAV	III	A, F, FR, G, IT, L, N, S, SP, SW, UK	No	1/100		No	No	No	No	DB X-Trackers	Planned

ETFs Listed in Europe



Name	Price Ticker		Intraday NAV		Index		ISIN	Approx. No of Stocks		Annual TER (bps)	Divs
	Bloomberg	Reuters	Bloomberg	Reuters	Bloomberg	Reuters		ETF	Index		
Borsa Italiana	XGSD IM	XGSD.MI	XGSDINAV	XGSDNAV.DE	SDGP	.SDGP	LU0292096186	100	100	50	A
Swiss Exchange	XGSD SW	XGSD.S	XGSDINVC	XGSDINAVCHF.DE	SDGP	.SDGP	LU0292096186	100	100	50	A
London Stock Exchange	XGSD LN	XGSD.L	XGSDINVG	XGSDINAVGBP.DE	SDGP	.SDGP	LU0292096186	100	100	50	A
PowerShares Dynamic Global Developed Markets	PSDD LN	PSDDG.L	FABP		QSGGL	.QSGGL	IE00B23D9463	250	250	75	Q
Deutsche Boerse	6PSJ GR	6PSJ.DE	FABP		QSGGL	.QSGGL	IE00B23D9463	250	250	75	Q
db x-trackers FTSE ALL-WORLD EX UK	XWXU LN	XWXU.L	XWXUNVG	XWXUNAVG.DE	FTSWXUK	.FTAWXUKSP	LU0322254383			40	R
Deutsche Boerse	XWXU GR	XWXU.DE			FTAW12		LU0322254383			40	R
Sectors											
Lyxor ETF PRIVEX	PVX FP	PVX.PA	VLPVX	.VLPVX	PRIVEXPD	.PRIVEXPD	FR0010407197	25	25	70	A
Swiss Exchange	LYPVX SW	LYPVX.S	VLPVX	.VLPVX	PRIVEXPD	.PRIVEXPD	FR0010407197	25	25	70	A
Borsa Italiana	PVX IM	PVX.MI	VLPVX	.VLPVX	PRIVEXPD	.PRIVEXPD	FR0010407197	25	25	70	A
Deutsche Boerse	LYXPVX GR	LYXPVX.DE	VLPVX	.VLPVX	PRIVEXPD	.PRIVEXPD	FR0010407197	25	25	70	A
SGAM ETF Private Equity	LPX FP	LPX50.PA	VLLPX	.VLLPX	LPX50TR	.LPX50TR	FR0010413518	34	50	70	R
iShares S&P Global Water 50	IH20 LN	IH20.L	INAVSWG	GWFGBP=INA	SPGTAQUA	.SPGTAQUA	IE00B1TXK627	50	50	65	S
London Stock Exchange	DH20 LN	DH20.L	INAVSGFU	GWFGUSD=INA	SPGTAQUA	.SPGTAQUA	IE00B1TXK627	50	50	65	S
Euronext Amsterdam	IH20 NA	IH20.AS	INAVSGFE	GWFEUR=INA	SPGTAQUA	.SPGTAQUA	IE00B1TXK627	50	50	65	S
Deutsche Boerse	IQQQ GR	IQQQ.DE	INAVSGFE	GWFEUR=INA	SPGTAQUA	.SPGTAQUA	DE000A0MSAG2	50	50	65	S
Euronext Paris	H20 FP	H20.FP	INAVSGFE	GWFEUR=INA	SPGTAQUA	.SPGTAQUA	IE00B1TXK627	50	50	65	S
Borsa Italiana	IH20 IM	IH20.MI	INAVSWG	GWFEUR=INA	SPGTAQUA	.SPGTAQUA	IE00B1TXK627	50	50	65	S
iShares S&P Listed Private Equity	IPRV LN	IPRV.L	INAVSGPG	GPIGBP=INA	SPLPEQTY	.SPLPEQTY	IE00B1TXHL60	26	26	75	S
London Stock Exchange	IDPE LN	IDPE.L	INAVSGPU	GPIUSD=INA	SPLPEQTY	.SPLPEQTY	IE00B1TXHL60	26	26	75	S
Euronext Amsterdam	IPRV NA	IPRV.AS	INAVSGPE	GPIEUR=INA	SPLPEQTY	.SPLPEQTY	IE00B1TXHL60	26	26	75	S
Deutsche Boerse	IQQL GR	IQQL.DE	INAVSGPE	GPIEUR=INA	SPLPEQTY	.SPLPEQTY	DE000A0MSAF4	26	26	75	S
Euronext Paris	PRV FP	PRV.PA	INAVSGPE	GPIEUR=INA	SPLPEQTY	.SPLPEQTY	IE00B1TXHL60	26	26	75	S
Borsa Italiana	IPRV IM	IPRV.MI	INAVSGPG	GPIEUR=INA	SPLPEQTY	.SPLPEQTY	IE00B1TXHL60	26	26	75	S
Swiss Exchange	IPRV SW	IPRV.S	INAVSGPU	GPIUSD=INA	SPLPEQTY	.SPLPEQTY	IE00B1TXHL60	26	26	75	S
Lyxor ETF Private Equity	LPV LN	LPV.L	NVLLPRV		PRIVEXPD	.PRIVEXPD	FR0010465625	25	25	70	S
London Stock Exchange	LPRU LN	LNFUL	NVLLPRU		PRIVEXPD	.PRIVEXPD	FR0010465625	25	25	70	S
PowerShares Listed Private Equity	PSSP LN	PSSPG.L	FABL		GLPEX		IE00B23D8206	52	52	75	Q
Deutsche Boerse	6PSE GR	6PSE.DE	FABL		GLPEX		IE00B23D8206	52	52	75	Q
db x-trackers LPX MM PRIVATE EQUITY	XLPE GR	XLPE.DE	XLPEINAV	XLPENAV.DE	LPXMMITR	.LPXMMTR	LU0322250712	25	25	70	R
London Stock Exchange	XLPE LN	XLPE.L	XLPEINAV	XLPENAV.DE	LPXMMITR	.LPXMMTR	LU0322250712	25	25	70	R
iShares FTSE EPRA/NAREIT Global Property Yield	IWDP LN	IWDP.L	INAVGPYP	GPYGBP=INAV	ENG	.FTENG	IE00B1FZS350	182	182	59	Q (Jan, Apr, July, Oct)
London Stock Exchange	IDWP LN	IDWP.L	INAVGPYU	GPYUSD=INAV	ENG	.FTENG	IE00B1FZS350	182	182	59	Q (Jan, Apr, July, Oct)
Euronext Amsterdam	IWDP NA	IWDP.AS	INAVGPYE	GPYEUR=INAV	ENG	.FTENG	IE00B1FZS350	182	182	59	Q (Jan, Apr, July, Oct)
Deutsche Boerse	IQO6 GR	IQO6.DE	INAVGPYE	GPYEUR=INAV	ENG	.FTENG	DE000A0LQOL5	182	182	59	Q (Jan, Apr, July, Oct)
Borsa Italiana	IWDP IM	IWDP.MI	INAVGPYE	GPYEUR=INAV	ENG	.FTENG	IE00B1FZS350	182	182	59	Q (Jan, Apr, July, Oct)
Euronext Paris	IGP FP	IWDP.PA	INAVGPYE	GPYEUR=INAV	ENG	.FTENG	IE00B1FZS350	182	182	59	Q (Jan, Apr, July, Oct)
Swiss Exchange	IWDP SW	IWDP.S	INAVGPYU	GPYUSD=INAV	ENG	.FTENG	IE00B1FZS350	182	182	59	Q (Jan, Apr, July, Oct)
EasyETF FTSE EPRA NAREIT GLOBAL	EEG FP	EEG.PA	VLEEG	.VLEEG	ENGL	.FTENG	LU0281118355	302	302	50	Q
iShares FTSE/Macquarie Global Infrastructure 100	INFR LN	INFR.L	INAVMQGP	MOGGBP=INAV	MCGIGIST	.FTMGIS	IE00B1FZS467	100	100	65	Q (Jan, Apr, July, Oct)
London Stock Exchange	IDIN LN	IDIN.L	INAVMQGU	MOGUSD=INAV	MCGIGIST	.FTMGIS	IE00B1FZS467	100	100	65	Q (Jan, Apr, July, Oct)
Euronext Amsterdam	INFR NA	INFR.AS	INAVMQGE	MOGEUR=INAV	MCGIGIST	.FTMGIS	IE00B1FZS467	100	100	65	Q (Jan, Apr, July, Oct)
Deutsche Boerse	IQOI GR	IQOI.DE	INAVMQGE	MOGEUR=INAV	MCGIGIST	.FTMGIS	DE000A0LQGM3	100	100	65	Q (Jan, Apr, July, Oct)
Borsa Italiana	INFR IM	INFR.MI	INAVMQGE	MOGEUR=INAV	MCGIGIST	.FTMGIS	IE00B1FZS467	100	100	65	Q (Jan, Apr, July, Oct)
Euronext Paris	NFR FP	NFR.PA	INAVMQGE	MOGEUR=INAV	MCGIGIST	.FTMGIS	IE00B1FZS467	100	100	65	Q (Jan, Apr, July, Oct)
Swiss Exchange	INFR SW	INFR.S	INAVMQGE	MOGUSD=INAV	MCGIGIST	.FTMGIS	IE00B1FZS467	100	100	65	Q (Jan, Apr, July, Oct)
db x-Trackers S&P GLOBAL INFRASTRUCTURE EQUITY	XSGI GR	XSGI.DE	XSGIINAV	XSGINAV.DE	SPGTINTR	.SPGTINTR	LU0322253229	75	75	60	R
London Stock Exchange	XSGI LN	XSGI.L	XSGIINVG	XSGINAVG.DE	SPGTINTR	.SPGTINTR	LU0322253229			60	R
London Stock Exchange	XGID LN	XGID.L	XSGIINVG	XSGINAVG.DE	SPGTINTR	.SPGTINTR	LU0322253229			60	R
iShares S&P Global Clean Energy	INRG LN	INRG.L	INAVNRGG	INRGGBP=IN	SPGTCLEE	.SPGTCLEE	IE00B1XNH334	30	30	65	S
London Stock Exchange	DNRG LN	DNRG.L	INAVNRGU	INRGUSD=IN	SPGTCLEE	.SPGTCLEE	IE00B1XNH334	30	30	65	S
Euronext Amsterdam	INRG NA	INRG.AS	INAVNRGE	INRGEUR=INAV	SPGTCLEE	.SPGTCLEE	IE00B1XNH334	30	30	65	S
Euronext Paris	GCE FP	GCE.PA	INAVNRGU	INRGUSD=IN	SPGTCLEE	.SPGTCLEE	IE00B1XNH334	30	30	65	S
Deutsche Boerse	IQQH GR	IQQH.DE	INAVNRGE	INRGEUR=INAV	SPGTCLEE	.SPGTCLEE	DE000A0MSX10	30	30	65	S
Swiss Exchange	INRG SW	INRG.S	INAVNRGU	INRGUSD=IN	SPGTCLEE	.SPGTCLEE	IE00B1XNH334	30	30	65	S
Borsa Italiana	INRG IM	INRG.MI	INAVNRGE	INRGEUR=IN	SPGTCLEE	.SPGTCLEE	IE00B1XNH334	30	30	65	S
EasyETF NMX30 Infrastructure Global	ENMX GR	ENMXE.DE	ENMXGNV				LU0315440411			50	
Powershares Global Clean Energy	PSBW LN	PSBWG.L	FABM		NEX	.NEX	IE00B23D9133	87	87	75	Q
Deutsche Boerse	6PSG GR	6PSG.DE	FABM		NEX	.NEX	IE00B23D9133	87	87	75	Q
Borsa Italiana	PBW IM	PBW.MI	FABM		NEX	.NEX	IE00B23D9133	87	87	75	Q
Euronext Paris	PBW FP	PBW.PA	FABM		NEX	.NEX	IE00B23D9133	87	87	75	Q
Lyxor ETF New Energy	NRJ FP	LYNRJ.PA	VLNJR	.VLNRJ	WAEXPC	.WAEXPC	FR0010524777	20	20	60	A
Deutsche Boerse	LYXNRJ GR	LYXNRJ.DE	VLNJR	.VLNRJ	WAEXPC	.WAEXPC	FR0010524777	20	20	60	A
Borsa Italiana	ENER IM	ENY.MI	VLNJR	.VLNRJ	WAEXPC	.WAEXPC	FR0010524777	20	20	60	A
Bolsa de Madrid	ENER SM	LYXNRJ.MC	VLNJR	.VLNRJ	WAEXPC	.WAEXPC	FR0010524777	20	20	60	A
Lyxor ETF New Energy	LNEN LN	LNEN.L	VLNJR	.VLNRJ	WAEXPC	.WAEXPC	FR0010542118	20	20	60	S
London Stock Exchange	LNEN LN	LNEN.L	VLNJR	.VLNRJ	WAEXPC	.WAEXPC	FR0010542118	20	20	60	S
Lyxor ETF World Water	WAT FP	LYWAT.PA	VLWAT	.VLWAT	WOWAXPC	.WOWAXPC	FR0010527275	20	20	60	A
Deutsche Boerse	LYXWAT GR	LYXWAT.DE	VLWAT	.VLWAT	WOWAXPC	.WOWAXPC	FR0010527275	20	20	60	A
Borsa Italiana	WAT IM	H20.MI	VLWAT	.VLWAT	WOWAXPC	.WOWAXPC	FR0010527275	20	20	60	A
Lyxor ETF World Water	LWAT LN	LWAT.L	VLWAT	.VLWAT	WOWAXPC	.WOWAXPC	FR0010542134	20	20	60	A
London Stock Exchange	LWAT LN	LWAT.L	VLWAT	.VLWAT	WOWAXPC	.WOWAXPC	FR0010542134	20	20	60	A
PowerShares Palisades Global Water	PSHO LN	PSHOG.L	FABR		PIWI	.PIWI	IE00B23D9026	45	45	75	Q
Deutsche Boerse	6PSF GR	6PSF.DE	FABR		PIWI	.PIWI	IE00B23D9026	45	45	75	Q
iShares S&P Global Timber & Forestry	WOOD LN	WOOD.L	INAVTFRG	ITFRGBP=IN	SPGTF		IE00B27YCF74	25	25	65	S
London Stock Exchange	DWOOD LN	DWOOD.L	INAVTFRU	ITFRUSD=IN	SPGTF		IE00B27YCF74	25	25	65	S
Euronext Amsterdam	WOOD NA	WOOD.AS	INAVTFRG	ITFREUR=IN	SPGTF		IE00B27YCF74	25	25	65	S
Borsa Italiana	WOOD IM	WOOD.MI	INAVTFRG	ITFREUR=IN	SPGTF		IE00B27YCF74	25	25	65	S
Deutsche Boerse	IUSB GR	IUSB.DE			SPGTF		DE000A0A0H3	25	25	65	S
Leveraged											
Lyxor ETF Lev Dax	LYXLEDX GY	LYXLEVDX.DE	LYLXNAV	LYXDAXNAV.DE	LEVDA	.LEVDA	LU0252634307	30	30	40	R
Euronext Paris	LVD FP	LVD.PA	LYLXNAV	.LYLXNAV	LEVDA	.LEVDA	LU0252634307	30	30	40	R
Borsa Italiana	DAXLEV IM	DAXLEV.MI	LYLXNAV	.LYLXNAV	DAX	.DAX	LU0252634307	30	30	40	R
Lyxor ETF Leveraged DJ Euro Stoxx 50	LVE FP	LVE.PA	VLLVE	.VLLVE	SXSEL	.SXSEL	FR0010468983			40	A
Deutsche Boerse	LYXLVE GR	LYXLVE.DE	VLLVE	.VLLVE	SXSEL	.SXSEL	FR0010468983			40	A
Borsa Italiana	DJLEV IM	DJLEV.MI	VLLVE	.VLLVE	SXSEL	.SXSEL	FR0010468983			40	A
Bolsa de Madrid	LEV SM	LYXLVE.MC	VLLVE	.VLLVE	SXSEL	.SXSEL	FR0010468983			40	A
Lyxor ETF DJ Stoxx 50 Leveraged											
SGAM ETF CAC 40 Leveraged	L40 FP	L40.PA	VLL40	.VLL40	CAC	.FCHI	FR0010239186	40	40	60	R



Currency	Local Price ¹	AUM (USD MM) ¹	Avg Daily Volume (USD MM) ²	Fund Structure	UCITS	Reg's	UK Dist	Init. Index	PEA	Status ³	Ratio	Options	Futures	Manager	Launch Date
EUR	25.21	-	0.04	Luxembourg Part 1 SICAV	III	A, F, FR, G, IT, L, N, S, SP, SW, UK	No	1/100		No	1/100	No	No	DB X-Trackers	18-Jul-07
CHF	40.22	-	0.01	Luxembourg Part 1 SICAV	III	A, F, FR, G, IT, L, N, S, SP, SW, UK	No	1/100		No	1/100	No	No	DB X-Trackers	03-Aug-07
GB-p	1,989.38	-	0.02	Luxembourg Part 1 SICAV	III	A, F, FR, G, IT, L, N, S, SP, SW, UK	No	1/100		No	1/100	No	No	DB X-Trackers	06-Sep-07
GB-p	487.50	6.77	0.00	Irish VCIC	III	G, UK	Yes			No		No	No	PowerShares	21-Nov-07
EUR	6.10	-		Irish VCIC	III	G, UK				No		No	No	PowerShares	19-Nov-07
GB-p	2,211.13	11.62		Luxembourg Part 1 SICAV	III	G, F, A, N, L, SP, UK	No	1/10		No	1/10	No	No	DB X-Trackers	08-Feb-08
EUR	22.17	-		Luxembourg Part 1 SICAV	III	G, F, A, N, L, SP, UK	No	1/10		No	1/10	No	No	DB X-Trackers	03-Mar-08
EUR	6.56	59.16	0.09	French FCP	III	FR, G, IT, SW	No	1/100		No	1/100	No	No	Lyxor Asset Management	09-Jan-07
EUR	6.69	-	0.03	French FCP	III	FR, G, IT, SW	No	1/100		No	1/100	No	No	Lyxor Asset Management	30-Mar-07
EUR	6.66	-	0.07	French FCP	III	FR, G, IT, SW	No	1/100		No	1/100	No	No	Lyxor Asset Management	18-Apr-07
EUR	6.64	-	0.00	French FCP	III	FR, G, IT, SW	No	1/100		No	1/100	No	No	Lyxor Asset Management	09-May-07
EUR	10.89	18.57	0.27	French FCP	III	FR	No	15	Yes	No	15	No	No	SG Asset Management	30-Jan-07
GB-p	1,392.00	135.28	0.79	Irish VCIC	III	FR, UK, L, N, G, IT	Yes			No		No	No	Barclays Global Investors	20-Mar-07
USD	27.09	-	0.28	Irish VCIC	III	FR, UK, L, N, G, IT	Yes			No		No	No	Barclays Global Investors	20-Mar-07
EUR	17.47	-	0.03	Irish VCIC	III	FR, UK, L, N, G, IT	Yes			No		No	No	Barclays Global Investors	14-May-07
EUR	17.57	-	0.01	Irish VCIC	III	FR, UK, L, N, G, IT	Yes			No		No	No	Barclays Global Investors	26-Sep-07
EUR	17.70	-		Irish VCIC	III	FR, UK, L, N, G, IT	Yes			No		No	No	Barclays Global Investors	06-Nov-07
EUR	17.53	-	0.11	Irish VCIC	III	FR, UK, L, N, G, IT	Yes			No		No	No	Barclays Global Investors	30-Nov-07
GB-p	1,027.00	14.26	0.03	Irish VCIC	III	FR, UK, L, N, G, IT, SW	Yes			No		No	No	Barclays Global Investors	20-Mar-07
USD	20.00	-	0.06	Irish VCIC	III	FR, UK, L, N, G, IT, SW	Yes			No		No	No	Barclays Global Investors	20-Mar-07
EUR	12.88	-	0.02	Irish VCIC	III	FR, UK, L, N, G, IT, SW	Yes			No		No	No	Barclays Global Investors	14-May-07
EUR	12.95	-	0.00	Irish VCIC	III	FR, UK, L, N, G, IT, SW	Yes			No		No	No	Barclays Global Investors	26-Sep-07
EUR	12.26	-	0.00	Irish VCIC	III	FR, UK, L, N, G, IT, SW	Yes			No		No	No	Barclays Global Investors	06-Nov-07
EUR	13.10	-	0.00	Irish VCIC	III	FR, UK, L, N, G, IT, SW	Yes			No		No	No	Barclays Global Investors	30-Nov-07
USD	20.04	-	0.00	Irish VCIC	III	FR, UK, L, N, G, IT, SW	Yes			No		No	No	Barclays Global Investors	04-Dec-07
GB-p	519.50	39.15	0.01	French SICAV	III	UK	No	1/100		No	1/100	No	No	Lyxor Asset Management	17-Sep-07
USD	10.12	-	0.00	French SICAV	III	UK	No	1/100		No	1/100	No	No	Lyxor Asset Management	18-Sep-07
GB-p	659.50	3.92	0.01	Irish VCIC	III	G, UK	Yes			No		No	No	PowerShares	21-Nov-07
EUR	8.34	-	0.00	Irish VCIC	III	G, UK				No		No	No	PowerShares	19-Nov-07
EUR	29.57	4.60	0.01	Luxembourg Part 1 SICAV	III	G, F, A, N, L, SP	No	1/10		No	1/10	No	No	DB X-Trackers	06-Feb-08
GB-p	2,340.75	-	0.01	Luxembourg Part 1 SICAV	III	G, F, A, N, L, SP	No	1/10		No	1/10	No	No	DB X-Trackers	08-Feb-08
GB-p	1,243.03	54.24	0.30	Irish VCIC	III	FR, I, IT, L, N, SW, UK, G	Yes		No	Yes		No	No	Barclays Global Investors	23-Oct-06
USD	24.21	-	0.43	Irish VCIC	III	FR, I, IT, L, N, SW, UK, G	Yes		No	Yes		No	No	Barclays Global Investors	30-Oct-06
EUR	15.56	-	0.02	Irish VCIC	III	FR, I, IT, L, N, SW, UK, G	Yes		No	Yes		No	No	Barclays Global Investors	19-Jan-07
EUR	15.68	-	0.02	Irish VCIC	III	FR, I, IT, L, N, SW, UK, G	Yes		No	Yes		No	No	Barclays Global Investors	15-Mar-07
EUR	15.63	-	0.01	Irish VCIC	III	FR, I, IT, L, N, SW, UK, G	Yes		No	Yes		No	No	Barclays Global Investors	20-Mar-07
EUR	14.84	-		Irish VCIC	III	FR, I, IT, L, N, SW, UK, G	Yes		No	Yes		No	No	Barclays Global Investors	23-May-07
USD	24.29	-	0.01	Irish VCIC	III	FR, I, IT, L, N, SW, UK, G	Yes		No	Yes		No	No	Barclays Global Investors	16-Apr-07
EUR	160.88	37.83	0.00	Luxembourg FCP	III	A, FR	No	1/10		No	1/10	No	No	AXA IM / BNP AM	09-Oct-07
GB-p	1,567.70	379.33	0.37	Irish VCIC	III	FR, I, IT, L, N, SW, UK, G	Yes		No	Yes		No	No	Barclays Global Investors	23-Oct-06
USD	30.54	-	0.01	Irish VCIC	III	FR, I, IT, L, N, SW, UK, G	Yes		No	Yes		No	No	Barclays Global Investors	30-Oct-06
EUR	19.72	-	0.06	Irish VCIC	III	FR, I, IT, L, N, SW, UK, G	Yes		No	Yes		No	No	Barclays Global Investors	16-Jan-07
EUR	19.89	-	0.04	Irish VCIC	III	FR, I, IT, L, N, SW, UK, G	Yes		No	Yes		No	No	Barclays Global Investors	15-Mar-07
EUR	19.66	-	0.07	Irish VCIC	III	FR, I, IT, L, N, SW, UK, G	Yes		No	Yes		No	No	Barclays Global Investors	20-Mar-07
EUR	19.76	-	0.00	Irish VCIC	III	FR, I, IT, L, N, SW, UK, G	Yes		No	Yes		No	No	Barclays Global Investors	12-Apr-07
USD	30.56	-	0.07	Irish VCIC	III	FR, I, IT, L, N, SW, UK, G	Yes		No	Yes		No	No	Barclays Global Investors	16-Apr-07
EUR	22.30	8.33		Luxembourg Part 1 SICAV	III	G, F, A, N, L, SP, UK, FR	No	1/100		No	1/100	No	No	DB X-Trackers	06-Feb-08
GB-p	1,763.75	-	0.02	Luxembourg Part 1 SICAV	III	G, F, A, N, L, SP, UK, FR	No	1/100		No	1/100	No	No	DB X-Trackers	08-Feb-08
USD	34.35	-	0.02	Luxembourg Part 1 SICAV	III	G, F, A, N, L, SP, UK, FR	No	1/100		No	1/100	No	No	DB X-Trackers	08-Feb-08
GB-p	1,511.11	53.95	0.47	Irish VCIC	III	F, FR, G, L, UK, N, SW, IT	Yes		No	Yes		No	No	Barclays Global Investors	09-Jul-07
USD	29.43	-	0.01	Irish VCIC	III	F, FR, G, L, UK, N, SW, IT	Yes		No	Yes		No	No	Barclays Global Investors	09-Jul-07
EUR	19.32	-	0.05	Irish VCIC	III	F, FR, G, L, UK, N, SW, IT			No			No	No	Barclays Global Investors	05-Sep-07
EUR	19.19	-	0.02	Irish VCIC	III	F, FR, G, L, UK, N, SW, IT			No			No	No	Barclays Global Investors	06-Nov-07
EUR	19.16	-	0.02	Irish VCIC	III	F, FR, G, L, UK, N, SW, IT			No			No	No	Barclays Global Investors	20-Nov-07
USD	29.55	-	0.04	Irish VCIC	III	F, FR, G, L, UK, N, SW, IT			No			No	No	Barclays Global Investors	04-Dec-07
EUR	19.01	-	0.08	Irish VCIC	III	F, FR, G, L, UK, N, SW, IT			No			No	No	Barclays Global Investors	18-Mar-08
EUR	26.31	16.47	0.02	Luxembourg FCP	III	G	No			No		No	No	AXA IM / BNP AM	27-Mar-08
GB-p	680.00	6.74	0.02	Irish VCIC	III	FR, G, UK, IT	Yes			No		No	No	PowerShares	21-Nov-07
EUR	8.59	-	0.00	Irish VCIC	III	FR, G, UK, IT				No		No	No	PowerShares	12-Nov-07
EUR	8.53	-		Irish VCIC	III	FR, G, UK, IT				No		No	No	PowerShares	18-Jan-08
EUR	8.48	-		Irish VCIC	III	FR, G, UK, IT				No		No	No	PowerShares	19-Feb-08
EUR	37.70	63.46	0.34	French FCP	III	FR, G, IT, SP	No	1/100		No	1/100	No	No	Lyxor Asset Management	17-Oct-07
EUR	37.56	-	0.02	French FCP	III	FR, G, IT, SP	No	1/100		No	1/100	No	No	Lyxor Asset Management	01-Nov-07
EUR	37.72	-	0.30	French FCP	III	FR, G, IT, SP	No	1/100		No	1/100	No	No	Lyxor Asset Management	18-Jan-08
EUR	37.56	-	0.01	French FCP	III	FR, G, IT, SP	No	1/100		No	1/100	No	No	Lyxor Asset Management	19-Feb-08
GB-p	298.25	35.49	0.02	French FCP	III	UK	Yes	1/100		No	1/100	No	No	Lyxor Asset Management	13-Mar-08
USD	5.82	-	0.00	French FCP	III	UK	Yes	1/100		No	1/100	No	No	Lyxor Asset Management	13-Mar-08
EUR	17.97	46.11	0.15	French FCP	III	FR, G, IT	No	1/100		No	1/100	No	No	Lyxor Asset Management	17-Oct-07
EUR	17.92	-	0.03	French FCP	III	FR, G, IT	No	1/100		No	1/100	No	No	Lyxor Asset Management	01-Nov-07
EUR	18.04	-	0.07	French FCP	III	FR, G, IT	No	1/100		No	1/100	No	No	Lyxor Asset Management	18-Jan-08
GB-p	141.00	39.15	0.04	French FCP	III	UK	Yes	1/100		No	1/100	No	No	Lyxor Asset Management	13-Mar-08
USD	2.74	-	0.00	French FCP	III	UK	Yes	1/100		No	1/100	No	No	Lyxor Asset Management	13-Mar-08
GB-p	679.50	8.09	0.01	Irish VCIC	III	G, UK	Yes			No		No	No	PowerShares	21-Nov-07
EUR	8.64	-	0.00	Irish VCIC	III	G, UK				No		No	No	PowerShares	19-Nov-07
GB-p	1,073.20	12.77	0.05	Irish VCIC	III	UK, L, N, G, IT	No		No	No		No	No	Barclays Global Investors	15-Oct-07
USD	20.91	-		Irish VCIC	III	UK, L, N, G, IT	No		No	No		No	No	Barclays Global Investors	15-Oct-07
EUR	13.58	-	0.00	Irish VCIC	III	UK, L, N, G, IT	No		No	No		No	No	Barclays Global Investors	25-Jan-08
EUR	13.50	-	0.03	Irish VCIC	III	UK, L, N, G, IT	No		No	No		No	No	Barclays Global Investors	18-Mar-08
EUR	13.58	-	0.00	Irish VCIC	III	UK, L, N, G, IT	No		No	No		No	No	Barclays Global Investors	25-Mar-08
EUR	69.90	214.10	6.76	Luxembourg SICAV	III	A, FR, G, IT	No	1/100		No	1/100	No	No	Lyxor Asset Management	29-Jun-06
EUR	69.73	-	2.49	Luxembourg SICAV	III	A, FR, G, IT	No	1/100		No	1/100	No	No	Lyxor Asset Management	08-Mar-07
EUR	69.75	-	2.97	Luxembourg SICAV	III	A, FR, G, IT	No	1/100		No	1/100	No	No	Lyxor Asset Management	25-Jul-07
EUR	39.63	143.91	1.99	French FCP	III	FR, G, IT, SP	No	1/10		No	1/10	No	No	Lyxor Asset Management	12-Jun-07
EUR	39.38	-	0.03	French FCP	III	FR, G, IT, SP	No	1/10		No	1/10	No	No	Lyxor Asset Management	29-Jun-07
EUR	39.59	-	1.06	French FCP	III	FR, G, IT, SP	No	1/10		No	1/10	No	No	Lyxor Asset Management	28-Sep-07
EUR	39.02	-	0.08	French FCP	III	FR, G, IT, SP	No	1/10		No	1/10	No	No	Lyxor Asset Management	19-Feb-08
EUR	48.14	142.05	9.93	French FCP	III	FR	No	1/100	Yes	No	1/100	No	No	SG Asset Management	19-Oct-05

ETFs Listed in Europe



Name	Price Ticker		Intraday NAV		Index		ISIN	Approx. No of Stocks		Annual TER (bps)	Divs
	Bloomberg	Reuters	Bloomberg	Reuters	Bloomberg	Reuters		ETF	Index		
SGAM ETF FTSE Eurofirst 80 Leveraged	L80 FP	L80.PA	VLL80	.VLL80	FTEF80	.FTEF80R	FR0010301531	80	80	60	R
SGAM ETF Leveraged Nasdaq 100	LQQ FP	LQQ.PA	VLLQQ	.VLLQQ	NDX	.NDX	FR0010342592	100	100	60	R
SGAM ETF Leveraged Dow Jones Euro Stoxx 50	LXX FP	LXX.PA	VLLXX	.VLLXX	SX5T	.STOXX50E	FR0010368506	50	50	60	R
Deutsche Boerse	SGAMLXX GR	SGAMLXX.DE	VLLXX	.VLLXX	SX5T	.STOXX50E	FR0010368506	50	50	60	R
SGAM ETF Leveraged S&P-MIB	LEVMI8 FP										
XACT OMX Bull	XACBULL SS	XACTBULL.ST			OMX	.OMX	SE0001342395	30	30	60	A (Mar)
XACT Derivat Bull	OBXBULL NO	OBXEXDBULL.OL			OBX	.OBX	N00010405848	25	25	80	No dividend
Inverse											
SGAM ETF Bear CAC 40	B40 FP	B40.PA	VLB40	.VLB40	CAC	.FCHI	FR0010411876	40	40	60	R
db x-trackers CAC 40 Bear	XC4S GR										
SGAM ETF Bear DJ Eurostoxx 50	BSX FP	BSX.PA	VLBSX	.VLBSX	SX5T	.STOXX50E	FR0010424135	50	50	60	R
Lyxor ETF DJ Stoxx 50 Bear											
SGAM ETF Bear S&P-MIB	BERMIB FP										
XACT Derivat BEAR	OBXBEAR NO	OBXEXDBEAR.OL			OBX	.OBX	N00010405855	25	25	80	No dividend
db x-trackers ShortDAX	XSDX GR	XSDX.DE	XSDXNAV	XSDXNAV.DE	SHORTDAX	.SHORTDAX	LU0292106241	30	30	40	None
Swiss Exchange	XSDX SW	XSDX.S	XSDXINVC	XSDXINAVCHF.DE	SHORTDAX	.SHORTDAX	LU0292106241	30	30	40	None
Borsa Italiana	XSDX IM	XSDX.MI	XSDXNAV	XSDXNAV.DE	SHORTDAX	.SHORTDAX	LU0292106241	30	30	40	None
London Stock Exchange	XSDX LN	XSDX.L	XSDXNAV	XSDXNAV.DE	SHORTDAX	.SHORTDAX	LU0292106241	30	30	40	None
db x-trackers DJ EURO STOXX 50 Short	XSSX GR	XSSX.DE	XSSXNAV	XSSXNAV.DE	SX5TS	.SX5TS	LU0292106753	50	50	40	None
Borsa Italiana	XSSX IM	XSSX.MI	XSSXNAV	XSSXNAV.DE	SX5TS	.SX5TS	LU0292106753	50	50	40	None
Swiss Exchange	XSSX SW	XSSX.S	XSSXINVC	XSSXINAVCHF.DE	SX5TS	.SX5TS	LU0292106753	50	50	40	None
Euronext Paris	XSPX FP	DBXSX.PA	VLXSX	.VLXSX	SX5TS	.SX5TS	LU0292106753	50	50	40	None
London Stock Exchange	XSSX LN	XSSX.L	XSSXNAV	XSSXNAV.DE	SX5TS	.SX5TS	LU0292106753	50	50	40	None
db x-trackers II ITRAXX Crossover 5-Year Short Total Return	XTCS GR	XTCS.DE			XTCSNAV=DFBT	ITRXTX5I				24	R
db x-trackers II ITraxx HiVol 5-YEAR Short Total Return	XTHS GR	XTHS.DE			XTHSNAV=DFBT	ITRXTX5I				21	R
db x-trackers II ITraxx Europe 5-Year Short Total Return	XTES GR	XTES.DE			XTESNAV=DFBT	ITRXTX5I				18	R
db x-trackers S&P 500 SHORT	XSPS GR	XSPS.DE	XSPSNAV	XSPSNAV.DE	SPX	.SPX	LU0322251520	500	500	50	R
London Stock Exchange	XSPS LN	XSPS.L	XSPSINVG	XSPSINAVG.DE	SPX	.SPX	LU0322251520			50	R
London Stock Exchange	XSPD LN	XSPD.L	XSPSINVG	XSPSINAVG.DE	SPX	.SPX	LU0322251520			60	R
db x-trackers DJ STOXX 600 BANKS SHORT	XST5 GR	XST5.DE	XST5NAV	XST5NAV.DE	SX7RS	.SX7RS	LU0322249037			50	R
db x-trackers DJ STOXX 600 HEALTH CARE SHORT	XSDS GR	XSDS.DE	XSDSNAV	XSDSNAV.DE	SXDRS	.SXDRS	LU0322249466			50	R
db x-trackers DJ STOXX 600 OIL & GAS SHORT	XSES GR	XSES.DE	XSESNAV	XSESNAV.DE	SXERS	.SXERS	LU0322249623			50	R
db x-trackers DJ STOXX 600 TECHNOLOGY SHORT	XS8S GR	XS8S.DE	XS8SNAV	XS8SNAV.DE	SX8RS	.SX8RS	LU0322250043			50	R
db x-trackers DJ STOXX 600 TELECOMMUNICATIONS SHORT	XSKS GR	XSKS.DE	XSKSNAV	XSKSNAV.DE	SXKRS	.SXKRS	LU0322250126			50	R
Leveraged Inverse											
XACT OMX Bear	XACBEAR SS	XACTBEAR.ST			OMX	.OMX	SE0001342387	30	30	60	A (Mar)
SGAM ETF Xbear CAC 40	BX4 FP	BX4.PA	VLBX4	.VLBX4	CAC	.FCHI	FR0010411884	40	40	60	R
SGAM ETF XBear DJ Euro Stoxx 50	BXX FP	BXX.PA	VLBBX	.VLBBX	SX5T	.STOXX50E	FR0010424143	50	50	60	R
SGAM ETF Xbear S&P-MIB	XBRMIB FP										
Commodities											
Market Access Jim Rogers International Commodity	M9SA GY	A0JK68.DE	M9SANAV		RICIX	.RICIX	LU0249326488	36	36	50	R
Euronext Amsterdam	MRIC NA	MRIC.AS	M9SANAV		RICIX	.RICIX	LU0249326488	36	36	50	R
Wiener Borse	MRIC AV		M9SANAV		RICIX	.RICIX	LU0249326488	36	36	50	R
EasyETF GSCI	GSCIEUR GY	GSCIEUR.DE	GSCIEUR	GSCIEURNAV.DE	SPGSCITR	.GSCITR	LU0203243414	25	25	45	R
Swiss Exchange	GSCIUSD SW	GSCID.S	GSCIEUR	GSCIUSDNAV.S	SPGSCITR	.GSCITR	LU0203243844	25	25	45	R
EasyETF GS Ultra Light Energy	GSUEEUR GY	GSUEEUR.DE	GSUEEUR.GR	GSUEEURNAV.DE	SPGSUETR	.GSUETR	LU0246046329	24	24	50	R
Euronext Paris	CUE FP	GSUEEUR.PA	VLUCUE	GSUEEURNAV.PA	SPGSUETR	.GSUETR	LU0246046329	24	24	45	R
Borsa Italiana	GSUEUR IM	GSUEUR.MI	VLUCUE	GSUEEURNAV.PA	SPGSUETR	.GSUETR	LU0246046329	24	24	45	R
EasyETF S&P GSCI Light Energy Dynamic	GSDUEUR GR	GSDUEUR.DE	GSDUEUR		GSLEE27T		LU0309198074	24	24	45	R
EasyETF GSNE (non-energy)	GSNEEUR GY	GSNEEUR.DE	GSNEEUR	GSNEEURNAV.DE	SPGSNETR	.GSNETR	LU0230484932	18	18	45	R
Borsa Italiana	GSNEEU IM	GSNEEU.MI	GSNEEUR	GSNEEURNAV.MI	SPGSNETR	.GSNETR	LU0230484932	18	18	45	R
Euronext Paris	CNE FP	EAGS.PA	GSNEEUR		SPGSNETR	.GSNETR	LU0230484932	18	18	45	R
EasyETF GS Agriculture and Livestock	GSALEUR GY	GSALEUR.DE	GSUEEUR.GR	GSALEURNV.DE	SPGSALTR	.GSLATR	LU0252701189	11	11	45	R
Market Access Ricci-Agriculture	M9SB GR	A0MMBJ.DE	MRAINAV		ROGRAGTR		LU0259321452	20	20	85*	R
Euronext Amsterdam	MRAI NA	MRAI.AS	MRAINAV		ROGRAGTR		LU0259321452	20	20	85*	R
Wiener Borse	MRAI AV		MRAINAV		ROGRAGTR		LU0259321452	20	20	85*	R
Lyxor ETF Commodities CRB	CRB FP	CRB.PA	VLICRB	.VLICRB	CRYTR	.CRBTR	FR0010270033	19	19	35	R
Borsa Italiana	CRB IM	CRB.MI	VLICRB	.VLICRB	CRYTR	.CRBTR	FR0010270033	19	19	35	R
Swiss Exchange	CRB SW	CRB.S	VLICRB	.VLICRB	CRYTR	.CRBTR	FR0010318998	19	19	35	R
Deutsche Boerse	LYXCRB GY	LYXCRB.DE	VLICRB	.VLICRB	CRYTR	.CRBTR	FR0010270033	19	19	35	R
Lyxor ETF Commodities CRB Non-Energy	CRN FP	CRN.PA	VLICRN	.VLICRN	CRYNETR	.RJCRCBNETR	FR0010346205	15	15	35	A
Swiss Exchange	LYCRN SW	LYCRN.S	VLICRN	.VLICRN	CRYNETR	.RJCRCBNETR	FR0010358887	15	15	35	A
Deutsche Boerse	LYXCRN GR	LYXCRN.DE	VLICRN	.VLICRN	CRYNETR	.RJCRCBNETR	FR0010346205	15	15	35	A
Borsa Italiana	CRBN IM	CRBN.MI	VLICRN	.VLICRN	CRYNETR	.RJCRCBNETR	FR0010346205	15	15	35	A
Lyxor ETF CRB Non-Energy	LCNE LN	LCNE.L	NVLLCNE		CRYNETR	.RJCRCBNETR	FR0010455493	15	15	35	S
London Stock Exchange	LCNU LN	LCNU.L	NVLLCNU		CRYNETR	.RJCRCBNETR	FR0010455493	15	15	35	S
Lyxor ETF CRB IDX	LCTY LN	LCTY.L	NVLLCTY		CRYTR	.CRBTR	FR0010455485	19	19	35	S
London Stock Exchange	LCTU LN	LCTU.L	NVLLCTU		CRYTR	.CRBTR	FR0010455485	19	19	35	S
Market Access Ricci-Metals	M9SC GR	A0MMBH.DE	MRMINAV		ROGRIMTR		LU0259320728	10	10	85*	R
Euronext Amsterdam	MRMI NA	MRMI.AS	VLRLMI		ROGRIMTR		LU0259320728	10	10	85*	R
Wiener Borse	MRMI AV		VLRLMI		ROGRIMTR		LU0259320728	10	10	85*	R
Market Access Amex Gold BUGS	M9SD GR	A0MMBG.DE	MAGBNV		HUI	.HUI	LU0259322260	15	15	70*	R
Euronext Amsterdam	MAGB NA	MAGB.AS	VLAGB		HUI	.HUI	LU0259322260	15	15	70*	R
Swiss Exchange	MAGB SW	MAGB.S	MAGBNV		HUI	.HUI	LU0259322260	15	15	70*	R
Wiener Borse	MAGB AV	LU0259322260.VI	MAGBNV		HUI	.HUI	LU0259322260	15	15	70*	R
Istanbul Gold	GLDTR TI	GLDTR.IS		GLDTR		GLDTR	TRYFNBK00055			47*	R
ZKB Gold	ZGLD SW	ZGLD.S					CH0024391002	1	1	40	None
ZKB Palladium	ZPAL SW	ZPAL.S					CH0029792683			50*	None
ZKB Platinum	ZPLA SW	ZPLA.S					CH0029792709			50*	None
ZKB Silver	ZSIL SW	ZSIL.S					CH0029792717			60*	None
iShares Dow Jones-AIG Commodity Swap (DE)	DJAIGEX GR	DJAIGEX.DE	DJAIGNAV	DJAIGNAV.DE	DJAIGEUT	.DJAIGEUTR	DE000A0H0728	19	19	47	R
Borsa Italiana	DJAIGEX IM	DJAIGEX.MI	DJAIGNAV	DJAIGNAV.DE	DJAIGEUT	.DJAIGEUTR	DE000A0H0728	19	19	45	R
Euronext Paris	GX9 FP	GX9.PA	VLGX9		DJAIGEUT	.DJAIGEUTR	DE000A0H0728	19	19	45	R
db x-trackers DBLCI - OY BALANCED	XDBC GR	XDBC.DE	XDBCINAV	XDBCNAV.DE	DBLCTRAE	.DBLCTRAE	LU0292106167	14	14	55	R
The Ucits III Merrill Lynch Commodity Index Extra											
Currency											
db x-trackers CURRENCY VALUATION	XVAL GR	XVAL.DE	XVALINAV	XVALNAV.DE	DBPPPEFF		LU0328473748			30	R



Currency	Local Price ¹	AUM (USD MM) ¹	Avg Daily Volume (USD MM) ²	Fund Structure	UCITS	Reg's	UK Dist	Init. Index	PEA	Status ³	Ratio	Options	Futures	Manager	Launch Date
EUR	44.54	27.40	1.30	French FCP	III	FR	No	1/100	Yes	No	No	No	No	SG Asset Management	20-Mar-06
EUR	17.23	21.46	0.30	French FCP	III	FR	No	1/100	Yes	No	No	No	No	SG Asset Management	28-Jun-06
EUR	36.11	50.61	2.01	French FCP	III	FR, G	No	1/100	Yes	No	No	No	No	SG Asset Management	18-Sep-06
EUR	36.31	-	0.00	French FCP	III	FR, G	No	1/100	Yes	No	No	No	No	SG Asset Management	27-Apr-06
SEK	154.95	187.19	21.66	Swedish Mutual Fund	No	S	No	100	No	No	No	No	No	XACT Fonder	08-Feb-05
NOK	166.00	29.19	2.50	Norwegian Mutual Fund	III	NO, S	No	100	No	No	No	No	No	XACT Fonder	22-Jan-08
EUR	63.24	32.50	0.54	French FCP	III	FR	No	1/100	Yes	No	No	No	No	SG Asset Management	16-Jan-07
EUR	46.43	32.53	0.57	French FCP	III	FR	No	1/100	Yes	No	No	No	No	SG Asset Management	04-Apr-07
														Lyxor Asset Management	Planned
														SG Asset Management	Planned
NOK	54.45	17.02		Norwegian Mutual Fund	III	NO, S	No	100	No	No	No	No	No	XACT Fonder	22-Jan-08
EUR	64.64	513.34	0.88	Luxembourg Part 1 SICAV	III	A, F, FR, G, IT, L, N, S, SP, SW, UK	No	1/100	No	No	No	No	No	DB X-Trackers	14-Jun-07
CHF	105.35	-	0.22	Luxembourg Part 1 SICAV	III	A, F, FR, G, IT, L, N, S, SP, SW, UK	No	1/100	No	No	No	No	No	DB X-Trackers	03-Aug-07
EUR	64.70	-	4.87	Luxembourg Part 1 SICAV	III	A, F, FR, G, IT, L, N, S, SP, SW, UK	No	1/100	No	No	No	No	No	DB X-Trackers	18-Sep-07
GB-p	5,169.13	-	0.35	Luxembourg Part 1 SICAV	III	A, F, FR, G, IT, L, N, S, SP, SW, UK	No	1/100	No	No	No	No	No	DB X-Trackers	08-Feb-08
EUR	33.60	392.40	0.50	Luxembourg Part 1 SICAV	III	A, F, FR, G, IT, L, N, S, SP, SW, UK	No	1/100	No	No	No	No	No	DB X-Trackers	14-Jun-07
EUR	33.67		8.95	Luxembourg Part 1 SICAV	III	A, F, FR, G, IT, L, N, S, SP, SW, UK	No	1/100	No	No	No	No	No	DB X-Trackers	18-Jul-07
CHF	54.84		0.10	Luxembourg Part 1 SICAV	III	A, F, FR, G, IT, L, N, S, SP, SW, UK	No	1/100	No	No	No	No	No	DB X-Trackers	03-Aug-07
EUR	33.89		0.36	Luxembourg Part 1 SICAV	III	A, F, FR, G, IT, L, N, S, SP, SW, UK	No	1/100	No	No	No	No	No	DB X-Trackers	29-Jan-08
GB-p	2,683.75		0.21	Luxembourg Part 1 SICAV	III	A, F, FR, G, IT, L, N, S, SP, SW, UK	No	1/100	No	No	No	No	No	DB X-Trackers	08-Feb-08
EUR	103.50	63.66	0.00	Luxembourg Part 1 SICAV	III	G	No	1	No	No	No	No	No	DB X-Trackers	29-Jan-08
EUR	106.09	8.26		Luxembourg Part 1 SICAV	III	G	No	1	No	No	No	No	No	DB X-Trackers	29-Jan-08
EUR	105.49	27.92	0.00	Luxembourg Part 1 SICAV	III	G	No	1	No	No	No	No	No	DB X-Trackers	29-Jan-08
EUR	35.63	22.19	0.08	Luxembourg Part 1 SICAV	III	G, F, A, N, L, SP, UK, FR	No	1/10	No	No	No	No	No	DB X-Trackers	07-Feb-08
GB-p	2,878.25		0.21	Luxembourg Part 1 SICAV	III	G, F, A, N, L, SP, UK, FR	No	1/10	No	No	No	No	No	DB X-Trackers	08-Feb-08
USD	56.09		0.03	Luxembourg Part 1 SICAV	III	G, F, A, N, L, SP, UK, FR	No	1/10	No	No	No	No	No	DB X-Trackers	08-Feb-08
EUR	30.30	5.66	0.01	Luxembourg Part 1 SICAV	III	G, F, A, N, L, SP, IT	No		No	No	No	No	No	DB X-Trackers	03-Mar-08
EUR	49.46	6.16		Luxembourg Part 1 SICAV	III	G, F, A, N, L, SP, IT	No		No	No	No	No	No	DB X-Trackers	03-Mar-08
EUR	25.83	4.02		Luxembourg Part 1 SICAV	III	G, F, A, N, L, SP, IT	No		No	No	No	No	No	DB X-Trackers	03-Mar-08
EUR	24.74	3.85		Luxembourg Part 1 SICAV	III	G, F, A, N, L, SP, IT	No		No	No	No	No	No	DB X-Trackers	03-Mar-08
EUR	29.54	4.60		Luxembourg Part 1 SICAV	III	G, F, A, N, L, SP, IT	No		No	No	No	No	No	DB X-Trackers	03-Mar-08
SEK	50.40	466.93	29.22	Swedish Mutual Fund	No	S	No	100	No	No	No	No	No	XACT Fonder	08-Feb-05
EUR	64.58	248.38	16.96	French FCP	III	FR	No	1/100	Yes	No	No	No	No	SG Asset Management	16-Jan-07
EUR	46.65	140.20	5.57	French FCP	III	FR	No	1/100	Yes	No	No	No	No	SG Asset Management	04-Apr-07
														SG Asset Management	Planned
EUR	33.72	175.58	1.06	Luxembourg SICAV	III	A, G, NA				No	No	No	No	ABN Amro Bank	31-May-06
EUR	33.58	-	0.01	Luxembourg SICAV	III	A, G, NA				No	No	No	No	ABN Amro Bank	31-Jul-07
EUR	33.85	-	0.01	Luxembourg SICAV	III	A, G, NA				No	No	No	No	ABN Amro Bank	06-Dec-07
EUR	61.03	612.73	1.34	Luxembourg FCP	III	A, G, SW	en cours	1/100	No	No	No	No	No	AXA IM / BNP AM	19-May-05
USD	92.31	-	0.49	Luxembourg FCP	III	A, G, SW	No	1/100	No	No	No	No	No	AXA IM / BNP AM	23-May-05
EUR	265.87	147.38	0.40	Luxembourg FCP	III	L, G, FR, A	No	1/10	No	No	No	No	No	AXA IM / BNP AM	11-Jul-06
EUR	269.78	-	0.94	Luxembourg FCP	III	L, G, FR, A	No	1/10	No	No	No	No	No	AXA IM / BNP AM	06-Sep-06
EUR	270.53	-	0.38	Luxembourg FCP	III	L, G, FR, A	No	1/10	No	No	No	No	No	AXA IM / BNP AM	29-Sep-06
EUR	332.27	5.69	0.00	Luxembourg FCP	III	G	No	1	No	No	No	No	No	AXA IM / BNP AM	01-Oct-07
EUR	191.39	117.42	0.38	Luxembourg FCP	III	A, LU, G, IT, FR	No	1/10	No	No	No	No	No	AXA IM / BNP AM	10-Feb-06
EUR	191.54	-	0.19	Luxembourg FCP	III	A, LU, G, IT, FR	No	1/10	No	No	No	No	No	AXA IM / BNP AM	09-Jun-06
EUR	192.85	-	0.80	Luxembourg FCP	III	A, LU, G, IT, FR	No	1/10	No	No	No	No	No	AXA IM / BNP AM	21-Jun-06
EUR	95.90	312.40	1.67	Luxembourg FCP	III	L, G, FR, A	No	1/10	No	No	No	No	No	AXA IM / BNP AM	09-Sep-06
EUR	109.23	97.97	0.22	Luxembourg SICAV	III	A, G, NA				No	No	No	No	ABN Amro Bank	25-Apr-07
EUR	109.40	-	0.16	Luxembourg SICAV	III	A, G, NA				No	No	No	No	ABN Amro Bank	27-Aug-07
EUR	108.00	-	0.03	Luxembourg SICAV	III	A, G, NA				No	No	No	No	ABN Amro Bank	14-Nov-07
EUR	26.99	589.07	0.82	French FCP	III	A, FR, G, IT, SW, SG, HK	No	1/10	No	No	No	No	No	Lyxor Asset Management	01-Feb-06
EUR	27.00	-	0.97	French FCP	III	A, FR, G, IT, SW, SG, HK	No	1/10	No	No	No	No	No	Lyxor Asset Management	01-Jun-06
USD	41.50	-	0.07	French FCP	III	FR, G, IT, SW, SG, HK	No	1/10	No	No	No	No	No	Lyxor Asset Management	29-Jun-06
EUR	26.92	-	0.48	French FCP	III	A, FR, G, IT, SW, SG, HK	No	1/10	No	No	No	No	No	Lyxor Asset Management	09-Aug-06
EUR	17.40	270.53	0.20	French FCP	III	A, FR, G, IT, SW	No	1/10	No	No	No	No	No	Lyxor Asset Management	09-Aug-06
USD	26.89	-	0.03	French FCP	III	FR, G, IT, SW	No	1/10	No	No	No	No	No	Lyxor Asset Management	10-Feb-05
EUR	17.36	-	0.03	French FCP	III	A, FR, G, IT, SW	No	1/10	No	No	No	No	No	Lyxor Asset Management	10-Feb-05
EUR	17.40	-	0.59	French FCP	III	A, FR, G, IT, SW	No	1/10	No	No	No	No	No	Lyxor Asset Management	10-Feb-05
GB-p	1,381.75	49.33	0.08	French SICAV	III	UK	No	1/10	No	No	No	No	No	Lyxor Asset Management	28-Jun-07
USD	26.94	-	0.04	French SICAV	III	UK	No	1/10	No	No	No	No	No	Lyxor Asset Management	10-Feb-05
GB-p	2,143.75	59.52	0.50	French SICAV	III	UK	No	1/10	No	No	No	No	No	Lyxor Asset Management	28-Jun-07
USD	41.80	-	0.23	French SICAV	III	UK	No	1/10	No	No	No	No	No	Lyxor Asset Management	10-Feb-05
EUR	107.25	15.36	0.02	Luxembourg SICAV	III	A, G, NA				No	No	No	No	ABN Amro Bank	25-Apr-07
EUR	107.80	-	0.01	Luxembourg SICAV	III	A, G, NA				No	No	No	No	ABN Amro Bank	10-Feb-05
EUR	109.59	-	0.00	Luxembourg SICAV	III	A, G, NA				No	No	No	No	ABN Amro Bank	10-Feb-05
EUR	113.68	8.85	0.03	Luxembourg SICAV	III	A, G, NA, SW				No	No	No	No	ABN Amro Bank	26-Apr-07
EUR	105.30	-	0.00	Luxembourg SICAV	III	A, G, NA, SW				No	No	No	No	ABN Amro Bank	10-Feb-05
USD	175.00	-	0.01	Luxembourg SICAV	III	A, G, NA, SW				No	No	No	No	ABN Amro Bank	10-Feb-05
EUR	105.30	-	0.00	Luxembourg SICAV	III	A, G, NA, SW				No	No	No	No	ABN Amro Bank	10-Feb-05
TRY	35.30	36.01	1.57	Gold Fund	Yes	T	No		No	No	No	No	No	Finans Portfoly Yonetimi	28-Sep-06
CHF	2,928.00	101.32	6.57	Sinlge Asset	No	SW	No		No	No	No	No	No	Zurich Cantonal Bank	15-Mar-06
CHF	1,443.00	16.65	0.96	Sinlge Asset	No	SW	No		No	No	No	No	No	Zurich Cantonal Bank	10-May-07
CHF	3,430.00	9.89	0.71	Sinlge Asset	No	SW	No		No	No	No	No	No	Zurich Cantonal Bank	10-May-07
CHF	1,674.00	27.36	1.30	Sinlge Asset	No	SW	No		No	No	No	No	No	Zurich Cantonal Bank	10-May-07
EUR	38.09	120.40	0.02	German Index Fund	III	FR, G, IT	No	1/10	No	No	No	No	No	Barclays Global Investors	21-Aug-07
EUR	37.10	-	0.00	German Index Fund	III	FR, G, IT	No	1/10	No	No	No	No	No	Barclays Global Investors	10-Feb-05
EUR	37.34	-	-	German Index Fund	III	FR, G, IT	No	1/10	No	No	No	No	No	Barclays Global Investors	10-Feb-05
EUR	41.38	707.49	0.38	Luxembourg Part 1 SICAV	III	A, F, FR, G, IT, L, N, S, SP, SW, UK	No	1/10	No	No	No	No	No	DB X-Trackers	13-Jul-07
														Merrill Lynch	Planned
EUR	38.00	4.73		Luxembourg Part 1 SICAV	III	G, F, A, N, L, SP	No	1		No	No	No	No	DB X-Trackers	06-Feb-08

ETFs Listed in Europe



Name	Price Ticker		Intraday NAV		Index		ISIN	Approx. No of Stocks		Annual TER	
	Bloomberg	Reuters	Bloomberg	Reuters	Bloomberg	Reuters		ETF	Index	(bps)	Divs
db x-trackers CURRENCY CARRY	XCCC GR	XCCC.DE	XCCCNV	XCCCNV.DE	DBHT10EF		LU0328474126			30	R
db x-trackers CURRENCY RETURNS	XCCR GR	XCCR.DE	XCCRNNAV	XCCRNNAV.DE	DBCREFUF		LU0328474472			30	R
db x-trackers CURRENCY MOMENTUM	XMOM GR	XMOM.DE	XMOMINAV	XMOMNAV.DE	DBMOMEFF		LU0328474043			30	R
db x-trackers US Dollar Money Market	XUSD LN	XUSD.L		XUSDNAV=DFBT	DBMMFED1		LU0356591882			15	
db x-trackers Sterling Money Market	XGBP LN	XGBP.L		XGBPNV=DFBT	DBMMSONI		LU0356592187			15	
Fixed Income											
Global											
Lyxor ETF EuroMTS Global	MTX FP	MTX.PA	VLMTX	.VLMTX	EMTXGRT	EMTXGRT=	FR0010028860	129	129	16.5	R
Borsa Italiana	EMG IM	EMG.MI	VLMTX	.VLMTX	EMTXGRT	EMTXGRT=	FR0010028860	129	129	16.5	R
Deutsche Boerse	LYQ1 GY	MTX.DE	VLMTX	.VLMTX	EMTXGRT	EMTXGRT=	FR0010028860	129	129	16.5	R
EasyETF iBoxx Liquid Sovereigns Global	ISM FP	EEIB.PA	VLISM	.VLEEIB	QX62	.QX62	FR0010276949	30	30	15	R
Borsa Italiana	ISM IM	EEIB.MI	VLISM	.VLEEIB	QX62	.QX62	FR0010276949	30	30	15	R
Government											
db x-trackers II iBOXX Euro Sovereigns Eurozone Total Return	XGLE GR	XGLE.DE		XGLENV.DE	QW1A	.QW1AP	LU0290355717	234	234	15	R
Borsa Italiana	XGLE IM	XGLE.MI			QW1A	.QW1AP	LU0290355717	234	234	15	R
db x-trackers II iBOXX Euro Sovereigns Eurozone 1-3 Total Return	X13E GR	X13E.DE		X13ENV.DE	QW1E		LU0290356871	59	59	15	R
Borsa Italiana	X13E IM	X13E.MI			QW1E		LU0290356871	59	59	15	R
db x-trackers II iBOXX Euro Sovereigns Eurozone 3-5 Total Return	X35E GR	X35E.DE		X35ENV.DE	QW1I	.QW1IP	LU0290356954	41	41	15	R
Borsa Italiana	X35E IM	X35E.MI			QW1I	.QW1IP	LU0290356954	41	41	15	R
db x-trackers II iBOXX Euro Sovereigns Eurozone 5-7 Total Return	X57E GR	X57E.DE		X57ENV.DE	QW1M	.QW1MP	LU0290357176	33	33	15	R
Borsa Italiana	X57E IM	X57E.MI			QW1M	.QW1MP	LU0290357176	33	33	15	R
db x-trackers II iBOXX Euro Sovereigns Eurozone 7-10 Total Return	X710 GR	X710.DE		X710NAV.DE	QW1Q		LU0290357259	42	42	15	R
Borsa Italiana	X710 IM	X710.MI			QW1Q		LU0290357259	42	42	15	R
db x-trackers II iBOXX Euro Sovereigns Eurozone 10-15 Total Return	X105 GR	X105.DE		X105NAV.DE	GSUJ	.GSUJ	LU0290357333	16	16	15	R
Borsa Italiana	X105 IM	X105.MI			GSUJ	.GSUJ	LU0290357333	16	16	15	R
db x-trackers II iBOXX Euro Sovereigns Eurozone 15+ Total Return	X15E GR	X15E.DE		X15ENV.DE	GSUH	X15ENAV=DFBT	LU0290357507	43	43	15	R
Borsa Italiana	X15E IM	X15E.MI			GSUH	X15ENAV=DFBT	LU0290357507	43	43	15	R
db x-trackers II iBOXX Euro Sovereigns Eurozone 25+ Total Return	X25E GR	X25E.DE		X25ENV.DE	DBEUZN25		LU0290357846	18	18	15	R
Borsa Italiana	X25E IM	X25E.MI			DBEUZN25		LU0290357846	18	18	15	R
db X-Trackers II iBOXX €GERMANY COVERED TOTAL RETURN	XBCT GR	XBCT.DE	XBCTINAV	XBCTNAV.DE	QX3A		LU0321463506	135	135	15	R
db X-Trackers II Emerging Markets Liquid Eurobond	XEMB GR										
EasyETF iBoxx Liquid Sovereigns Extra Short	ISS FP	ISS.PA	VLISS	.VLISS	QX61	.QX61	FR0010276923	10	10	15	R
Borsa Italiana	ISS IM	ISS.MI	VLISS	.VLISS	QX61	.QX61	FR0010276923	10	10	15	R
EasyETF iBoxx Liquid Sovereigns Long	ISL FP	ISL.PA	VLISL	.VLISL	IB8P	.IB8P	FR0010276964	10	10	15	R
Borsa Italiana	ISL IM	ISL.MI	VLISL	.VLISL	IB8P	.IB8P	FR0010276964	10	10	15	R
FTSE Istanbul Bond	FBIST TI	FBIST.IS			TRGOV01		TRYFNBK00063			51*	
iShares \$ Treasury Bond 1- 3 years	IBTS LN	IBTS.L	INAVUSTP	USTBGBP=INAV	BCEY6T	USD1=BARL	IE00B14X4S71	15	15	20	S (Mar, Sep)
Euronext Amsterdam	IBTS NA	IBTS.AS	INAVUSTE	USTBEUR=INAV	BCEY6T	USD1=BARL	IE00B14X4S71	15	15	20	S (Mar, Sep)
London Stock Exchange	IDBT LN	IDBT.L	INAVUSTU	USTBUSD=INAV	BCEY6T	USD1=BARL	IE00B14X4S71	15	15	20	S (Mar, Sep)
Deutsche Boerse	IUSU GY	IUSU.DE	INAVUSTE	USTBEUR=INAV	BCEY6T	USD1=BARL	DE000A0J2078	15	15	20	S (Mar, Sep)
Euronext Paris	ITU FP	ITU.PA	INAVUSTE	USTBEUR=INAV	BCEY6T	USD1=BARL	IE00B14X4S71	15	15	20	S (Mar, Sep)
Borsa Italiana	IBTS IM	IBTS.MI	INAVUSTE	USTBEUR=INAV	BCEY6T	USD1=BARL	IE00B14X4S71	15	15	20	S (Mar, Sep)
Swiss Exchange	IBTS SW	IBTS.S	INAVUSTU	USTBUSD=INAV	BCEY6T	USD1=BARL	IE00B14X4S71	15	15	20	S (Mar, Sep)
iShares \$ Treasury Bond 7-10	IBTM LN	IBTM.L	INAVTRBP	TRBGBP=INAV	BCEY4T	USD2=BARL	IE00B1FZS798	12	12	20	S (Apr, Oct)
London Stock Exchange	IDTM LN	IDTM.L	INAVTRBU	TRBUSD=INAV	BCEY4T	USD2=BARL	IE00B1FZS798	12	12	20	S (Apr, Oct)
Borsa Italiana	IBTM IM	IBTM.MI	INAVTRBE	TRBEUR=INAV	BCEY4T	USD2=BARL	IE00B1FZS798	12	12	20	S (Apr, Oct)
Deutsche Boerse	IUSM GR	IUSM.DE	INAVTRBE	TRBEUR=INAV	BCEY4T	USD2=BARL	DE000A0LGOB6	12	12	20	S (Apr, Oct)
Euronext Paris	BTM FP	BTM.PA	INAVTRBE	TRBEUR=INAV	BCEY4T	USD2=BARL	IE00B1FZS798	12	12	20	S (Apr, Oct)
Swiss Exchange	IBTM SW	IBTM.S	INAVTRBU	TRBUSD=INAV	BCEY4T	USD2=BARL	IE00B1FZS798	12	12	20	S (Apr, Oct)
iShares € Gov Bond 1 - 3 years	IBGS LN	IBGS.L	INAVEGBP	EUGBGBP=INAV	BCEX6T	EURT1=BARL	IE00B14X4Q57	9	9	20	S (Mar, Sep)
Euronext Amsterdam	IBGS NA	IBGS.AS	INAVEGBE	EUGBEUR=INAV	BCEX6T	EURT1=BARL	IE00B14X4Q57	9	9	20	S (Mar, Sep)
Deutsche Boerse	IBCA GY	IBCA.DE	INAVEGBE	EUGBEUR=INAV	BCEX6T	EURT1=BARL	DE000A0J21A7	9	9	20	S (Mar, Sep)
Euronext Paris	IBU FP	IBU.PA	INAVEGBE	EUGBEUR=INAV	BCEX6T	EURT1=BARL	IE00B14X4Q57	9	9	20	S (Mar, Sep)
Borsa Italiana	IBGS IM	IBGS.MI	INAVEGBE	EUGBEUR=INAV	BCEX6T	EURT1=BARL	IE00B14X4Q57	9	9	20	S (Mar, Sep)
Swiss Exchange	IBGS SW	IBGS.S	INAVEGBE	EUGBCHF=INAV	BCEX6T	EURT1=BARL	IE00B14X4Q57	9	9	20	S (Mar, Sep)
iShares eb.rerx® Government Germany (DE)	RXRGEY GY	RXRGEY.DE	RXRGNVAV	RXRGNVAV=INAV	RXRGR	.RXRG	DE0006289465	25	25	15.6	R
iShares eb.rerx® Government Germany 1.5-2.5 (DE)	RXP1EX GY	RXP1EX.DE	RXP1NAV	RXP1NAV=INAV	RXP1	.RXP1	DE0006289473	7	7	15.6	Q (Feb, May, Aug, Nov)
iShares eb.rerx® Government Germany 2.5-5.5 (DE)	RXP2EX GY	RXP2EX.DE	RXP2NAV	RXP2NAV=INAV	RXP2	.RXP2	DE0006289481	12	12	15.6	Q (Feb, May, Aug, Nov)
iShares eb.rerx® Government Germany 5.5-10.5 (DE)	RXP5EX GY	RXP5EX.DE	RXP5NAV	RXP5NAV=INAV	RXP5	.RXP5	DE0006289499	9	9	15.6	Q (Feb, May, Aug, Nov)
iShares eb.rerx® Government Germany 10.5+ (DE)	RXPXEX GY	RXPXEX.DE	RXPXNAV	RXPXNAV=INAV	RXPX	.RXPX	DE000A0DQB31	8	8	15.5	Q (Feb, May, Aug, Nov)
iShares Euro Government Bond 3-5	IEGX LN	IEGX.L	INAVGBTP	GBTGBP=INAV	BCEE7T	EURT3=BARL	IE00B1FZS681	13	13	20	S (Apr, Oct)
London Stock Exchange	IEGX LN	IEGX.L	INAVGBTU	GBTUSD=INAV	BCEE7T	EURT3=BARL	IE00B1FZS681	13	13	20	S (Apr, Oct)
Borsa Italiana	IBGX IM	IBGX.MI	INAVGBTE	GBTEUR=INAV	BCEE7T	EURT3=BARL	IE00B1FZS681	13	13	20	S (Apr, Oct)
Deutsche Boerse	IBCN GR	IBCN.DE	INAVGBTE	GBTEUR=INAV	BCEE7T	EURT3=BARL	DE000A0LQGD2	13	13	20	S (Apr, Oct)
Euronext Paris	BGX FP	IBGX.PA	INAVGBTE	GBTEUR=INAV	BCEE7T	EURT3=BARL	IE00B1FZS681	13	13	20	S (Apr, Oct)
Swiss Exchange	IBGX SW	IBGX.S	INAVGBTP	GBTGBP=INAV	BCEE7T	EURT3=BARL	IE00B1FZS681	13	13	20	S (Apr, Oct)
Euronext Amsterdam	IBGX NA	IBGX.AS	INAVGBTE	GBTEUR=INAV	BCEE7T	EURT3=BARL	IE00B1FZS681	13	13	20	S (Apr, Oct)
iShares Euro Government Bond 7-10	IBGM LN	IBGM.L	INAVGBSP	GBSGBP=INAV	BCEE9T	EURT2=BARL	IE00B1FZS806	14	14	20	S (Apr, Oct)
London Stock Exchange	IEGM LN	IEGM.L	INAVGBSU	GBSUSD=INAV	BCEE9T	EURT2=BARL	IE00B1FZS806	14	14	20	S (Apr, Oct)
Borsa Italiana	IBGM IM	IBGM.MI	INAVGBSE	GBSEUR=INAV	BCEE9T	EURT2=BARL	IE00B1FZS806	14	14	20	S (Apr, Oct)
Deutsche Boerse	IBCM GR	IBCM.DE	INAVGBSE	GBSEUR=INAV	BCEE9T	EURT2=BARL	DE000A0LQGH3	14	14	20	S (Apr, Oct)
Swiss Exchange	IBGM SW	IBGM.S	INAVGBSC	GBSEUR=INAV	BCEE9T	EURT2=BARL	IE00B1FZS806	14	14	20	S (Apr, Oct)
Euronext Paris	BGM FP	BGM.PA	INAVGBSE	GBSEUR=INAV	BCEE9T	EURT2=BARL	IE00B1FZS806	14	14	20	S (Apr, Oct)
Euronext Amsterdam	IBGM NA	IBGM.AS	INAVGBSE	GBSEUR=INAV	BCEE9T	EURT2=BARL	IE00B1FZS806	14	14	20	S (Apr, Oct)
iShares Euro Government Bond 15-30	IBGL LN	IBGL.L	INAVGBFP	GBFGBP=INAV	BCEX1T	EURT4=BARL	IE00B1FZS913	29	29	20	S (Apr, Oct)
London Stock Exchange	IEGL LN	IEGL.L	INAVGBFU	GBFUSD=INAV	BCEX1T	EURT4=BARL	IE00B1FZS913	29	29	20	S (Apr, Oct)
Borsa Italiana	IBGL IM	IBGL.MI	INAVGBFE	GBFEUR=INAV	BCEX1T	EURT4=BARL	IE00B1FZS913	29	29	20	S (Apr, Oct)
Deutsche Boerse	IBCL GR	IBCL.DE	INAVGBFE	GBFEUR=INAV	BCEX1T	EURT4=BARL	DE000A0LQGC4	29	29	20	S (Apr, Oct)
Swiss Exchange	IBGL SW	IBGL.S	INAVGBFC	GBFEUR=INAV	BCEX1T	EURT4=BARL	IE00B1FZS913	29	29	20	S (Apr, Oct)
Euronext Paris	BGL FP	IBGL.PA	INAVGBFE	GBFEUR=INAV	BCEX1T	EURT4=BARL	IE00B1FZS913	29	29	20	S (Apr, Oct)
Euronext Amsterdam	IBGL NA	IBGL.AS	INAVGBFE	GBFEUR=INAV	BCEX1T	EURT4=BARL	IE00B1FZS913	29	29	20	S (Apr, Oct)
iShares FTSE UK Gilt All Stocks	IGLT LN	IGLT.L	INAVGLTP	GLTGBP=INAV	FTFRBGA		IE00B1FZS830	29	29	20	S (Apr, Oct)
Borsa Italiana	IGLT IM	IGLT.MI	INAVGLTE	GLTEUR=INAV	FTFRBGA		IE00B1FZS830	29	29	20	S (Apr, Oct)
iShares iBoxx® €Liquid Sovereigns Capped 1.5-10.5 (DE)	IB83EX GY	IB83EX.DE	IB83NAV	IB83NAV=INAV	IB83X	.IB83	DE000A0H0785	25	25	15.6	Q (Feb, May, Aug, Nov)
iShares iBoxx® €Liquid Sovereigns Capped 1.5-2.5 (DE)	IB85EX GY	IB85EX.DE	IB85NAV	IB85NAV=INAV	IB85X	.IB85	DE000A0H0793	15	15	15.6	Q (Feb, May, Aug, Nov)
iShares iBoxx® €Liquid Sovereigns Capped 2.5-5.5 (DE)	IB89EX GY	IB89EX.DE	IB89NAV	IB89NAV=INAV	IB82	.IB89	DE000A0H08A8	15	15	15.6	Q (Feb, May, Aug, Nov)
iShares iBoxx® €Liquid Sovereigns Capped 5.5-10.5 (DE)	IB8ZEX GY	IB8ZEX.DE	IB82NAV	IB82NAV=INAV	IB82	.IB82	DE000A0H08B6	15	15	15.6	Q (Feb, May, Aug, Nov)
iShares iBoxx® €Liquid Sovereigns Capped 10.5+ (DE)	IB87EX GY	IB87EX.DE	IB87NAV	IB87NAV=INAV	IB87X	.IB87	DE000A0H08C4	15	15	15.6	Q (Feb, May, Aug, Nov)
JPMorgan GBI EMU	JEG FP	JEG.PA	VLJEG		JNEULOC	JPEMU01	FR0010476515			15	A
Borsa Italiana	JGBEUG IM	JGBEUG.MI	VLJEG		JNEULOC	JPEMU01	FR0010476515			15	A



Currency	Local Price ¹	AUM (USD MM) ¹	Avg Daily Volume (USD MM) ²	Fund Structure	UCITS	Reg's	UK Dist	Init. Index	PEA	Options	Futures	Manager	Launch Date
EUR	55.69	36.42		Luxembourg Part 1 SICAV	III	G, F, A, N, L, SP	No	1		No	No	DB X-Trackers	06-Feb-08
EUR	43.51	11.52		Luxembourg Part 1 SICAV	III	G, F, A, N, L, SP	No	1		No	No	DB X-Trackers	06-Feb-08
EUR	34.06	5.30		Luxembourg Part 1 SICAV	III	G, F, A, N, L, SP	No	1		No	No	DB X-Trackers	06-Feb-08
USD	169.44	16.94			III	UK				No	No	DB X-Trackers	18-Apr-08
GB-p	17,961.00	35.62			III	UK				No	No	DB X-Trackers	18-Apr-08
EUR	117.66	2,152.76	5.50	French SICAV	III	A, FR, G, IT	No	1/100	No	No	No	Lyxor Asset Management	22-Jan-04
EUR	117.48	-	5.28	French SICAV	III	A, FR, G, IT	No	100 basis	No	No	No	Lyxor Asset Management	27-Apr-04
EUR	117.40	-	0.28	French SICAV	III	A, FR, G, IT	No	100 basis	No	No	No	Lyxor Asset Management	30-May-06
EUR	147.81	89.30	0.28	French FCP	III	FR, IT	No	1/1	No	No	No	AXA IM / BNP AM	17-Mar-06
EUR	147.49	-	0.07	French FCP	III	FR, IT	No	1/1	No	No	No	AXA IM / BNP AM	10-Oct-06
EUR	148.41	515.81	0.01	Luxembourg Part 1 SICAV	III	A, G, IT, L, SP	No	1		No	No	DB X-Trackers	28-Jun-07
EUR	148.48	-	0.52	Luxembourg Part 1 SICAV	III	A, G, IT, L, SP	No	1		No	No	DB X-Trackers	06-Nov-07
EUR	139.76	448.09	0.06	Luxembourg Part 1 SICAV	III	A, G, IT, L, SP	No	1		No	No	DB X-Trackers	28-Jun-07
EUR	139.81	-	0.51	Luxembourg Part 1 SICAV	III	A, G, IT, L, SP	No	1		No	No	DB X-Trackers	07-Nov-07
EUR	145.52	620.65	0.02	Luxembourg Part 1 SICAV	III	A, G, IT, L, SP	No	1		No	No	DB X-Trackers	28-Jun-07
EUR	144.96	-	0.00	Luxembourg Part 1 SICAV	III	A, G, IT, L, SP	No	1		No	No	DB X-Trackers	07-Nov-07
EUR	150.57	333.40	0.01	Luxembourg Part 1 SICAV	III	A, G, IT, L, SP	No	1		No	No	DB X-Trackers	28-Jun-07
EUR	148.97	-		Luxembourg Part 1 SICAV	III	A, G, IT, L, SP	No	1		No	No	DB X-Trackers	07-Nov-07
EUR	153.19	47.23	0.00	Luxembourg Part 1 SICAV	III	A, G, IT, L, SP	No	1		No	No	DB X-Trackers	28-Jun-07
EUR	153.23	-	0.01	Luxembourg Part 1 SICAV	III	A, G, IT, L, SP	No	1		No	No	DB X-Trackers	07-Nov-07
EUR	154.13	183.60	0.00	Luxembourg Part 1 SICAV	III	A, G, IT, L, SP	No	1		No	No	DB X-Trackers	28-Jun-07
EUR	151.39	-	1.60	Luxembourg Part 1 SICAV	III	A, G, IT, L, SP	No	1		No	No	DB X-Trackers	07-Nov-07
EUR	158.70	94.89	0.00	Luxembourg Part 1 SICAV	III	A, G, IT, L, SP	No	1		No	No	DB X-Trackers	28-Jun-07
EUR	154.63	-		Luxembourg Part 1 SICAV	III	A, G, IT, L, SP	No	1		No	No	DB X-Trackers	07-Nov-07
EUR	157.74	61.16		Luxembourg Part 1 SICAV	III	A, G, IT, L, SP	No	1		No	No	DB X-Trackers	28-Jun-07
EUR	157.99	-		Luxembourg Part 1 SICAV	III	A, G, IT, L, SP	No	1		No	No	DB X-Trackers	07-Nov-07
EUR	145.92	37.49	0.01	Luxembourg Part 1 SICAV	III	G	No	1		No	No	DB X-Trackers	29-Jan-08
EUR	139.43	73.82	0.28	French FCP	III	FR, IT	No	1/1	No	No	No	AXA IM / BNP AM	17-Mar-06
EUR	139.54	-	0.01	French FCP	III	FR, IT	No	1/1	No	No	No	AXA IM / BNP AM	10-Oct-06
EUR	153.48	64.53	0.14	French FCP	III	FR, IT	No	1/1	No	No	No	AXA IM / BNP AM	17-Mar-06
EUR	155.10	-	0.00	French FCP	III	FR, IT	No	1/1	No	No	No	AXA IM / BNP AM	10-Oct-06
TRY	109.20	85.69	14.96	Equity Fund	T					No	No	Finans Portfoly Yonetimi	24-Oct-07
GBP	65.05	98.05	0.04	Irish VCIC	III	A, CL, FR, I, IT, L, N, SW, UK, G	Yes		No	No	No	Barclays Global Investors	06-Jun-06
EUR	82.46	-	0.00	Irish VCIC	III	A, CL, FR, I, IT, L, N, SW, UK, G	Yes		No	No	No	Barclays Global Investors	17-Aug-06
USD	126.66	-	0.49	Irish VCIC	III	A, CL, FR, I, IT, L, N, SW, UK, G	Yes		No	No	No	Barclays Global Investors	06-Sep-06
EUR	81.81	-	0.53	Irish VCIC	III	A, CL, FR, I, IT, L, N, SW, UK, G	Yes		No	No	No	Barclays Global Investors	05-Sep-06
EUR	82.48	-	0.01	Irish VCIC	III	A, CL, FR, I, IT, L, N, SW, UK, G	Yes		No	No	No	Barclays Global Investors	10-Oct-06
EUR	82.02	-	0.45	Irish VCIC	III	A, CL, FR, I, IT, L, N, SW, UK, G	Yes		No	No	No	Barclays Global Investors	25-Sep-06
USD	126.60	-	0.21	Irish VCIC	III	A, CL, FR, I, IT, L, N, SW, UK, G	Yes		No	No	No	Barclays Global Investors	27-Sep-06
GBP	83.19	46.20	0.02	Irish VCIC	III	CL, FR, I, IT, L, N, SW, UK, G	Yes		No	No	No	Barclays Global Investors	11-Dec-06
USD	162.06	-	0.24	Irish VCIC	III	CL, FR, I, IT, L, N, SW, UK, G	Yes		No	No	No	Barclays Global Investors	11-Dec-06
EUR	104.74	-	0.14	Irish VCIC	III	CL, FR, I, IT, L, N, SW, UK, G	Yes		No	No	No	Barclays Global Investors	20-Mar-07
EUR	105.22	-	0.01	Irish VCIC	III	CL, FR, I, IT, L, N, SW, UK, G	Yes		No	No	No	Barclays Global Investors	16-Mar-07
EUR	103.30	-	0.00	Irish VCIC	III	CL, FR, I, IT, L, N, SW, UK, G	Yes		No	No	No	Barclays Global Investors	17-Apr-07
USD	161.91	-	0.05	Irish VCIC	III	CL, FR, I, IT, L, N, SW, UK, G	Yes		No	No	No	Barclays Global Investors	16-Apr-07
GBP	103.90	239.04	0.46	Irish VCIC	III	A, CL, FR, I, IT, L, N, SW, UK, G, MX	Yes		No	No	No	Barclays Global Investors	06-Jun-06
EUR	130.94	-	0.27	Irish VCIC	III	A, CL, FR, I, IT, L, N, SW, UK, G, MX	Yes		No	No	No	Barclays Global Investors	17-Jul-06
EUR	130.92	-	0.98	Irish VCIC	III	A, CL, FR, I, IT, L, N, SW, UK, G, MX	Yes		No	No	No	Barclays Global Investors	05-Sep-06
EUR	131.00	-	0.19	Irish VCIC	III	A, CL, FR, I, IT, L, N, SW, UK, G, MX	Yes		No	No	No	Barclays Global Investors	10-Oct-06
EUR	131.02	-	0.22	Irish VCIC	III	A, CL, FR, I, IT, L, N, SW, UK, G, MX	Yes		No	No	No	Barclays Global Investors	25-Sep-06
CHF	211.50	-	0.01	Irish VCIC	III	A, CL, FR, I, IT, L, N, SW, UK, G, MX	Yes		No	No	No	Barclays Global Investors	27-Sep-06
EUR	132.60	773.47	13.43	German Index Fund	No ⁴	G, L, LI	No	1/1	No	No	No	Barclays Global Investors	06-Feb-03
EUR	99.05	845.98	2.37	German Index Fund	No ⁴	G, L	No	1/1	No	No	No	Barclays Global Investors	11-Jun-03
EUR	104.70	888.69	4.35	German Index Fund	No ⁴	G, L	No	1/1	No	No	No	Barclays Global Investors	11-Jun-03
EUR	111.86	2,000.66	13.64	German Index Fund	No ⁴	G, L	No	1/1	No	No	No	Barclays Global Investors	11-Jun-03
EUR	120.51	309.81	0.72	German Index Fund	No	G	No	1/1	No	No	No	Barclays Global Investors	07-Oct-05
GBP	108.91	138.24	0.10	Irish VCIC	III	CL, FR, I, IT, L, N, SW, UK, G	Yes		No	No	No	Barclays Global Investors	11-Dec-06
EUR	137.38	-	0.11	Irish VCIC	III	CL, FR, I, IT, L, N, SW, UK, G	Yes		No	No	No	Barclays Global Investors	11-Dec-06
EUR	137.31	-	0.83	Irish VCIC	III	CL, FR, I, IT, L, N, SW, UK, G	Yes		No	No	No	Barclays Global Investors	20-Mar-07
EUR	137.27	-		Irish VCIC	III	CL, FR, I, IT, L, N, SW, UK, G	Yes		No	No	No	Barclays Global Investors	15-Mar-07
EUR	139.01	-	0.02	Irish VCIC	III	CL, FR, I, IT, L, N, SW, UK, G	Yes		No	No	No	Barclays Global Investors	03-Apr-07
CHF	221.47	-	0.01	Irish VCIC	III	CL, FR, I, IT, L, N, SW, UK, G	Yes		No	No	No	Barclays Global Investors	17-Apr-07
EUR	137.38	-	0.36	Irish VCIC	III	CL, FR, I, IT, L, N, SW, UK, G	Yes		No	No	No	Barclays Global Investors	07-May-07
GBP	114.22	135.92	1.68	Irish VCIC	III	CL, FR, I, IT, L, N, SW, UK, G	Yes		No	No	No	Barclays Global Investors	11-Dec-06
EUR	143.99	-	0.00	Irish VCIC	III	CL, FR, I, IT, L, N, SW, UK, G	Yes		No	No	No	Barclays Global Investors	11-Dec-06
EUR	143.81	-	1.16	Irish VCIC	III	CL, FR, I, IT, L, N, SW, UK, G	Yes		No	No	No	Barclays Global Investors	20-Mar-07
EUR	143.84	-		Irish VCIC	III	CL, FR, I, IT, L, N, SW, UK, G	Yes		No	No	No	Barclays Global Investors	15-Mar-07
CHF	232.04	-	0.01	Irish VCIC	III	CL, FR, I, IT, L, N, SW, UK, G	Yes		No	No	No	Barclays Global Investors	17-Apr-07
EUR	143.64	-	0.02	Irish VCIC	III	CL, FR, I, IT, L, N, SW, UK, G	Yes		No	No	No	Barclays Global Investors	02-May-07
EUR	142.33	-	0.03	Irish VCIC	III	CL, FR, I, IT, L, N, SW, UK, G	Yes		No	No	No	Barclays Global Investors	07-May-07
GBP	118.96	37.75	0.01	Irish VCIC	III	CL, FR, I, IT, L, N, SW, UK, G	Yes		No	No	No	Barclays Global Investors	11-Dec-06
EUR	149.96	-		Irish VCIC	III	CL, FR, I, IT, L, N, SW, UK, G	Yes		No	No	No	Barclays Global Investors	11-Dec-06
EUR	149.70	-	0.09	Irish VCIC	III	CL, FR, I, IT, L, N, SW, UK, G	Yes		No	No	No	Barclays Global Investors	20-Mar-07
EUR	149.66	-		Irish VCIC	III	CL, FR, I, IT, L, N, SW, UK, G	Yes		No	No	No	Barclays Global Investors	15-Mar-07
CHF	241.34	-		Irish VCIC	III	CL, FR, I, IT, L, N, SW, UK, G	Yes		No	No	No	Barclays Global Investors	16-Apr-07
EUR	148.29	-	0.01	Irish VCIC	III	CL, FR, I, IT, L, N, SW, UK, G	Yes		No	No	No	Barclays Global Investors	07-Jun-07
EUR	150.09	-	0.00	Irish VCIC	III	CL, FR, I, IT, L, N, SW, UK, G	Yes		No	No	No	Barclays Global Investors	11-Jun-07
GBP	9.84	312.10	3.43	Irish VCIC	III	CL, I, L, N, UK, G	Yes		No	No	No	Barclays Global Investors	04-Dec-06
EUR	12.39	-	0.22	Irish VCIC	III	CL, I, L, N, UK, G	Yes		No	No	No	Barclays Global Investors	20-Mar-07
EUR	104.52	134.27	0.67	German Index Fund	III	A, G	No	1/1	No	No	No	Barclays Global Investors	18-Jul-06
EUR	99.96	105.22	0.76	German Index Fund	III	A, G	No	1/1	No	No	No	Barclays Global Investors	18-Jul-06
EUR	104.37	108.89	0.23	German Index Fund	III	A, G	No	1/1	No	No	No	Barclays Global Investors	18-Jul-06
EUR	103.94	314.80	0.93	German Index Fund	III	A, G	No	1/1	No	No	No	Barclays Global Investors	18-Jul-06
EUR	102.90	32.05	0.20	German Index Fund	III	A, G	No	1/1	No	No	No	Barclays Global Investors	18-Jul-06
EUR	102.35	206.71	1.22		III	FR, IT	Yes			No	No	JPM Structured Fund Management	23-Oct-07
EUR	102.96	-	2.65		III	FR, IT	Yes			No	No	JPM Structured Fund Management	26-Nov-07

ETFs Listed in Europe



Name	Price Ticker		Intraday NAV		Index		Approx. No of Stocks		Annual TER	
	Bloomberg	Reuters	Bloomberg	Reuters	Bloomberg	Reuters	ETF	Index	(bps)	Divs
JPMorgan GBI EMU ETF 1-3Y	JGBEU1 IM	JGBEU1 IM	VLJE1	VLJE1	JMMVEG1	JPEMU32	FR0010561183		15	
JPMorgan GBI EMU 3-5Y	JGBEU2 IM	JGBEU2 IM	VLJE2	VLJE2	JMMVEG3	JPEMU33	FR0010561225		15	
JPMorgan ETF GBI EMU 5-7Y	JGBEU3 IM	JGBEU3 IM	VLJE3	VLJE3	JMMVEG5	JPEMU34	FR0010561241		15	
JPMorgan ETF GBI EMU 7-10Y	JE4 FP	JE4.PA	VLJE4		JMMVEG7	JPEMU35	FR0010561258		15	A
Borsa Italiana	JGBEU4 IM	JGBEU4 IM	VLJE4	VLJE4	JMMVEG7	JPEMU35	FR0010561258		15	
Lycor ETF EuroMTS 1-3Y	MTA FP	MTA.PA	VLMTA	VLMTA	EMTXART	EMTXART=	FR0010222224	22	22	16.5 R
Borsa Italiana	EM13 IM	EM13.MI	VLMTA	VLMTA	EMTXART	EMTXART=	FR0010222224	22	22	16.5 R
Deutsche Boerse	LYQ2 GY	MTA.DE	VLMTA	VLMTA	EMTXART	EMTXART=	FR0010222224	22	22	16.5 R
Lycor ETF EuroMTS 3-5 Y	MTB FP	MTB.PA	VLMTB	VLMTB	EMTXBRT	EMTXBRT=	FR0010037234	20	20	16.5 R
Borsa Italiana	EM35 IM	EM35.MI	VLMTB	VLMTB	EMTXBRT	EMTXBRT=	FR0010037234	20	20	16.5 R
Deutsche Boerse	LYQ3 GR	MTBL.DE	VLMTB	VLMTB	EMTXBRT	EMTXBRT=	FR0010037234	20	20	16.5 R
Lycor ETF EuroMTS 5-7 Y	MTG FP	MTG.PA	VLMTG	VLMTG	EMTXCRT	EMTXCRT=	FR0010411413	20	20	16.5 R
Deutsche Boerse	LYXMTG GR	LYXMTG.DE	VLMTG	VLMTG	EMTXCRT	EMTXCRT=	FR0010411413	20	20	16.5 R
Borsa Italiana	EM57 IM	EM57.MI	VLMTG	VLMTG	EMTXCRT	EMTXCRT=	FR0010411413	20	20	16.5 R
Lycor ETF EuroMTS 7-10 Y	MTD FP	LMTD.PA	VLMTD	VLMTD	EMTXDRT	EMTXDRT=	FR0010411439	20	20	16.5 R
Borsa Italiana	LYXMTD GR	LYXMTD.DE	VLMTD	VLMTD	EMTXDRT	EMTXDRT=	FR0010411439	20	20	16.5 R
Deutsche Boerse	EM710 IM	EM710.MI	VLMTD	VLMTD	EMTXDRT	EMTXDRT=	FR0010411439	20	20	16.5 R
Lycor ETF EuroMTS 10-15 Y	MTE FP	MTE.PA	VLMTG	VLMTG	EMTXERT	EMTXERT=	FR0010037242	13	13	16.5 R
Borsa Italiana	EM1015 IM	EM1015.MI	VLMTG	VLMTG	EMTXERT	EMTXERT=	FR0010037242	13	13	16.5 R
Deutsche Boerse	LYQ6 GY	MTE.DE	VLMTG	VLMTG	EMTXERT	EMTXERT=	FR0010037242	13	13	16.5 R
Lycor ETF EuroMTS 15+Y	MTF FP	MTF.PA	VLMTF	VLMTF	EMTXFRT	EMTXFRT=	FR0010481093		16.5	R
Deutsche Boerse	LYXMTF GR	LYXMTF.DE	VLMTF	VLMTF	EMTXFRT	EMTXFRT=	FR0010481093		16.5	R
Borsa Italiana	EM15 IM	EM15.MI	VLMTF	VLMTF	EMTXFRT	EMTXFRT=	FR0010481093		16.5	R
XMTCH Swiss Bond Index Domestic Government 3 - 7	XTBID SW	XTBID.S	NAVSG	XTBID.S	SBIGP3	.SWDOG3P	CH0016999846	5	5	14 S (Jun, Dec)
XMTCH on Swiss Bond Index Domestic Government 7+	XTBIG SW	XTBIG.S	NAVSB	XTBIG.S	SBIGP7	.SWDOG7P	CH0016999861	13	13	22 S (Jun, Dec)
iShares JPMorgan \$ Emerging Markets Bond	SEMB LN	SEMB.L	INAVEMG	JPEMGBP-IN	JPEICORE		IE00B2NPKV68	36	36	45 S
London Stock Exchange	IEMB LN	IEMB.L	INAVEMU	JPEMUSD-IN	JPEICORE		IE00B2NPKV68	36	36	45 S
Government/Corporate										
Lycor ETF EuroMTS CBA	ECB FP	ECB.PA	VLECB	VLECB	EXCGR	EXCGRT=	FR0010481127		16.5	R
Deutsche Boerse	LYXECB GR	LYXECB.DE	VLECB	VLECB	EXCGR	EXCGRT=	FR0010481127		16.5	R
BBVA- AFI Monetario Euro ETF	BBVAM SM	BBVAM MC			AFIXMOTR	AFIXMOTR	ES0106078001	23	23	5 -
BBVA- AFI Bonos Medio Plazo Euro ETF	BBVAD SM	BBVAD MC			AFIXMDTR	AFIXMDTR	ES0106061007	18	18	15 -
Corporate										
iShares EUR Liquid €Corporates	IBCS GY	IBCSZ.DE	INAVBXE2	IBCXEUR=INAV	IB8A	IB8A	DE0002511243	38	38	20 Q
London Stock Exchange	IBCX LN	IBCX.L	INAVBXE2	IBCXEUR=INAV	IB8A	IB8A	IE0032523478	38	38	20 Q
Borsa Italiana	IBCX IM	IBCX.MI	INAVBXE2	IBCXEUR=INAV	IB8A	IB8A	IE0032523478	38	38	20 Q
Swiss Exchange	IBCX SW	IBCX.S	INAVBXC	IBCXCHF=INAV	IB8A	IB8A	IE0032523478	38	38	20 Q
Euronext Amsterdam	IBCX NA	IBCX.AS	INAVBXE2	IBCXEUR=INAV	IB8A	IB8A	IE0032523478	38	38	20 Q
Euronext Paris	IBX FP	IBX.PA	INAVBXE2	IBCXEUR=INAV	IB8A	IB8A	IE0032523478	38	38	20 Q
iShares € Corporate Bond	SLXX LN	SLXX.L	INAVSLXP	SLXXGBP=INAV	IB8X	IB8A	IE00B00FV011	40	40	20 Q
iShares GS\$ Investop Corporate Bond	LODE LN	LODE.L	INAVUSDU	LODEUSD=INAV	IBOXIG	IBOXUSLIG	IE0032895942	100	100	20 M
Deutsche Boerse	IBCD GY	IBCD.DE	INAVUSDE	LODEEUR=INAV	IBOXIG	IBOXUSLIG	DE000A0DPY00	100	100	20 M
Borsa Italiana	LODE IM	LODE.MI	INAVUSDE	LODEEUR=INAV	IBOXIG	IBOXUSLIG	IE0032895942	100	100	20 M
Swiss Exchange	LODE SW	LODE.S	INAVUSDU	LODEUSD=INAV	IBOXIG	IBOXUSLIG	IE0032895942	100	100	20 M
Euronext Paris	LQD FP	LODE.PA	INAVUSDE	LODEEUR=INAV	IBOXIG	IBOXUSLIG	IE0032895942	100	100	20 M
Credit										
db x-trackers II ITRAXX Crossover 5-Year Total Return	XTXC GR	XTXC.DE	TXCINAV	TXCNAV.DE	ITRXTX51		LU0290359032	14	14	24 R
EasyETF ITraxx Crossover	EICEUR GR	EIEIC.F	EICNAV		ITRXTX51		LU0281436138	50	50	25 R
db x-trackers II ITraxx Europe 5-Year Total Return	XTXE GR	XTXE.DE	TXEINAV	TXENAV.DE	ITRXTX51		LU0290358653	14	14	18 R
db x-trackers II ITraxx HiVol 5-YEAR Total Return	XTXH GR	XTXH.DE	XMBRINAV	XMBRNAV.DE	ITRXTX51		LU0290358737	13	13	70 R
EasyETF ITraxx Europe HiVol	EIVEUR GR	EIVEUR.DE	EIVNAV		ITRXTX51		LU0281436302	30	30	20 R
EasyETF ITraxx® Europe Main										
Mortgage										
iShares eb.rexx® Jumbo Pfandbriefe (DE)	R1JKEX GY	R1JKEX.DE	R1JKNAV	R1JKNAV.DE	R1JK	R1JK	DE0002635265	25	25	9 Q (Feb, May, Aug, Nov)
Borsa Italiana	R1JKEX IM	R1JKEX.MI	R1JKNAV	R1JKNAV.DE	R1JK	R1JK	DE0002635265	25	25	9 Q (Feb, May, Aug, Nov)
Inflation Linked										
Lycor ETF EuroMTS Inflation Linked	MTI FP	MTI.PA	VLMTI	VLMTI	EMTXIGC	EMTXIGC=	FR0010174292	17	17	20 R
Borsa Italiana	EMI IM	EMI.MI	VLMTI	VLMTI	EMTXIGC	EMTXIGC=	FR0010174292	17	17	20 R
Deutsche Boerse	LYQ7 GY	MTI.DE	VLMTI	VLMTI	EMTXIGC	EMTXIGC=	FR0010174292	17	17	20 R
iShares €Inflation-Linked Bond	IBCI LN	IBCI.L	INAVILBP	EILBGBP=INAV	BEIG1T		IE00B0M62X26	20	20	25 R
Euronext Amsterdam	IBCI NA	IBCI.AS	INAVILBE	EILBEUR=INAV	BEIG1T		IE00B0M62X26	20	20	25 R
Deutsche Boerse	IBCI GY	IBCI.DE	INAVILBE	EILBEUR=INAV	BEIG1T		DE000A0HG258	20	20	25 R
Borsa Italiana	IBCI IM	IBCI.MI	INAVILBE	EILBEUR=INAV	BEIG1T		IE00B0M62X26	20	20	25 R
Swiss Exchange	IBCI SW	IBCI.S	INAVILBC	EILBCHF=INAV	BEIG1T		IE00B0M62X26	20	20	25 R
Euronext Paris	IBI FP	IBCI.PA	INAVILBE	EILBEUR=INAV	BEIG1T		IE00B0M62X26	20	20	25 R
iShares \$ TIPS	ITPS LN	ITPS.L	INAVITPP	TIPGBP=INAV	BCIT1T	USIL1=BARL	IE00B1FZSC47	22	22	25
Borsa Italiana	ITPS IM	ITPS.MI	INAVITPE	TIPPEUR=INAV	BCIT1T	USIL1=BARL	IE00B1FZSC47	22	22	25
Deutsche Boerse	IJUST GR	IJUST.DE	INAVITPE	TIPPEUR=INAV	BCIT1T	USIL1=BARL	DE000A0LQGF7	22	22	25
Swiss Exchange	ITPS SW	ITPS.S	INAVITPU	TIPUSD=INAV	BCIT1T	USIL1=BARL	IE00B1FZSC47	22	22	25
London Stock Exchange	IDTP LN	IDTP.L	INAVITPU	TIPUSD=INAV	BCIT1T	USIL1=BARL	IE00B1FZSC47	22	22	25
Euronext Paris	TPS FP	TPS.PA	INAVITPE	TIPPEUR=INAV	BCIT1T	USIL1=BARL	IE00B1FZSC47	22	22	25
iShares £ Index Linked Gilt	INXG LN	INXG.L	INAVILGP	ILGGBP=INAV	BCIU1T	UKIL1=BARL	IE00B1FZSD53	12	12	25 S (Apr, Oct)
db x-trackers II iBoxx Euro Inflation-linked Total Return	XEIN GR	XEIN.DE	XEINNAV	XEINNAV.DE	GBB0VMH7		LU0290358224	82	82	20 R
Borsa Italiana	XEIN IM	XEIN.MI	XEINNAV	XEINNAV.DE	GBB0VMH7		LU0290358224	82	82	20 R
db x-trackers II iBoxx Global Inflation-Linked Total Return	XGIN GR	XGIN.DE	XGINNAV	XGINNAV.DE	GBB0SDLH		LU0290357929	82	82	25 R
Borsa Italiana	XGIN IM	XGIN.MI	XGINNAV	XGINNAV.DE	GBB0SDLH		LU0290357929	82	82	25 R
EasyETF iBoxx Euro Inflation										
Money Market										
Lycor ETF Euro Cash (EONIA)	CSH FP	CSH.PA	VLCSH	VLCSH	EMTSDEOI	EMTSDEOI=	FR0010510800		15	R
Deutsche Boerse	LYXCSH GR	LYXCSH.DE	VLCSH	VLCSH	EMTSDEOI	EMTSDEOI=	FR0010510800		15	R
Borsa Italiana	LEONIA IM	LEONIA.MI	VLCSH	VLCSH	EMTSDEOI	EMTSDEOI=	FR0010510800		15	R
Bolsa de Madrid	CSH SM	CSH.MC	VLCSH	VLCSH	EMTSDEOI	EMTSDEOI=	FR0010510800		15	R
db x-trackers II EONIA Total Return	XEON GR	XEON.DE	XEONNAV	XEONNAV.DE	DBDCONIA	DBDCONIA	LU0290358497		15	R
Borsa Italiana	XEON IM	XEON.MI	XEONNAV	XEONNAV.DE	DBDCONIA	DBDCONIA	LU0290358497		15	R
Euronext Paris	XEO FP	XEO.PA	XEONNAV	XEONNAV.DE	DBDCONIA	DBDCONIA	LU0290358497		15	R
db x-trackers II FED FUNDS EFFECTIVE RATE TOTAL RETURN	XFFE GR	XFFE.DE	XFFENAV	XFFENAV.DE	DBMMFED1		LU0321465469		15	R



Currency	Local Price ¹	AUM (USD MM) ¹	Avg Daily Volume (USD MM) ²	Fund Structure	UCITS	Reg's	UK Dist Status ³	Init. Index Ratio	PEA Eligible	Options	Futures	Manager	Launch Date
EUR	100.14	15.59				IT				No	No	JPM Structured Fund Management	06-May-08
EUR	100.13	15.59			III	IT				No	No	JPM Structured Fund Management	06-May-08
EUR	100.15	15.59				IT				No	No	JPM Structured Fund Management	06-May-08
EUR	100.36	-				FR, IT				No	No	JPM Structured Fund Management	30-Apr-08
EUR	100.16	-				FR, IT				No	No	JPM Structured Fund Management	06-May-08
EUR	106.52	1,194.24	1.01	French SICAV	III	A, FR, G, IT	No	100 basis	No	No	No	Lyxor Asset Management	28-Sep-05
EUR	106.55	-	4.51	French SICAV	III	A, FR, G, IT	No	100 basis	No	No	No	Lyxor Asset Management	09-Feb-06
EUR	106.57	-	1.89	French SICAV	III	A, FR, G, IT	No	100 basis	No	No	No	Lyxor Asset Management	30-May-06
EUR	113.62	1,265.00	2.61	French SICAV	III	A, FR, G, IT	No	100 basis	No	No	No	Lyxor Asset Management	24-Mar-04
EUR	113.58	-	3.83	French SICAV	III	A, FR, G, IT	No	100 basis	No	No	No	Lyxor Asset Management	07-Jul-04
EUR	113.53	-	0.02	French SICAV	III	A, FR, G, IT	No	100 basis	No	No	No	Lyxor Asset Management	30-May-06
EUR	105.86	478.03	0.91	French FCP	III	FR, G, IT	No	1/100	No	No	No	Lyxor Asset Management	22-Jan-07
EUR	105.75	-	0.00	French FCP	III	FR, G, IT	No	1/100	No	No	No	Lyxor Asset Management	09-May-07
EUR	105.77	-	0.62	French FCP	III	FR, G, IT	No	1/100	No	No	No	Lyxor Asset Management	15-May-07
EUR	105.44	574.65	3.07	French FCP	III	FR, G, IT	No	100 basis	No	No	No	Lyxor Asset Management	22-Jan-07
EUR	105.33	-	0.00	French FCP	III	FR, G, IT	No	100 basis	No	No	No	Lyxor Asset Management	01-Mar-07
EUR	105.25	-	0.91	French FCP	III	FR, G, IT	No	100 basis	No	No	No	Lyxor Asset Management	15-May-07
EUR	120.47	375.18	1.97	French SICAV	III	A, FR, G, IT	No	100 basis	No	No	No	Lyxor Asset Management	24-Mar-04
EUR	120.20	-	0.56	French SICAV	III	A, FR, G, IT	No	100 basis	No	No	No	Lyxor Asset Management	07-Jul-04
EUR	119.01	-	1.20	French SICAV	III	A, FR, G, IT	No	100 basis	No	No	No	Lyxor Asset Management	30-May-06
EUR	106.30	82.76	0.04	French FCP	III	FR, G, IT	No	100 basis	No	No	No	Lyxor Asset Management	26-Jun-07
EUR	106.12	-	0.00	French FCP	III	FR, G, IT	No	100 basis	No	No	No	Lyxor Asset Management	11-Sep-07
EUR	105.30	-	0.04	French FCP	III	FR, G, IT	No	100 basis	No	No	No	Lyxor Asset Management	25-Oct-07
CHF	93.40	511.22	2.01	Swiss Investment Fund	No	SW	No	1/1	No	No	No	Credit Suisse Asset Management	19-Nov-03
CHF	97.50	66.17	0.16	Swiss Investment Fund	No	SW	No	1/1	No	No	No	Credit Suisse Asset Management	19-Nov-03
GB-p	5,190.56	216.19	0.04	Irish VCIC	III	UK	Yes			No	No	Barclays Global Investors	18-Feb-08
USD	101.11	-	0.12	Irish VCIC	III	UK	Yes			No	No	Barclays Global Investors	18-Feb-08
EUR	103.95	80.93	0.11	French FCP	III	FR, G	No	100 basis		No	No	Lyxor Asset Management	26-Jun-07
EUR	103.82	-		French FCP	III	FR, G	No	100 basis		No	No	Lyxor Asset Management	22-Aug-07
EUR	103.69	1,901.84	5.08	Spanish	III	SP, MX	No	1		No	No	BBVA Asset Management	02-Oct-07
EUR	105.23	135.18	0.01	Spanish	III	SP, MX	No	1		No	No	BBVA Asset Management	02-Oct-07
EUR	117.18	1,412.29	3.49	Irish VCIC	III	A, CL, FR, I, IT, L, N, SW, UK, G, MX	Yes	1/1	No	No	No	Barclays Global Investors	19-Mar-03
EUR	116.91	-	1.27	Irish VCIC	III	A, CL, FR, I, IT, L, N, SW, UK, G, MX	Yes	1/1	No	No	No	Barclays Global Investors	21-May-03
EUR	117.00	-	3.34	Irish VCIC	III	A, CL, FR, I, IT, L, N, SW, UK, G, MX	Yes	1/1	No	No	No	Barclays Global Investors	08-Apr-04
CHF	188.70	-	0.03	Irish VCIC	III	A, CL, FR, I, IT, L, N, SW, UK, G, MX	Yes	1/1	No	No	No	Barclays Global Investors	11-Jun-04
EUR	117.35	-	0.19	Irish VCIC	III	A, CL, FR, I, IT, L, N, SW, UK, G, MX	Yes	1/1	No	No	No	Barclays Global Investors	02-Jul-04
EUR	117.11	-	0.28	Irish VCIC	III	A, CL, FR, I, IT, L, N, SW, UK, G, MX	Yes	1/1	No	No	No	Barclays Global Investors	20-Dec-05
GBP	129.48	513.61	9.69	Irish VCIC	III	A, CL, I, L, N, SW, UK, G	Yes	1/1	No	No	No	Barclays Global Investors	29-Mar-04
USD	105.57	126.68	1.96	Irish VCIC	III	A, CL, FR, I, IT, L, N, SW, UK, G	Yes	1/1	No	No	No	Barclays Global Investors	16-May-03
EUR	68.31	-	0.07	Irish VCIC	III	A, CL, FR, I, IT, L, N, SW, UK, G	Yes	1/1	No	No	No	Barclays Global Investors	23-Feb-06
EUR	68.23	-	0.24	Irish VCIC	III	A, CL, FR, I, IT, L, N, SW, UK, G	Yes	1/1	No	No	No	Barclays Global Investors	07-Mar-06
USD	105.27	-	0.01	Irish VCIC	III	A, CL, FR, I, IT, L, N, SW, UK, G	Yes	1/1	No	No	No	Barclays Global Investors	20-Mar-06
EUR	66.66	-	0.03	Irish VCIC	III	A, CL, FR, I, IT, L, N, SW, UK, G	Yes	1/1	No	No	No	Barclays Global Investors	12-Jun-06
EUR	103.20	204.25	0.24	Luxembourg Part 1 SICAV	III	A, G, IT, L, SP	No	1		No	No	DB X-Trackers	18-Jul-07
EUR	100.60	147.72		Luxembourg FCP	III	G	No	1	No	No	No	AXA IM / BNP AM	17-Dec-07
EUR	103.27	475.99	0.01	Luxembourg Part 1 SICAV	III	A, G, IT, L, SP	No	1		No	No	DB X-Trackers	18-Jul-07
EUR	102.63	60.73	0.00	Luxembourg Part 1 SICAV	III	A, G, IT, L, SP	No	1		No	No	DB X-Trackers	18-Jul-07
EUR	101.85	331.46		Luxembourg FCP	III	G	No	1	No	No	No	AXA IM / BNP AM	01-Oct-07
												AXA IM / BNP AM	Planned
EUR	103.42	1,289.61	5.09	German Index Fund	III	A, G, L	No	1/1	No	No	No	Barclays Global Investors	09-Dec-04
EUR	103.09	-	0.00	German Index Fund	III	A, G, L	No	1/1	No	No	No	Barclays Global Investors	26-Feb-08
EUR	108.45	717.71	1.17	French SICAV	III	A, FR, G, IT	No	100 basis	No	No	No	Lyxor Asset Management	11-May-05
EUR	108.54	-	1.07	French SICAV	III	A, FR, G, IT	No	100 basis	No	No	No	Lyxor Asset Management	09-Sep-05
EUR	108.54	-	2.10	French SICAV	III	A, FR, G, IT	No	100 basis	No	No	No	Lyxor Asset Management	30-May-06
GBP	131.48	521.54	1.87	Irish VCIC	III	A, CL, FR, I, IT, L, N, SW, UK, G, MX	No		No	No	No	Barclays Global Investors	21-Nov-05
EUR	165.76	-	0.13	Irish VCIC	III	A, CL, FR, I, IT, L, N, SW, UK, G, MX	No		No	No	No	Barclays Global Investors	28-Nov-05
EUR	165.81	-	0.61	Irish VCIC	III	A, CL, FR, I, IT, L, N, SW, UK, G, MX	No		No	No	No	Barclays Global Investors	23-Feb-06
EUR	165.68	-	1.27	Irish VCIC	III	A, CL, FR, I, IT, L, N, SW, UK, G, MX	No		No	No	No	Barclays Global Investors	07-Mar-06
CHF	268.10	-	0.20	Irish VCIC	III	A, CL, FR, I, IT, L, N, SW, UK, G, MX	No		No	No	No	Barclays Global Investors	20-Mar-06
EUR	165.31	-	0.39	Irish VCIC	III	A, CL, FR, I, IT, L, N, SW, UK, G, MX	No		No	No	No	Barclays Global Investors	12-Jun-06
GBP	78.78	187.50	0.61	Irish VCIC	III	CL, FR, I, IT, L, N, SW, UK, G	Yes		No	No	No	Barclays Global Investors	11-Dec-06
EUR	99.37	0.16	0.16	Irish VCIC	III	CL, FR, I, IT, L, N, SW, UK, G	Yes		No	No	No	Barclays Global Investors	20-Mar-07
EUR	99.53	0.00	0.00	Irish VCIC	III	CL, FR, I, IT, L, N, SW, UK, G	Yes		No	No	No	Barclays Global Investors	15-Mar-07
USD	153.01	0.20	0.20	Irish VCIC	III	CL, FR, I, IT, L, N, SW, UK, G	Yes		No	No	No	Barclays Global Investors	17-Apr-07
USD	153.44	-	1.38	Irish VCIC	III	CL, FR, I, IT, L, N, SW, UK, G	Yes		No	No	No	Barclays Global Investors	11-Dec-06
EUR	96.70	-	0.05	Irish VCIC	III	CL, FR, I, IT, L, N, SW, UK, G	Yes		No	No	No	Barclays Global Investors	01-Jun-07
GBP	10.79	224.70	2.89	Irish VCIC	III	CL, I, L, N, UK, G	Yes		No	No	No	Barclays Global Investors	04-Dec-06
EUR	155.16	144.72	0.04	Luxembourg Part 1 SICAV	III	A, G, IT, L, SP	No	1		No	No	DB X-Trackers	28-Jun-07
EUR	155.07	-	0.06	Luxembourg Part 1 SICAV	III	A, G, IT, L, SP	No	1		No	No	DB X-Trackers	07-Nov-07
EUR	156.54	374.90	0.09	Luxembourg Part 1 SICAV	III	A, G, IT, L, SP	No	1		No	No	DB X-Trackers	28-Jun-07
EUR	156.85	-	0.12	Luxembourg Part 1 SICAV	III	A, G, IT, L, SP	No	1		No	No	DB X-Trackers	07-Nov-07
												AXA IM / BNP AM	Planned
EUR	102.61	2,614.46	4.53	French FCP	III	FR, G, IT, SP	No	100 basis	No	No	No	Lyxor Asset Management	27-Sep-07
EUR	102.59	-		French FCP	III	FR, G, IT, SP	No	100 basis	No	No	No	Lyxor Asset Management	16-Oct-07
EUR	102.60	-	28.60	French FCP	III	FR, G, IT, SP	No	100 basis	No	No	No	Lyxor Asset Management	18-Oct-07
EUR	102.60	-		French FCP	III	FR, G, IT, SP	No	100 basis	No	No	No	Lyxor Asset Management	27-Mar-08
EUR	134.22	4,530.08	2.75	Luxembourg Part 1 SICAV	III	A, G, IT, L, SP, FR, UK, CH	No	1		No	No	DB X-Trackers	28-Jun-07
EUR	134.24	-	9.35	Luxembourg Part 1 SICAV	III	A, G, IT, L, SP, FR, UK, CH	No	1		No	No	DB X-Trackers	07-Nov-07
EUR	134.20	-	2.84	Luxembourg Part 1 SICAV	III	A, G, IT, L, SP, FR, UK, CH	No	1		No	No	DB X-Trackers	27-Feb-08
EUR	110.01	61.67	0.01	Luxembourg Part 1 SICAV	III	FR, G, IT	No	1		No	No	DB X-Trackers	29-Jan-08

ETFs Listed in Europe



Name	Price Ticker		Intraday NAV		Index		ISIN	Approx. No of Stocks		Annual TER (bps)	Divs
	Bloomberg	Reuters	Bloomberg	Reuters	Bloomberg	Reuters		ETF	Index		
Borsa Italiana	XFFE IM	XFFE MI			DBMMFED1		LU0321465469			15	R
Euronext Paris	XFFE FP	XFFE PA			DBMMFED1		LU0321465469			15	R
db X-Trackers II SONIA TOTAL RETURN	XSTR GR	XSTR DE	XSTRNAV	XSTRNAV.DE	DBMMSONI		LU0321464652			15	R
Borsa Italiana	XSTR IM	XSTR MI			DBMMSONI		LU0321464652			15	R
Euronext Paris	XSTR FP	XSTR PA			DBMMSONI		LU0321464652			15	R

Notes

Annual TER (bps): * Indicates where only the Management Fee is provided
 Registrations (Reg): Australia - AU, Austria - A, Belgium - B, Brazil - BZ, Canada - CN, China - CH, Chile - CL, Denmark - D, Finland - F, France - FR, Germany - G, Greece - GR, Hong Kong - HK, Iceland - IC, India - IN, Ireland - I, Israel - IL, Italy - IT, Luxembourg - L, Liechtenstein - LI, Malaysia - MY, Mexico - MX, Netherlands - N, New Zealand - NZ, Norway - NO, Portugal - P, Singapore - SG, South Korea - SK, Spain - SP, Sweden - S, Switzerland - SW, Taiwan - TW, Turkey - T, United Kingdom - UK, Other - O
 Dividends (DIV) - A - Annually, AA - At least annually, S - Semi-annually, Q - Quarterly, M - Monthly, Dividend Frequency, R - Reinvested, O - Other

Footnotes: 1. Price, AUM and Avg Daily Volume is as captured from Bloomberg on 12 May 08;

2. 20-Day Average; 3. Expected

4. These ETFs lost their UCITS-compliant status on 27 Oct 05.

Source: Morgan Stanley Investment Strategies, Various ETF Managers

Fund Sites

Alpha Asset Management: www.alphamutual.gr
 Amas Bank: www.amasbank.com/en/default.html
 Bank of Ireland Asset Management: www.ncb.ie/client_services/wealth08.htm
 BBVA Gestion: www.bbva.es
 Beta1: www.beta1.com
 Bizim Menkul Değerler: www.djitr.com
 db x-trackers: www.dbxtrackers.com
 DnB NOR Asset Management: www.dnbnor.no
 EasyETF: www.easyetf.com
 ETFlab Investment: www.etflab.com
 Finans Portfoy Yönetimi AS: www.finansportfoy.com
 iShares: www.ishares.net
 JPM Structured Fund Management: <http://etf.jpmorgan.com/>
 Kaupthing Bank: www.kaupthing.net
 Lyxor ETF: www.lyxoretf.com
 Market Access: www.abnamromarketaccess.com
 Medvesek Pusknik Asset Management: www.medvesekpusnik.si/en/mp.asp?Path=149
 OTP Fund Management: www.otpalap.hu
 PowerShares: www.invescopowershares.com/
 Santander Gestion de Activos: www.santander.ga.es
 Seligson & Co Fund Management: www.hex25.fi/english
 SGAM ETF: www.sgametf.com
 SPA ETF: www.spa-etf.com
 SPDR Europe: www.casamettf.com
 StreetTRACKS: www.ssga.fr/?lg=en_GB&pg=70
 UBS ETF: www.ubs.com/etf
 XACT: www.xact.se
 Xmtch (CSAM): www.xmtch.com
 Zurich Cantonal Bank: www.zkb.ch



Currency	Local Price ¹	AUM (USD MM) ¹	Avg Daily Volume (USD MM) ²	Fund Structure	UCITS	Reg's	UK Dist Status ³	Init. Index Ratio	PEA Eligible	Options	Futures	Manager	Launch Date
EUR	109.70	-	0.84	Luxembourg Part 1 SICAV	III	FR, G, IT	No	1		No	No	DB X-Trackers	29-Jan-08
EUR		-		Luxembourg Part 1 SICAV	III	FR, G, IT	No	1		No	No	DB X-Trackers	15-Apr-08
EUR	227.17	45.63		Luxembourg Part 1 SICAV	III	FR, G, IT	No	1		No	No	DB X-Trackers	29-Jan-08
EUR	226.87	-	0.62	Luxembourg Part 1 SICAV	III	FR, G, IT	No	1		No	No	DB X-Trackers	29-Jan-08
EUR	230.48	-		Luxembourg Part 1 SICAV	III	FR, G, IT	No	1		No	No	DB X-Trackers	14-Apr-08

Exchange Sites:

Athens Exchange S.A.:	www.ase.gr/default_en.asp
Bolsa de Madrid:	www.bolsasymercados.es/etf
Borsa Italiana:	www.borsaitalia.it
Budapest Stock Exchange:	www.bse.hu
Deutsche Boerse:	www.xtf.de
Eurex:	www.eurexchange.com
Euronext Amsterdam:	www.euronext.com
Euronext Brussels:	www.euronext.com
Euronext Paris:	www.euronext.com
Helsinki Stock Exchange:	www.hexgroup.com
Iceland Stock Exchange:	www.icex.is
Irish Stock Exchange:	www.ise.ie
Istanbul Stock Exchange:	www.ise.org
Ljubljana Stock Exchange:	www.ljse.si
London Stock Exchange:	www.londonstockexchange.com
Oslo Bors:	www.oslobors.no/ob/
Stockholm Stock Exchange:	www.stockholmsborsen.se
Stuttgart Stock Exchange:	www.boerse-stuttgart.de
Swiss Stock Exchange:	www.swx.com
Virt-X:	www.virt-x.com
Wiener Borse:	www.wienerboerse.at

Index Sites:

ASPI Index:	www.ase-sa.com
Dow Jones Istanbul:	www.djist.com
Dow Jones Stoxx:	www.stoxx.com
Dow Jones:	www.djindexes.com
E.Capital Partners:	www.e-cpartners.com
EPRA:	www.epra.com
EuroMTS Index:	www.euromtsindex.com
FTSE:	www.ftse.com
GSCI:	www2.goldmansachs.com/gsci/
iBoxx:	www.iboxx.com
MarketGrader:	www.spa-etf.com/marketgrader
MSCI:	www.msci.com
Standard & Poors:	www2.standardandpoors.com

Exchange Traded Commodities



These are not "ETFs" as they are listed securities, not funds, which means the regulatory and tax treatment may be different than traditional ETFs. Similar to Exchange Traded Funds, ETCs are liquid, as they can be created and redeemed on a continuous basis by market makers, matching the liquidity of the underlying markets. ETCs are open-ended securities which can be bought and sold intraday by investors on an exchange in the same way as any equity.

open-ended securities which can be bought and sold intraday by investors on an exchange in the same way as any equity.								Approx. No of Stocks		Annual TER	
ETC Name	Bloomberg	Reuters	Intraday NAV		Index		ISIN	ETC	Index	(bps)	Divs
			Bloomberg	Reuters	Bloomberg	Reuters					
Exchange Traded Commodities (ETCs)											
Broad											
ETFS All Commodities DJ-AIGCISM	AIGC LN	AIGC.L			DJAIGTR	.DJAIGTR	GB00B15KY989	19	19	54	None
Deutsche Borse	OD7V GR	AIGC.DE			DJAIGTR	.DJAIGTR	DE000A0KRKC6	19	19	54	None
Euronext Amsterdam	AIGC NA	NL44396.AS			DJAIGTR	.DJAIGTR	GB00B15KY989	19	19	54	None
Euronext Paris	AIGCP FP	AIGCP.PA			DJAIGTR	.DJAIGTR	GB00B15KY989	19	19	54	None
Borsa Italiana	AIGC IM	AIGC.MI			DJAIGTR	.DJAIGTR	GB00B15KY989	19	19	54	None
London Stock Exchange	AGCP LN	AGCP.L			DJAIGTR	.DJAIGTR	GB00B15KY989	1	1	54	None
ETFS Forward All Commodities DJ-AIGCI-F3SM	FAIG LN	FAIG.L			DJAIGR3T	.DJAIGR3T	JE00B24DMC49	19	19	54	None
Deutsche Borse	9GAF GR	OD75.DE			DJAIGR3T	.DJAIGR3T	JE00B24DMC49	19	19	54	None
Borsa Italiana	FAIG IM	FAIG.MI			DJAIGR3T	.DJAIGR3T	JE00B24DMC49	19	19	54	None
Euronext Paris	FAIGP FP	FAIGP.PA			DJAIGR3T	.DJAIGR3T	JE00B24DMC49	19	19	54	None
ETFS Leveraged All Commodities DJ-AIGCI	LALL LN	LALL.L			DJAIG	.DJAIG	JE00B2NFV571	1	1	103	None
ETFS Short All Commodities DJ- AIGCISM	SALL LN	SALL.L			DJAIG	.DJAIG	JE00B24DKT75	1	1	103	None
ETFS Ex-Energy DJ-AIGCISM	AIGX LN	AIGX.L			DJAIGXET	.DJAIGXETR	GB00B15KYD26	15	15	54	None
Deutsche Borse	OD7X GR	AIGX.DE			DJAIGXET	.DJAIGXETR	DE000A0KRKE2	15	15	54	None
Euronext Amsterdam	AIGX NA	NL44398.AS			DJAIGXET	.DJAIGXETR	GB00B15KYD26	15	15	54	None
Euronext Paris	AIGXP FP	AIGXP.PA			DJAIGXET	.DJAIGXETR	GB00B15KYD26	15	15	54	None
Borsa Italiana	AIGX IM	AIGX.MI			DJAIGXET	.DJAIGXETR	GB00B15KYD26	15	15	54	None
ETFS Forward Ex-Energy DJ-AIGCI-F3SM	EXEF LN	EXEF.L			DJAIXE3T	.DJAIXE3T	JE00B24DMG86	15	15	54	None
Deutsche Borse	9GAJ GR	OD78.DE			DJAIXE3T	.DJAIXE3T	JE00B24DMG86	15	15	54	None
Borsa Italiana	EXEF IM	EXEF.MI			DJAIXE3T	.DJAIXE3T	JE00B24DMG86	15	15	54	None
ETFS Leveraged Ex-Energy DJ-AIGCI	LNEY LN	LNEY.L			DJAIGXE	.DJAIGXE	JE00B2NFT641	1	1	103	None
ETFS Short Ex-Energy DJ-AIGCISM	SNEY LN	SNEY.L			DJAIGXE	.DJAIGXE	JE00B24DKX12	1	1	103	None
Agriculture											
ETFS Agriculture DJ-AIGCISM	AIGA LN	AIGA.L			DJAIGAGT	.DJAIGAGTR	GB00B15KYH63	7	7	54	None
Deutsche Borse	OD7U GR	AIGA.DE			DJAIGAGT	.DJAIGAGTR	DE000A0KRKB8	7	7	54	None
Euronext Amsterdam	AIGA NA	NL44395.AS			DJAIGAGT	.DJAIGAGTR	GB00B15KYH63	7	7	54	None
Euronext Paris	AIGAP FP	AIGAP.PA			DJAIGAGT	.DJAIGAGTR	GB00B15KYH63	7	7	54	None
Borsa Italiana	AIGA IM	AIGA.MI			DJAIGAGT	.DJAIGAGTR	GB00B15KYH63	7	7	54	None
London Stock Exchange	AGAP LN	AGAP.L			DJAIGAGT	.DJAIGAGTR	GB00B15KYH63	1	1	54	None
ETFS Forward Agriculture DJ-AIGCI-F3SM	FAGR LN	FAGR.L			DJAIG3T	.DJAIG3T	JE00B24DMK23	7	7	54	None
Deutsche Borse	9GAL GR	9GAA.DE			DJAIG3T	.DJAIG3T	JE00B24DMK23	7	7	54	None
Borsa Italiana	FAGR IM	FAGR.MI			DJAIG3T	.DJAIG3T	JE00B24DMK23	7	7	54	None
Euronext Paris	FAGRP FP	FAGRP.PA			DJAIG3T	.DJAIG3T	JE00B24DMK23	7	7	54	None
ETFS Leveraged Agriculture DJ-AIGCI	LAGA LN	LAGA.L			DJAIGAG	.DJAIGAG	JE00B2NFT427	1	1	103	None
ETFS Short Agriculture DJ-AIGCISM	SAGR LN	SAGRA.L			DJAIGAG	.DJAIGAG	JE00B24DL056	1	1	103	None
ETFS Grains DJ-AIGCISM	AIGG LN	GRNS.L			DJAIGRTR	.DJAIGRTR	GB00B15KYL00	3	3	54	None
Deutsche Borse	OD7Y GR	AIGR.DE			DJAIGRTR	.DJAIGRTR	DE000A0KRKF9	3	3	54	None
Euronext Amsterdam	AIGG NA	NL44399.AS			DJAIGRTR	.DJAIGRTR	GB00B15KYL00	3	3	54	None
Euronext Paris	AIGGP FP	AIGGP.PA			DJAIGRTR	.DJAIGRTR	GB00B15KYL00	3	3	54	None
Borsa Italiana	AIGG IM	GRNS.MI			DJAIGRTR	.DJAIGRTR	GB00B15KYL00	3	3	54	None
London Stock Exchange	AGGP LN	AGGP.L			DJAIGRTR	.DJAIGRTR	GB00B15KYL00	1	1	54	None
ETFS Forward Grains DJ-AIGCI-F3SM	GRAF LN	GRAF.L			DJAIGR3T	.DJAIGR3T	JE00B24DMN53	3	3	54	None
Deutsche Borse	9GAP GR	9GAD.DE			DJAIGR3T	.DJAIGR3T	JE00B24DMN53	3	3	54	None
Borsa Italiana	GRAF IM	GRAF.MI			DJAIGR3T	.DJAIGR3T	JE00B24DMN53	3	3	54	None
Euronext Paris	GRAFP FP	GRAFP.PA			DJAIGR3T	.DJAIGR3T	JE00B24DMN53	3	3	54	None
ETFS Leveraged Grains DJ-AIGCI	LGRA LN	LGRA.L			DJAIGGR	.DJAIGGR	JE00B2NFT757	1	1	103	None
ETFS Short Grains DJ-AIGCISM	SGRA LN	SGRA.L			DJAIGGR	.DJAIGGR	JE00B24DL387	1	1	103	None
ETFS Softs DJ-AIGCISM	AIGS LN	AIGS.L			DJAISOTR	.DJAISOTR	GB00B15KYJ87	3	3	54	None
Deutsche Borse	OD74 GR	AIGS.DE			DJAISOTR	.DJAISOTR	DE000A0KRKL7	3	3	54	None
Euronext Amsterdam	AIGS NA	NL44404.AS			DJAISOTR	.DJAISOTR	GB00B15KYJ87	3	3	54	None
Euronext Paris	AIGSP FP	AIGSP.PA			DJAISOTR	.DJAISOTR	GB00B15KYJ87	3	3	54	None
Borsa Italiana	AIGS IM	AIGS.MI			DJAISOTR	.DJAISOTR	GB00B15KYJ87	3	3	54	None
ETFS Forward Softs DJ-AIGCI-F3S	SOFF LN	SOFFT.L			DJAISO3T	.DJAISO3T	JE00B24DML30	3	3	54	None
Deutsche Borse	9GAM GR	9GAB.DE			DJAISO3T	.DJAISO3T	JE00B24DML30	3	3	54	None
Borsa Italiana	SOFF IM	SOFFT.MI			DJAISO3T	.DJAISO3T	JE00B24DML30	3	3	54	None
ETFS Leveraged Softs DJ-AIGCISM	LSFT LN	LSFT.L			DJAIGSO	.DJAIGSO	JE00B2NFTB97	1	1	103	None
ETFS Short Softs DJ-AIGCISM	SSFT LN	SSFT.L			DJAIGSO	.DJAIGSO	JE00B24DL163	1	1	103	None
ETFS Leveraged Cocoa	LCOC LN	LCOC.L			DJAIGCC	.DJAIGCC	JE00B2NFW803	1	1	103	None
ETFS Short Cocoa	SCOC LN	SCOC.L			DJAIGCC	.DJAIGCC	JE00B2NFT310	1	1	103	None
ETFS Coffee	COFF LN	COFF.L			DJAIKCTR	.DJAIGKCTR	GB00B15KXP72	1	1	54	None
Deutsche Borse	OD7B GR	COFF.DE			DJAIKCTR	.DJAIGKCTR	DE000A0KRJT2	1	1	54	None
Euronext Amsterdam	COFF NA	NL44406.AS			DJAIKCTR	.DJAIGKCTR	GB00B15KXP72	1	1	54	None
Euronext Paris	COFFP FP	COFFP.PA			DJAIKCTR	.DJAIGKCTR	GB00B15KXP72	1	1	54	None
Borsa Italiana	COFF IM	COFF.MI			DJAIKCTR	.DJAIGKCTR	GB00B15KXP72	1	1	54	None
ETFS Forward Coffee											
ETFS Leveraged Coffee	LCFE LN	LCFE.L			DJAIGKC	.DJAIGKC	JE00B2NFTD12	1	1	103	None
ETFS Short Coffee	SCFE LN	SCFE.L			DJAIGKC	.DJAIGKC	JE00B24DK538	1	1	103	None
ETFS Corn	CORN LN	CORN.L			DJAICNTR	.DJAICNTR	GB00B15KXS04	1	1	54	None
Deutsche Borse	OD7D GR	CORN.DE			DJAICNTR	.DJAICNTR	DE000A0KRJV8	1	1	54	None



Currency	Local Price ¹	AUM (USD MM) ¹	Avg Daily Volume (USD MM) ²	Fund Structure	UCITS	Reg's	UK Dist Status ³	Init. Index Ratio	PEA Eligible	Options	Futures	Manager	Launch Date
USD	23.13	111.02	0.65	Security (Not Fund)	No	FR, G, N, IT, UK	Yes			No	No	ETF Securities	27-Sep-06
EUR	15.07	-	0.00	Security (Not Fund)	No	FR, G, N, IT, UK	Yes			No	No	ETF Securities	03-Nov-06
EUR	15.02	-	0.00	Security (Not Fund)	No	FR, G, N, IT, UK	Yes			No	No	ETF Securities	21-Dec-06
EUR	15.00	-	0.00	Security (Not Fund)	No	FR, G, N, IT, UK	Yes			No	No	ETF Securities	28-Feb-07
EUR	15.11	-	0.04	Security (Not Fund)	No	FR, G, N, IT, UK	Yes			No	No	ETF Securities	20-Apr-07
GB-p	1,187.50	-	0.14	Security (Not Fund)	No	FR, G, N, IT, UK	Yes			No	No	ETF Securities	29-Oct-07
USD	40.80	14.44	0.09	Security (Not Fund)	No	FR, G, N, IT, UK	Yes			No	No	ETF Securities	11-Oct-07
EUR	26.52	-		Security (Not Fund)	No	FR, G, N, IT, UK	Yes			No	No	ETF Securities	27-Nov-07
EUR	26.08	-		Security (Not Fund)	No	FR, G, N, IT, UK	Yes			No	No	ETF Securities	23-Jan-08
EUR	26.05	-	0.03	Security (Not Fund)	No	FR, G, N, IT, UK	Yes			No	No	ETF Securities	12-Feb-08
USD	49.41	0.05	0.03	Security (Not Fund)	No	FR, G, N, IT, UK	Yes			No	No	ETF Securities	12-Mar-08
USD	47.12	13.71	0.03	Security (Not Fund)	No	FR, G, N, IT, UK	Yes			No	No	ETF Securities	22-Feb-08
USD	13.23	31.16	0.07	Security (Not Fund)	No	FR, G, N, IT, UK	Yes			No	No	ETF Securities	27-Sep-06
EUR	8.62	-	0.00	Security (Not Fund)	No	FR, G, N, IT, UK	Yes			No	No	ETF Securities	03-Nov-06
EUR	8.52	-	0.03	Security (Not Fund)	No	FR, G, N, IT, UK	Yes			No	No	ETF Securities	15-Dec-06
EUR	8.52	-	0.02	Security (Not Fund)	No	FR, G, N, IT, UK	Yes			No	No	ETF Securities	03-Mar-07
EUR	8.59	-	0.00	Security (Not Fund)	No	FR, G, N, IT, UK	Yes			No	No	ETF Securities	20-Apr-07
USD	21.38	0.02	0.01	Security (Not Fund)	No	FR, G, N, IT, UK	Yes			No	No	ETF Securities	11-Oct-07
EUR	13.88	-		Security (Not Fund)	No	FR, G, N, IT, UK	Yes			No	No	ETF Securities	27-Nov-07
EUR	13.84	-		Security (Not Fund)	No	FR, G, N, IT, UK	Yes			No	No	ETF Securities	23-Jan-08
USD	40.78	0.04		Security (Not Fund)	No	FR, G, N, IT, UK	Yes			No	No	ETF Securities	12-Mar-08
USD	52.24	0.05		Security (Not Fund)	No	FR, G, N, IT, UK	Yes			No	No	ETF Securities	22-Feb-08
USD	9.10	1,025.61	8.06	Security (Not Fund)	No	FR, G, N, IT, UK	Yes			No	No	ETF Securities	27-Sep-06
EUR	5.88	-	0.04	Security (Not Fund)	No	FR, G, N, IT, UK	Yes			No	No	ETF Securities	03-Nov-06
EUR	5.92	-	0.12	Security (Not Fund)	No	FR, G, N, IT, UK	Yes			No	No	ETF Securities	15-Dec-06
EUR	5.82	-	0.19	Security (Not Fund)	No	FR, G, N, IT, UK	Yes			No	No	ETF Securities	05-Apr-07
EUR	5.90	-	0.83	Security (Not Fund)	No	FR, G, N, IT, UK	Yes			No	No	ETF Securities	20-Apr-07
GB-p	462.40	-	0.20	Security (Not Fund)	No	FR, G, N, IT, UK	Yes			No	No	ETF Securities	29-Oct-07
USD	14.72	162.02	1.62	Security (Not Fund)	No	FR, G, N, IT, UK	Yes			No	No	ETF Securities	11-Oct-07
EUR	9.71	-	0.03	Security (Not Fund)	No	FR, G, N, IT, UK	Yes			No	No	ETF Securities	27-Nov-07
EUR	9.49	-		Security (Not Fund)	No	FR, G, N, IT, UK	Yes			No	No	ETF Securities	23-Jan-08
EUR	9.53	-		Security (Not Fund)	No	FR, G, N, IT, UK	Yes			No	No	ETF Securities	12-Feb-08
USD	40.67	3.50	0.10	Security (Not Fund)	No	FR, G, N, IT, UK	Yes			No	No	ETF Securities	12-Mar-08
USD	52.78	5.33	0.02	Security (Not Fund)	No	FR, G, N, IT, UK	Yes			No	No	ETF Securities	22-Feb-08
USD	8.01	140.00	1.52	Security (Not Fund)	No	FR, G, N, IT, UK	Yes			No	No	ETF Securities	27-Sep-06
EUR	5.18	-	0.00	Security (Not Fund)	No	FR, G, N, IT, UK	Yes			No	No	ETF Securities	03-Nov-06
EUR	5.20	-	0.09	Security (Not Fund)	No	FR, G, N, IT, UK	Yes			No	No	ETF Securities	15-Dec-06
EUR	5.01	-	0.01	Security (Not Fund)	No	FR, G, N, IT, UK	Yes			No	No	ETF Securities	02-May-07
EUR	5.15	-	0.14	Security (Not Fund)	No	FR, G, N, IT, UK	Yes			No	No	ETF Securities	20-Apr-07
GB-p	407.00	-	0.03	Security (Not Fund)	No	FR, G, N, IT, UK	Yes			No	No	ETF Securities	29-Oct-07
USD	13.44	23.93	0.03	Security (Not Fund)	No	FR, G, N, IT, UK	Yes			No	No	ETF Securities	11-Oct-07
EUR	8.78	-	0.00	Security (Not Fund)	No	FR, G, N, IT, UK	Yes			No	No	ETF Securities	27-Nov-07
EUR	8.66	-		Security (Not Fund)	No	FR, G, N, IT, UK	Yes			No	No	ETF Securities	23-Jan-08
EUR	-	-		Security (Not Fund)	No	FR, G, N, IT, UK	Yes			No	No	ETF Securities	12-Feb-08
USD	42.51	1.32	0.09	Security (Not Fund)	No	FR, G, N, IT, UK	Yes			No	No	ETF Securities	12-Mar-08
USD	51.01	0.05	0.00	Security (Not Fund)	No	FR, G, N, IT, UK	Yes			No	No	ETF Securities	22-Feb-08
USD	6.17	131.42	0.84	Security (Not Fund)	No	FR, G, N, IT, UK	Yes			No	No	ETF Securities	27-Sep-06
EUR	4.00	-	0.00	Security (Not Fund)	No	FR, G, N, IT, UK	Yes			No	No	ETF Securities	03-Nov-06
EUR	3.88	-	0.01	Security (Not Fund)	No	FR, G, N, IT, UK	Yes			No	No	ETF Securities	15-Dec-06
EUR	3.98	-	0.01	Security (Not Fund)	No	FR, G, N, IT, UK	Yes			No	No	ETF Securities	30-Mar-07
EUR	4.01	-	0.09	Security (Not Fund)	No	FR, G, N, IT, UK	Yes			No	No	ETF Securities	20-Apr-07
USD	9.38	0.09	0.07	Security (Not Fund)	No	FR, G, N, IT, UK	Yes			No	No	ETF Securities	11-Oct-07
EUR	6.05	-	0.00	Security (Not Fund)	No	FR, G, N, IT, UK	Yes			No	No	ETF Securities	27-Nov-07
EUR	6.00	-		Security (Not Fund)	No	FR, G, N, IT, UK	Yes			No	No	ETF Securities	23-Jan-08
USD	35.30	0.92	0.01	Security (Not Fund)	No	FR, G, N, IT, UK	Yes			No	No	ETF Securities	13-Mar-08
USD	57.25	0.97		Security (Not Fund)	No	FR, G, N, IT, UK	Yes			No	No	ETF Securities	22-Feb-08
USD	46.80	2.39	0.31	Security (Not Fund)	No	FR, G, N, IT, UK	Yes			No	No	ETF Securities	13-Mar-08
USD	48.61	0.10	0.04	Security (Not Fund)	No	FR, G, N, IT, UK	Yes			No	No	ETF Securities	11-Mar-08
USD	3.26	29.61	0.61	Security (Not Fund)	No	FR, G, N, IT, UK	Yes			No	No	ETF Securities	27-Sep-06
EUR	2.10	-	0.01	Security (Not Fund)	No	FR, G, N, IT, UK	Yes			No	No	ETF Securities	03-Nov-06
EUR	2.02	-	0.02	Security (Not Fund)	No	FR, G, N, IT, UK	Yes			No	No	ETF Securities	15-Dec-06
EUR	2.05	-	0.01	Security (Not Fund)	No	FR, G, N, IT, UK	Yes			No	No	ETF Securities	06-Aug-07
EUR	2.12	-	0.11	Security (Not Fund)	No	FR, G, N, IT, UK	Yes			No	No	ETF Securities	20-Apr-07
												ETF Securities	Planned
USD	37.80	0.98	0.08	Security (Not Fund)	No	FR, G, N, IT, UK	Yes			No	No	ETF Securities	11-Mar-08
USD	56.68	0.06	0.09	Security (Not Fund)	No	FR, G, N, IT, UK	Yes			No	No	ETF Securities	22-Feb-08
USD	2.90	60.77	1.21	Security (Not Fund)	No	FR, G, N, IT, UK	Yes			No	No	ETF Securities	27-Sep-06
EUR	1.86	-	0.00	Security (Not Fund)	No	FR, G, N, IT, UK	Yes			No	No	ETF Securities	03-Nov-06

Exchange Traded Commodities



These are not "ETFs" as they are listed securities, not funds, which means the regulatory and tax treatment may be different than traditional ETFs. Similar to Exchange Traded Funds, ETCs are liquid, as they can be created and redeemed on a continuous basis by market makers, matching the liquidity of the underlying markets. ETCs are open-ended securities which can be bought and sold intraday by investors on an exchange in the same way as any equity.

ETC Name	Intraday NAV		Index		Approx. No of Stocks		Annual TER		Divs	
	Bloomberg	Reuters	Bloomberg	Reuters	ETC	Index	(bps)			
Euronext Amsterdam	CORN NA	NL44408.AS		DJAICNTR	.DJAIGCNTR	GB00B15KXS04	1	1	54	None
Euronext Paris	CORNP FP	CORNP.PA		DJAICNTR	.DJAIGCNTR	GB00B15KXS04	1	1	54	None
Borsa Italiana	CORN IM	CORN.MI		DJAICNTR	.DJAIGCNTR	GB00B15KXS04	1	1	54	None
ETFS Forward Corn										
ETFS Leveraged Corn	LCOR LN	LCOR.L		DJAIGCN	.DJAIGCN	JE00B2NFTG43	1	1	103	None
ETFS Short Corn	SCOR LN	SCRN.L		DJAIGCN	.DJAIGCN	JE00B24DK751	1	1	103	None
ETFS Cotton	COTN LN	COTN.L		DJAICTTR	.DJAIGCTTR	GB00B15KXT11	1	1	54	None
Deutsche Borse	OD7E GR	COTN.DE		DJAICTTR	.DJAIGCTTR	DE000A0KRJW6	1	1	54	None
Euronext Amsterdam	COTN NA	NL44409.AS		DJAICTTR	.DJAIGCTTR	GB00B15KXT11	1	1	54	None
Euronext Paris	COTNP FP	COTNP.PA		DJAICTTR	.DJAIGCTTR	GB00B15KXT11	1	1	54	None
Borsa Italiana	COTN IM	COTN.MI		DJAICTTR	.DJAIGCTTR	GB00B15KXT11	1	1	54	None
ETFS Forward Cotton										
ETFS Leveraged Cotton	LCTO LN	LCTO.L		DJAIGCT	.DJAIGCT	JE00B2NFTH59	1	1	103	None
ETFS Short Cotton	SCTO LN	SCTON.L		DJAIGCT	.DJAIGCT	JE00B24DK868	1	1	103	None
ETFS Soybean Oil	SOYO LN	SOYO.L		DJAIBOTR	.DJAIGBOTR	GB00B15KY435	1	1	54	None
Deutsche Borse	OD7P GR	SOYO.DE		DJAIBOTR	.DJAIGBOTR	DE000A0KRJ69	1	1	54	None
Euronext Paris	SOYOP FP	SOYOP.PA		DJAIBOTR	.DJAIGBOTR	GB00B15KY435	1	1	54	None
Borsa Italiana	SOYO IM	SOYO.MI		DJAIBOTR	.DJAIGBOTR	GB00B15KY435	1	1	54	None
ETFS Forward Soybean Oil										
ETFS Leveraged Soybean Oil	LSYO LN	LSYO.L		DJAIGBO	.DJAIGBO	JE00B2NFTT71	1	1	103	None
ETFS Short Soybean Oil	SSYO LN	SSYO.L		DJAIGBO	.DJAIGBO	JE00B24DKL99	1	1	103	None
ETFS Soybeans	SOYB LN	SOYB.L		DJAISYTR	.DJAIGSYTR	GB00B15KY542	1	1	54	None
Deutsche Borse	OD7Q GR	SOYB.DE		DJAISYTR	.DJAIGSYTR	DE000A0KRJ77	1	1	54	None
Euronext Amsterdam	SOYB NA	NL44420.AS		DJAISYTR	.DJAIGSYTR	GB00B15KY542	1	1	54	None
Euronext Paris	SOYBP FP	SOYBP.PA		DJAISYTR	.DJAIGSYTR	GB00B15KY542	1	1	54	None
Borsa Italiana	SOYB IM	SOYB.MI		DJAISYTR	.DJAIGSYTR	GB00B15KY542	1	1	54	None
ETFS Forward Soybeans										
ETFS Leveraged Soybeans	LSOB LN	LSOB.L		DJAIGSY	.DJAIGSY	JE00B2NFTV93	1	1	103	None
ETFS Short Soybeans	SSOB LN	SSOB.L		DJAIGSY	.DJAIGSY	JE00B24DKP38	1	1	103	None
ETFS Sugar	SUGA LN	SUGA.L		DJAISBTR	.DJAIGSBTR	GB00B15KY658	1	1	54	None
Deutsche Borse	OD7R GR	SUGA.DE		DJAISBTR	.DJAIGSBTR	DE000A0KRJ85	1	1	54	None
Euronext Amsterdam	SUGA NA	NL44421.AS		DJAISBTR	.DJAIGSBTR	GB00B15KY658	1	1	54	None
Euronext Paris	SUGAP FP	SUGAP.PA		DJAISBTR	.DJAIGSBTR	GB00B15KY658	1	1	54	None
Borsa Italiana	SUGA IM	SUGA.MI		DJAISBTR	.DJAIGSBTR	GB00B15KY658	1	1	54	None
ETFS Forward Sugar										
ETFS Leveraged Sugar	LSUG LN	LSUG.L		DJAIGSB	.DJAIGSB	JE00B2NFTW01	1	1	103	None
ETFS Short Sugar	SSUG LN	SSUG.L		DJAIGSB	.DJAIGSB	JE00B24DKQ45	1	1	103	None
ETFS Wheat	WEAT LN	WEAT.L		DJAIWHTR	.DJAIGWHTR	GB00B15KY765	1	1	54	None
Deutsche Borse	OD7S GR	WEAT.DE		DJAIWHTR	.DJAIGWHTR	DE000A0KRJ93	1	1	54	None
Euronext Amsterdam	WEAT NA	NL44422.AS		DJAIWHTR	.DJAIGWHTR	GB00B15KY765	1	1	54	None
Euronext Paris	WEATP FP	WEATP.PA		DJAIWHTR	.DJAIGWHTR	GB00B15KY765	1	1	54	None
Borsa Italiana	WEAT IM	WEAT.MI		DJAIWHTR	.DJAIGWHTR	GB00B15KY765	1	1	54	None
ETFS Forward Wheat										
ETFS Leveraged Wheat	LWEA LN	LWEA.L		DJAIGWH	.DJAIGWH	JE00B2NFTX18	1	1	103	None
ETFS Short Wheat	SWEA LN	SWEA.L		DJAIGWH	.DJAIGWH	JE00B24DKR51	1	1	103	None
Energy										
ETFS Energy DJ-AIGCISM	AIGE LN	AIGE.L		DJAIENTR	.DJAIGENTR	GB00B15KYB02	4	4	54	None
Deutsche Borse	OD7W GR	AIGE.DE		DJAIENTR	.DJAIGENTR	DE000A0KRKD4	4	4	54	None
Euronext Amsterdam	AIGE NA	NL44397.AS		DJAIENTR	.DJAIGENTR	GB00B15KYB02	4	4	54	None
Euronext Paris	AIGEP FP	AIGEP.PA		DJAIENTR	.DJAIGENTR	GB00B15KYB02	4	4	54	None
Borsa Italiana	AIGE IM	AIGE.MI		DJAIENTR	.DJAIGENTR	GB00B15KYB02	4	4	54	None
ETFS Forward Energy DJ-AIGCI-F3SM	ENEF LN	ENEF.L		DJAIGZS3	.DJAIGZS3	JE00B24DMD55	4	4	54	None
Deutsche Borse	9GAG GR	OD76.DE		DJAIGZS3	.DJAIGZS3	JE00B24DMD55	4	4	54	None
Borsa Italiana	ENEF IM	ENEF.MI		DJAIGZS3	.DJAIGZS3	JE00B24DMD55	4	4	54	None
Euronext Paris	ENEFF FP	ENEFF.PA		DJAIGZS3	.DJAIGZS3	JE00B24DMD55	4	4	54	None
ETFS Leveraged Energy DJ-AIGCI	LNRG LN	LNRG.L		DJAIGEN	.DJAIGEN	JE00B2NFT534	1	1	103	None
ETFS Short Energy DJ-AIGCISM	SNRG LN	SNRG.L		DJAIGEN	.DJAIGEN	JE00B24DKV97	1	1	103	None
ETFS Brent 1mth	OILB LN	OILB.L				GB00B0CTWC01	1	1	49*	None
Deutsche Borse	OESA GR	OILB.DE				DE000A0KRKM5	1	1	49*	None
Euronext Amsterdam	OILB NA	NL44544.AS				GB00B0CTWC01	1	1	49*	None
Euronext Paris	OILBP FP	OILBP.PA				GB00B0CTWC01	1	1	49*	None
Borsa Italiana	OILB IM	OILB.MI				GB00B0CTWC01	1	1	49*	None
London Stock Exchange	OLBP LN	OLBP.L				GB00B0CTWC01	1	1	49*	None
ETFS Brent 1yr	OSB1 LN	OSB1.L				JE00B1YN4R61	1	1	49*	None
ETFS Brent 2yr	OSB2 LN	OSB2.L				JE00B1YNWG12	1	1	49*	None
ETFS Brent 3yr	OSB3 LN	OSB3.L				JE00B1YP7409	1	1	49*	None
ETFS WTI Oil	OILW LN	OILW.L				GB00B0CTWK84	1	1	49*	None
Deutsche Borse	OESB GR	OILW.DE				DE000A0KRKN3	1	1	49*	None
Euronext Amsterdam	OILW NA	NL44545.AS				GB00B0CTWK84	1	1	49*	None
Euronext Paris	OILWP FP	OILWP.PA				GB00B0CTWK84	1	1	49*	None
Borsa Italiana	OILW IM	OILW.MI				GB00B0CTWK84	1	1	49*	None



Currency	Local Price ¹	AUM (USD MM) ¹	Avg Daily Volume (USD MM) ²	Fund Structure	UCITS	Reg's	UK Dist Status ³	Init. Index Ratio	PEA Eligible	Options	Futures	Manager	Launch Date
EUR	1.89	-	0.02	Security (Not Fund)	No	FR, G, N, IT, UK	Yes			No	No	ETF Securities	15-Dec-06
EUR	1.89	-	0.00	Security (Not Fund)	No	FR, G, N, IT, UK	Yes			No	No	ETF Securities	02-Apr-07
EUR	1.88	-	0.25	Security (Not Fund)	No	FR, G, N, IT, UK	Yes			No	No	ETF Securities	20-Apr-07
												ETF Securities	Planned
USD	61.15	3.12	0.53	Security (Not Fund)	No	FR, G, N, IT, UK	Yes			No	No	ETF Securities	11-Mar-08
USD	42.75	0.81	0.09	Security (Not Fund)	No	FR, G, N, IT, UK	Yes			No	No	ETF Securities	22-Feb-08
USD	2.44	102.73	0.73	Security (Not Fund)	No	FR, G, N, IT, UK	Yes			No	No	ETF Securities	27-Sep-06
EUR	1.58	-	0.01	Security (Not Fund)	No	FR, G, N, IT, UK	Yes			No	No	ETF Securities	03-Nov-06
EUR	1.58	-	0.01	Security (Not Fund)	No	FR, G, N, IT, UK	Yes			No	No	ETF Securities	15-Dec-06
EUR	1.57	-	0.01	Security (Not Fund)	No	FR, G, N, IT, UK	Yes			No	No	ETF Securities	21-Feb-07
EUR	1.60	-	0.17	Security (Not Fund)	No	FR, G, N, IT, UK	Yes			No	No	ETF Securities	20-Apr-07
												ETF Securities	Planned
USD	34.18	1.40	0.18	Security (Not Fund)	No	FR, G, N, IT, UK	Yes			No	No	ETF Securities	13-Mar-08
USD	51.39	1.34	0.04	Security (Not Fund)	No	FR, G, N, IT, UK	Yes			No	No	ETF Securities	22-Feb-08
USD	12.38	16.61	0.20	Security (Not Fund)	No	FR, G, N, IT, UK	Yes			No	No	ETF Securities	27-Sep-06
EUR	8.14	-		Security (Not Fund)	No	FR, G, N, IT, UK	Yes			No	No	ETF Securities	03-Nov-06
EUR	7.52	-	0.05	Security (Not Fund)	No	FR, G, N, IT, UK	Yes			No	No	ETF Securities	30-Mar-07
EUR	8.03	-	0.29	Security (Not Fund)	No	FR, G, N, IT, UK	Yes			No	No	ETF Securities	20-Apr-07
												ETF Securities	Planned
USD	43.85	0.04	0.12	Security (Not Fund)	No	FR, G, N, IT, UK	Yes			No	No	ETF Securities	11-Mar-08
USD	48.84	0.05	0.09	Security (Not Fund)	No	FR, G, N, IT, UK	Yes			No	No	ETF Securities	22-Feb-08
USD	18.93	59.06	1.10	Security (Not Fund)	No	FR, G, N, IT, UK	Yes			No	No	ETF Securities	27-Sep-06
EUR	12.51	-	0.01	Security (Not Fund)	No	FR, G, N, IT, UK	Yes			No	No	ETF Securities	03-Nov-06
EUR	12.21	-	0.16	Security (Not Fund)	No	FR, G, N, IT, UK	Yes			No	No	ETF Securities	29-Dec-06
EUR	11.80	-	0.15	Security (Not Fund)	No	FR, G, N, IT, UK	Yes			No	No	ETF Securities	04-Apr-07
EUR	12.59	-	0.41	Security (Not Fund)	No	FR, G, N, IT, UK	Yes			No	No	ETF Securities	20-Apr-07
												ETF Securities	Planned
USD	42.73	0.04	0.12	Security (Not Fund)	No	FR, G, N, IT, UK	Yes			No	No	ETF Securities	11-Mar-08
USD	52.01	0.57	0.10	Security (Not Fund)	No	FR, G, N, IT, UK	Yes			No	No	ETF Securities	22-Feb-08
USD	15.11	81.23	1.14	Security (Not Fund)	No	FR, G, N, IT, UK	Yes			No	No	ETF Securities	27-Sep-06
EUR	9.73	-	0.01	Security (Not Fund)	No	FR, G, N, IT, UK	Yes			No	No	ETF Securities	03-Nov-06
EUR	9.85	-	0.05	Security (Not Fund)	No	FR, G, N, IT, UK	Yes			No	No	ETF Securities	18-Dec-06
EUR	9.80	-	0.04	Security (Not Fund)	No	FR, G, N, IT, UK	Yes			No	No	ETF Securities	22-Feb-07
EUR	9.75	-	0.42	Security (Not Fund)	No	FR, G, N, IT, UK	Yes			No	No	ETF Securities	20-Apr-07
												ETF Securities	Planned
USD	33.43	1.37	0.20	Security (Not Fund)	No	FR, G, N, IT, UK	Yes			No	No	ETF Securities	11-Mar-08
USD	60.76	2.01	0.09	Security (Not Fund)	No	FR, G, N, IT, UK	Yes			No	No	ETF Securities	22-Feb-08
USD	4.21	61.95	2.37	Security (Not Fund)	No	FR, G, N, IT, UK	Yes			No	No	ETF Securities	27-Sep-06
EUR	2.72	-	0.00	Security (Not Fund)	No	FR, G, N, IT, UK	Yes			No	No	ETF Securities	03-Nov-06
EUR	2.80	-	0.10	Security (Not Fund)	No	FR, G, N, IT, UK	Yes			No	No	ETF Securities	15-Dec-06
EUR	2.75	-	0.08	Security (Not Fund)	No	FR, G, N, IT, UK	Yes			No	No	ETF Securities	21-Mar-07
EUR	2.73	-	0.48	Security (Not Fund)	No	FR, G, N, IT, UK	Yes			No	No	ETF Securities	20-Apr-07
												ETF Securities	Planned
USD	23.39	0.73	0.46	Security (Not Fund)	No	FR, G, N, IT, UK	Yes			No	No	ETF Securities	13-Mar-08
USD	58.47	1.58	0.08	Security (Not Fund)	No	FR, G, N, IT, UK	Yes			No	No	ETF Securities	22-Feb-08
												ETF Securities	
USD	39.45	40.24	0.44	Security (Not Fund)	No	FR, G, N, IT, UK	Yes			No	No	ETF Securities	27-Sep-06
EUR	25.78	-	0.01	Security (Not Fund)	No	FR, G, N, IT, UK	Yes			No	No	ETF Securities	03-Nov-06
EUR	25.52	-	0.04	Security (Not Fund)	No	FR, G, N, IT, UK	Yes			No	No	ETF Securities	15-Dec-06
EUR	25.05	-	0.07	Security (Not Fund)	No	FR, G, N, IT, UK	Yes			No	No	ETF Securities	05-Mar-07
EUR	25.90	-	0.07	Security (Not Fund)	No	FR, G, N, IT, UK	Yes			No	No	ETF Securities	20-Apr-07
USD	105.23	0.11	0.01	Security (Not Fund)	No	FR, G, N, IT, UK	Yes			No	No	ETF Securities	11-Oct-07
EUR	68.30	-	0.01	Security (Not Fund)	No	FR, G, N, IT, UK	Yes			No	No	ETF Securities	27-Nov-07
EUR	67.25	-		Security (Not Fund)	No	FR, G, N, IT, UK	Yes			No	No	ETF Securities	23-Jan-08
EUR	-	-		Security (Not Fund)	No	FR, G, N, IT, UK	Yes			No	No	ETF Securities	12-Feb-08
USD	69.63	0.07	0.03	Security (Not Fund)	No	FR, G, N, IT, UK	Yes			No	No	ETF Securities	11-Mar-08
USD	38.60	0.04	0.00	Security (Not Fund)	No	FR, G, N, IT, UK	Yes			No	No	ETF Securities	22-Feb-08
USD	105.97	150.27	4.91	Security (Not Fund)	No	FR, G, N, IT, UK, MX	Yes			No	No	ETF Securities	28-Jul-05
EUR	68.80	-	0.03	Security (Not Fund)	No	FR, G, N, IT, UK	Yes			No	No	ETF Securities	31-Oct-06
EUR	68.57	-	0.27	Security (Not Fund)	No	FR, G, N, IT, UK	Yes			No	No	ETF Securities	28-Jul-06
EUR	68.00	-	0.19	Security (Not Fund)	No	FR, G, N, IT, UK	Yes			No	No	ETF Securities	28-Feb-07
EUR	68.99	-	0.26	Security (Not Fund)	No	FR, G, N, IT, UK	Yes			No	No	ETF Securities	20-Apr-07
GB-p	5,332.00	-	0.03	Security (Not Fund)	No	FR, G, N, IT, UK	Yes			No	No	ETF Securities	29-Oct-07
USD	128.03	1.66	0.03	Security (Not Fund)	No	FR, G, N, IT, UK	Yes			No	No	ETF Securities	15-Aug-07
USD	124.51	0.37	0.00	Security (Not Fund)	No	FR, G, N, IT, UK	Yes			No	No	ETF Securities	14-Aug-07
USD	122.50	5.39	0.09	Security (Not Fund)	No	FR, G, N, IT, UK	Yes			No	No	ETF Securities	14-Aug-07
USD	117.52	45.95	2.51	Security (Not Fund)	No	FR, G, N, IT, UK	Yes			No	No	ETF Securities	11-May-06
EUR	76.05	-	0.00	Security (Not Fund)	No	FR, G, N, IT, UK	Yes			No	No	ETF Securities	31-Oct-06
USD	114.99	-	0.23	Security (Not Fund)	No	FR, G, N, IT, UK	Yes			No	No	ETF Securities	28-Jul-06
EUR	72.98	-	0.13	Security (Not Fund)	No	FR, G, N, IT, UK	Yes			No	No	ETF Securities	27-Apr-07
EUR	75.75	-	0.04	Security (Not Fund)	No	FR, G, N, IT, UK	Yes			No	No	ETF Securities	20-Apr-07

Exchange Traded Commodities



These are not "ETFs" as they are listed securities, not funds, which means the regulatory and tax treatment may be different than traditional ETFs. Similar to Exchange Traded Funds, ETCs are liquid, as they can be created and redeemed on a continuous basis by market makers, matching the liquidity of the underlying markets. ETCs are open-ended securities which can be bought and sold intraday by investors on an exchange in the same way as any equity.

ETC Name	Bloomberg	Reuters	Intraday NAV		Index		ISIN	Approx. No of Stocks		Annual TER (bps)	Divs
			Bloomberg	Reuters	Bloomberg	Reuters		ETC	Index		
London Stock Exchange	OLWP LN	OLWP.L					GB00B0CTWK84	1	1	49*	None
ETFS WTI 1yr	OSW1 LN	OSW1.L					JE00B1YPB605	1	1	49*	None
ETFS WTI 2yr	OSW2 LN	OSW2.L					JE00B1YPB712	1	1	49*	None
ETFS WTI 3yr	OSW3 LN	OSW3.L					JE00B1YPB936	1	1	49*	None
ETFS Crude Oil	CRUD LN	CRUD.L				DJAICLTR	GB00B15KXV33	1	1	54	None
Deutsche Borse	OD7F GR	CRUD.DE				DJAICLTR	DE000A0KRJX4	1	1	54	None
Euronext Amsterdam	CRUD NA	NL44410.AS				DJAICLTR	GB00B15KXV33	1	1	54	None
Euronext Paris	CRUDP FP	CRUDP.PA				DJAICLTR	GB00B15KXV33	1	1	54	None
Borsa Italiana	CRUD IM	CRUD.MI				DJAICLTR	GB00B15KXV33	1	1	54	None
ETFS Forward Crude Oil											
ETFS Leveraged Crude Oil	LOIL LN	LOIL.L				DJAIGCL	JE00B2NFTJ73	1	1	103	None
ETFS Short Crude Oil	SOIL LN	SOIL.L				DJAIGCL	JE00B24DK975	1	1	103	None
ETFS Gasoline	UGAS LN	UGAS.L				DJAIRBTR	GB00B15KXW40	1	1	54	None
Deutsche Borse	OD7G GR	UGAS.DE				DJAIRBTR	DE000A0KRJY2	1	1	54	None
Euronext Amsterdam	UGAS NA	NL44411.AS				DJAIRBTR	GB00B15KXW40	1	1	54	None
Euronext Paris	UGASP FP	UGASP.PA				DJAIRBTR	GB00B15KXW40	1	1	54	None
Borsa Italiana	UGAS IM	UGAS.MI				DJAIRBTR	GB00B15KXW40	1	1	54	None
ETFS Forward Gasoline											
ETFS Leveraged Gasoline	LGAS LN	LGAS.L				DJAIGRB	JE00B2NFTK88	1	1	103	None
ETFS Short Gasoline	SGAS LN	SGAS.L				DJAIGRB	JE00B24DKB91	1	1	103	None
ETFS Heating Oil	HEAT LN	HEAT.L				DJAIHTR	GB00B15KXY63	1	1	54	None
Deutsche Borse	OD7I GR	HEAT.DE				DJAIHTR	DE000A0KRJ02	1	1	54	None
Euronext Paris	HEATP FP	HEATP.PA				DJAIHTR	GB00B15KXY63	1	1	54	None
Borsa Italiana	HEAT IM	HEAT.MI				DJAIHTR	GB00B15KXY63	1	1	54	None
ETFS Forward Heating Oil	HEAF LN	HEAF.L				DJAIHO3T	JE00B24DM021	1	1	54	None
ETFS Leveraged Heating Oil	LHEO LN	LHEO.L				DJAIHO3T	JE00B2NFTM03	1	1	103	None
ETFS Short Heating Oil	SHEA LN	SHEA.L				DJAIHO3T	JE00B24DKD16	1	1	103	None
ETFS Natural Gas	NGAS LN	NGAS.L				DJAINGTR	GB00B15KY104	1	1	54	None
Deutsche Borse	OD7L GR	NGAS.DE				DJAINGTR	DE000A0KRJ36	1	1	54	None
Euronext Amsterdam	NGAS NA	NL44416.AS				DJAINGTR	GB00B15KY104	1	1	54	None
Euronext Paris	NGASP FP	NGASP.PA				DJAINGTR	GB00B15KY104	1	1	54	None
Borsa Italiana	NGAS IM	NGAS.MI				DJAINGTR	GB00B15KY104	1	1	54	None
London Stock Exchange	NGSP LN	NGSP.L				DJAINGTR	GB00B15KY104	1	1	54	None
ETFS Forward Natural Gas	NGAF LN	NGAF.L				DJAING3T	JE00B24DM351	1	1	54	None
Deutsche Borse	9GAQ GR	9GAE.DE				DJAING3T	JE00B24DM351	1	1	54	None
Borsa Italiana	NGAF IM	NGAF.MI				DJAING3T	JE00B24DM351	1	1	54	None
Euronext Paris	NGAFP FP	NGAFP.PA				DJAING3T	JE00B24DM351	1	1	54	None
ETFS Leveraged Natural Gas	LNGA LN	LNGA.L				DJAINGNG	JE00B2NFTQ41	1	1	103	None
ETFS Short Natural Gas	SNGA LN	SNGA.L				DJAINGNG	JE00B24DKH53	1	1	103	None
ETFS Petroleum DJ-AIGCISM	AIGO LN	AIGO.L				DJAIPETR	GB00B15KYC19	3	3	54	None
Deutsche Borse	OD72 GR	AIGO.DE				DJAIPETR	DE000A0KRKJ1	3	3	54	None
Euronext Amsterdam	AIGO NA	NL44402.AS				DJAIPETR	GB00B15KYC19	3	3	54	None
Euronext Paris	AIGOP FP	AIGOP.PA				DJAIPETR	GB00B15KYC19	3	3	54	None
Borsa Italiana	AIGO IM	AIGO.MI				DJAIPETR	GB00B15KYC19	3	3	54	None
ETFS Forward Petroleum DJ-AIGCI-F3SM	FPET LN	FPET.L				DJAIPET3T	JE00B24DMF79	3	3	54	None
Deutsche Borse	9GAH GR	OD77.DE				DJAIPET3T	JE00B24DMF79	3	3	54	None
Borsa Italiana	FPET IM	FPET.MI				DJAIPET3T	JE00B24DMF79	3	3	54	None
ETFS Leveraged Petroleum DJ-AIGCI	LPET LN	LPET.L				DJAIGPE	JE00B2NFT971	1	1	103	None
ETFS Short Petroleum DJ-AIGCISM	SPET LN	SPTO.L				DJAIGPE	JE00B24DKW05	1	1	103	None
Livestock											
ETFS Lean Hogs	HOGS LN	HOGS.L				DJAILHTR	GB00B15KXZ70	1	1	54	None
Deutsche Borse	OD7J GR	HOGS.DE				DJAILHTR	DE000A0KRJ10	1	1	54	None
Euronext Paris	HOGSP FP	HOGSP.PA				DJAILHTR	GB00B15KXZ70	1	1	54	None
Borsa Italiana	HOGS IM	HOGS.MI				DJAILHTR	GB00B15KXZ70	1	1	54	None
ETFS Forward Lean Hogs	HOGF LN	HOGF.L				DJAILH3T	JE00B24DM138	1	1	54	None
ETFS Leveraged Lean Hogs	LLHO LN	LLHO.L				DJAIGLH	JE00B2NFTN10	1	1	103	None
ETFS Short Lean Hogs	SLHO LN	SLHO.L				DJAIGLH	JE00B24DKF30	1	1	103	None
ETFS Live Cattle	CATL LN	CATL.L				DJAIGLCTR	GB00B15KY096	1	1	54	None
Deutsche Borse	OD7K GR	CATL.DE				DJAIGLCTR	DE000A0KRJ28	1	1	54	None
Euronext Paris	CATLP FP	CATLP.PA				DJAIGLCTR	GB00B15KY096	1	1	54	None
Borsa Italiana	CATL IM	CATL.MI				DJAIGLCTR	GB00B15KY096	1	1	54	None
ETFS Forward Live Cattle	CATF LN	CATF.L				DJAIGLCTR	JE00B24DM245	1	1	54	None
ETFS Leveraged Live Cattle	LLCT LN	LLCT.L				DJAIGLC	JE00B2NFTP34	1	1	103	None
ETFS Short Live Cattle	SLCT LN	SLCT.L				DJAIGLC	JE00B24DKG47	1	1	103	None
ETFS Livestock DJ-AIGCISM	AIGL LN	AIGL.L				DJAIGLCTR	GB00B15KYK92	2	2	54	None
Deutsche Borse	OD7I GR	AIGL.DE				DJAIGLCTR	DE000A0KRKJ5	2	2	54	None
Euronext Amsterdam	AIGL NA	NL44401.AS				DJAIGLCTR	GB00B15KYK92	2	2	54	None
Euronext Paris	AIGLP FP	AIGLP.PA				DJAIGLCTR	GB00B15KYK92	2	2	54	None
Borsa Italiana	AIGL IM	AIGL.MI				DJAIGLCTR	GB00B15KYK92	2	2	54	None
ETFS Forward Livestock DJ-AIGCI-F3SM	FLIV LN	FLIV.L				DJAIGL3T	JE00B24DMM47	2	2	54	None
Deutsche Borse	9GAN GR	9GAC.DE				DJAIGL3T	JE00B24DMM47	2	2	54	None



Currency	Local Price ¹	AUM (USD MM) ¹	Avg Daily Volume (USD MM) ²	Fund Structure	UCITS	Reg's	UK Dist Status ³	Init. Index Ratio	PEA Eligible	Options	Futures	Manager	Launch Date
GB-p	6,006.50	-	0.00	Security (Not Fund)	No	FR, G, N, IT, UK	Yes			No	No	ETF Securities	29-Oct-07
USD	128.77	1.67	0.00	Security (Not Fund)	No	FR, G, N, IT, UK	Yes			No	No	ETF Securities	15-Aug-07
USD	123.74	1.61		Security (Not Fund)	No	FR, G, N, IT, UK	Yes			No	No	ETF Securities	15-Aug-07
USD	121.63	7.91	0.02	Security (Not Fund)	No	FR, G, N, IT, UK	Yes			No	No	ETF Securities	15-Aug-07
USD	75.60	80.89	1.83	Security (Not Fund)	No	FR, G, N, IT, UK	Yes			No	No	ETF Securities	27-Sep-06
EUR	48.93	-	0.01	Security (Not Fund)	No	FR, G, N, IT, UK	Yes			No	No	ETF Securities	03-Nov-06
EUR	47.98	-	0.07	Security (Not Fund)	No	FR, G, N, IT, UK	Yes			No	No	ETF Securities	15-Dec-06
EUR	48.37	-	0.21	Security (Not Fund)	No	FR, G, N, IT, UK	Yes			No	No	ETF Securities	21-Feb-07
EUR	49.00	-	0.24	Security (Not Fund)	No	FR, G, N, IT, UK	Yes			No	No	ETF Securities	20-Apr-07
												ETF Securities	Planned
USD	72.16	0.43	0.72	Security (Not Fund)	No	FR, G, N, IT, UK	Yes			No	No	ETF Securities	11-Mar-08
USD	38.11	55.07	3.49	Security (Not Fund)	No	FR, G, N, IT, UK	Yes			No	No	ETF Securities	22-Feb-08
USD	59.79	6.52	0.30	Security (Not Fund)	No	FR, G, N, IT, UK	Yes			No	No	ETF Securities	27-Sep-06
EUR	38.80	-	0.00	Security (Not Fund)	No	FR, G, N, IT, UK	Yes			No	No	ETF Securities	03-Nov-06
EUR	38.46	-	0.05	Security (Not Fund)	No	FR, G, N, IT, UK	Yes			No	No	ETF Securities	28-Dec-06
EUR	33.72	-	0.02	Security (Not Fund)	No	FR, G, N, IT, UK	Yes			No	No	ETF Securities	26-Sep-07
EUR	38.58	-	0.11	Security (Not Fund)	No	FR, G, N, IT, UK	Yes			No	No	ETF Securities	20-Apr-07
												ETF Securities	Planned
USD	67.36	0.07	0.28	Security (Not Fund)	No	FR, G, N, IT, UK	Yes			No	No	ETF Securities	11-Mar-08
USD	41.91	0.80	0.03	Security (Not Fund)	No	FR, G, N, IT, UK	Yes			No	No	ETF Securities	22-Feb-08
USD	44.39	7.59	0.23	Security (Not Fund)	No	FR, G, N, IT, UK	Yes			No	No	ETF Securities	27-Sep-06
EUR	29.08	-		Security (Not Fund)	No	FR, G, N, IT, UK	Yes			No	No	ETF Securities	03-Nov-06
EUR	25.60	-	0.03	Security (Not Fund)	No	FR, G, N, IT, UK	Yes			No	No	ETF Securities	05-Mar-07
EUR	29.12	-	0.08	Security (Not Fund)	No	FR, G, N, IT, UK	Yes			No	No	ETF Securities	20-Apr-07
USD	97.52	0.10	0.02	Security (Not Fund)	No	FR, G, N, IT, UK	Yes			No	No	ETF Securities	29-Nov-07
USD	79.54	0.08	0.12	Security (Not Fund)	No	FR, G, N, IT, UK	Yes			No	No	ETF Securities	11-Mar-08
USD	36.07	0.04	0.00	Security (Not Fund)	No	FR, G, N, IT, UK	Yes			No	No	ETF Securities	22-Feb-08
USD	2.80	7.41	1.20	Security (Not Fund)	No	FR, G, N, IT, UK	Yes			No	No	ETF Securities	27-Sep-06
EUR	1.82	-	0.01	Security (Not Fund)	No	FR, G, N, IT, UK	Yes			No	No	ETF Securities	03-Nov-06
EUR	1.82	-	0.27	Security (Not Fund)	No	FR, G, N, IT, UK	Yes			No	No	ETF Securities	15-Dec-06
EUR	1.64	-	0.00	Security (Not Fund)	No	FR, G, N, IT, UK	Yes			No	No	ETF Securities	05-Apr-07
EUR	1.81	-	0.50	Security (Not Fund)	No	FR, G, N, IT, UK	Yes			No	No	ETF Securities	20-Apr-07
GB-p	144.00	-	0.00	Security (Not Fund)	No	FR, G, N, IT, UK	Yes			No	No	ETF Securities	29-Oct-07
USD	44.82	14.07	0.19	Security (Not Fund)	No	FR, G, N, IT, UK	Yes			No	No	ETF Securities	29-Nov-07
EUR	29.25	-		Security (Not Fund)	No	FR, G, N, IT, UK	Yes			No	No	ETF Securities	27-Nov-07
EUR	29.10	-		Security (Not Fund)	No	FR, G, N, IT, UK	Yes			No	No	ETF Securities	23-Jan-08
EUR	24.71	-	0.04	Security (Not Fund)	No	FR, G, N, IT, UK	Yes			No	No	ETF Securities	12-Feb-08
USD	64.44	0.06	0.37	Security (Not Fund)	No	FR, G, N, IT, UK	Yes			No	No	ETF Securities	11-Mar-08
USD	38.27	0.46	0.02	Security (Not Fund)	No	FR, G, N, IT, UK	Yes			No	No	ETF Securities	22-Feb-08
USD	65.78	7.17	0.49	Security (Not Fund)	No	FR, G, N, IT, UK	Yes			No	No	ETF Securities	27-Sep-06
EUR	42.77	-	0.00	Security (Not Fund)	No	FR, G, N, IT, UK	Yes			No	No	ETF Securities	03-Nov-06
EUR	42.15	-	0.03	Security (Not Fund)	No	FR, G, N, IT, UK	Yes			No	No	ETF Securities	15-Dec-06
EUR	39.18	-	0.02	Security (Not Fund)	No	FR, G, N, IT, UK	Yes			No	No	ETF Securities	12-Mar-07
EUR	42.90	-	0.12	Security (Not Fund)	No	FR, G, N, IT, UK	Yes			No	No	ETF Securities	20-Apr-07
USD	128.15	0.13	0.01	Security (Not Fund)	No	FR, G, N, IT, UK	Yes			No	No	ETF Securities	11-Oct-07
EUR	83.41	-		Security (Not Fund)	No	FR, G, N, IT, UK	Yes			No	No	ETF Securities	27-Nov-07
EUR	82.82	-		Security (Not Fund)	No	FR, G, N, IT, UK	Yes			No	No	ETF Securities	23-Jan-08
USD	72.74	0.07	0.01	Security (Not Fund)	No	FR, G, N, IT, UK	Yes			No	No	ETF Securities	11-Mar-08
USD	38.50	0.42	0.00	Security (Not Fund)	No	FR, G, N, IT, UK	Yes			No	No	ETF Securities	22-Feb-08
												ETF Securities	
USD	1.98	22.98	0.41	Security (Not Fund)	No	FR, G, N, IT, UK	Yes			No	No	ETF Securities	27-Sep-06
EUR	1.27	-	0.01	Security (Not Fund)	No	FR, G, N, IT, UK	Yes			No	No	ETF Securities	03-Nov-06
EUR	1.30	-	0.03	Security (Not Fund)	No	FR, G, N, IT, UK	Yes			No	No	ETF Securities	27-Feb-07
EUR	1.31	-	0.04	Security (Not Fund)	No	FR, G, N, IT, UK	Yes			No	No	ETF Securities	20-Apr-07
USD	28.43	1.88	0.02	Security (Not Fund)	No	FR, G, N, IT, UK	Yes			No	No	ETF Securities	29-Nov-07
USD	52.83	0.85	0.14	Security (Not Fund)	No	FR, G, N, IT, UK	Yes			No	No	ETF Securities	11-Mar-08
USD	53.16	5.00	0.44	Security (Not Fund)	No	FR, G, N, IT, UK	Yes			No	No	ETF Securities	22-Feb-08
USD	9.53	34.83	0.85	Security (Not Fund)	No	FR, G, N, IT, UK	Yes			No	No	ETF Securities	27-Sep-06
EUR	6.30	-	0.01	Security (Not Fund)	No	FR, G, N, IT, UK	Yes			No	No	ETF Securities	03-Nov-06
EUR	6.06	-	0.02	Security (Not Fund)	No	FR, G, N, IT, UK	Yes			No	No	ETF Securities	09-Mar-07
EUR	6.18	-	0.03	Security (Not Fund)	No	FR, G, N, IT, UK	Yes			No	No	ETF Securities	20-Apr-07
USD	15.55	0.03	0.02	Security (Not Fund)	No	FR, G, N, IT, UK	Yes			No	No	ETF Securities	29-Nov-07
USD	51.54	0.05	0.05	Security (Not Fund)	No	FR, G, N, IT, UK	Yes			No	No	ETF Securities	11-Mar-08
USD	51.21	9.37	0.99	Security (Not Fund)	No	FR, G, N, IT, UK	Yes			No	No	ETF Securities	22-Feb-08
USD	5.68	33.54	0.78	Security (Not Fund)	No	FR, G, N, IT, UK	Yes			No	No	ETF Securities	27-Sep-06
EUR	3.63	-	0.00	Security (Not Fund)	No	FR, G, N, IT, UK	Yes			No	No	ETF Securities	03-Nov-06
EUR	3.71	-	0.04	Security (Not Fund)	No	FR, G, N, IT, UK	Yes			No	No	ETF Securities	19-Dec-06
EUR	3.52	-	0.03	Security (Not Fund)	No	FR, G, N, IT, UK	Yes			No	No	ETF Securities	05-Mar-07
EUR	3.70	-	0.01	Security (Not Fund)	No	FR, G, N, IT, UK	Yes			No	No	ETF Securities	20-Apr-07
USD	22.04	0.02	0.09	Security (Not Fund)	No	FR, G, N, IT, UK	Yes			No	No	ETF Securities	11-Oct-07
EUR	14.29	-	0.01	Security (Not Fund)	No	FR, G, N, IT, UK	Yes			No	No	ETF Securities	27-Nov-07

Exchange Traded Commodities



These are not "ETFs" as they are listed securities, not funds, which means the regulatory and tax treatment may be different than traditional ETFs. Similar to Exchange Traded Funds, ETCs are liquid, as they can be created and redeemed on a continuous basis by market makers, matching the liquidity of the underlying markets. ETCs are open-ended securities which can be bought and sold intraday by investors on an exchange in the same way as any equity.

basis by market makers, matching the liquidity of the underlying markets. ETFs are open-ended securities which can be bought and sold intraday by investors on an exchange in the same way as any equity.								Approx. No of Stocks		Annual TER	
ETC Name	Intraday NAV		Index		Index		No of Stocks		TER		
	Bloomberg	Reuters	Bloomberg	Reuters	Bloomberg	Reuters	ISIN	ETC	Index	(bps)	Divs
Borsa Italiana	FLIV IM	FLIV.MI			DJAILI3T	.DJAILI3T	JE00B24DMM47	2	2	54	None
ETFS Leveraged Livestock DJ-AIGCI	LLST LN	LLST.L			DJAIGLI	.DJAIGLI	JE00B2NFT864	1	1	103	None
ETFS Short Livestock DJ-AIGCISM	SLST LN	SLST.L			DJAIGLI	.DJAIGLI	JE00B24DL270	1	1	103	None
Industrial Metals											
ETFS Industrial Metals DJ-AIGCISM	AIGI LN	AIGI.L			DJAIINTR	.DJAIGINTR	GB00B15KYG56	4	4	54	None
Deutsche Borse	OD7Z GR	AIGI.DE			DJAIINTR	.DJAIGINTR	DE000A0KRKG7	4	4	54	None
Euronext Amsterdam	AIGI NA	NL44400.AS			DJAIINTR	.DJAIGINTR	GB00B15KYG56	4	4	54	None
Euronext Paris	AIGP FP	AIGP.PA			DJAIINTR	.DJAIGINTR	GB00B15KYG56	4	4	54	None
Borsa Italiana	AIGI IM	AIGI.MI			DJAIINTR	.DJAIGINTR	GB00B15KYG56	4	4	54	None
ETFS Forward Industrial Metals DJ-AIGCI-F3SM	FIND LN	FINDE.L			DJAIIN3T	.DJAIIN3T	JE00B24DMJ18	4	4	54	None
Deutsche Borse	9GAK GR	OD79.DE			DJAIIN3T	.DJAIIN3T	JE00B24DMJ18	4	4	54	None
Borsa Italiana	FIND IM	FINDT.MI			DJAIIN3T	.DJAIIN3T	JE00B24DMJ18	4	4	54	None
ETFS Leveraged Industrial Metal DJ-AIGCI	LIME LN	LIME.L			DJAIGIN	.DJAIGIN	JE00B2NFB688	1	1	103	None
ETFS Short Industrial Metals DJ-AIGCI	SIMT LN	SIME.L			DJAIGIN	.DJAIGIN	JE00B24DKZ36	1	1	103	None
ETFS Aluminium	ALUM LN	ALMN.L			DJAIALTR	.DJAIGALTR	GB00B15KXN58	1	1	54	None
Deutsche Borse	OD7A GR	ALUM.DE			DJAIALTR	.DJAIGALTR	DE000A0KRJS4	1	1	54	None
Euronext Amsterdam	ALUM NA	NL44405.AS			DJAIALTR	.DJAIGALTR	GB00B15KXN58	1	1	54	None
Euronext Paris	ALUMP FP	ALUMP.PA			DJAIALTR	.DJAIGALTR	GB00B15KXN58	1	1	54	None
Borsa Italiana	ALUM IM	ALMN.MI			DJAIALTR	.DJAIGALTR	GB00B15KXN58	1	1	54	None
ETFS Forward Aluminium	LALU LN	LALU.L			DJAIGAL	.DJAIGAL	JE00B2NFTC05	1	1	103	None
ETFS Leveraged Aluminium	LALU LN	LALU.L			DJAIGAL	.DJAIGAL	JE00B24DK421	1	1	103	None
ETFS Short Aluminium	SALU LN	SALUM.L			DJAIGAL	.DJAIGAL	JE00B24DK421	1	1	103	None
ETFS Copper	COPA LN	COPA.L			DJAIHGTR	.DJAIGHGTR	GB00B15KXQ89	1	1	54	None
Deutsche Borse	OD7C GR	COPA.DE			DJAIHGTR	.DJAIGHGTR	DE000A0KRJU0	1	1	54	None
Euronext Amsterdam	COPA NA	NL44407.AS			DJAIHGTR	.DJAIGHGTR	GB00B15KXQ89	1	1	54	None
Euronext Paris	COPAP FP	COPAP.PA			DJAIHGTR	.DJAIGHGTR	GB00B15KXQ89	1	1	54	None
Borsa Italiana	COPA IM	COPA.MI			DJAIHGTR	.DJAIGHGTR	GB00B15KXQ89	1	1	54	None
ETFS Forward Copper	LCOP LN	LCOP.L			DJAIGHG	.DJAIGHG	JE00B2NFTF36	1	1	103	None
ETFS Leveraged Copper	SCOP LN	SCPR.L			DJAIGHG	.DJAIGHG	JE00B24DK645	1	1	103	None
ETFS Short Copper	LLEA LN	LLEA.L					JE00B2NFTZ32	1	1	103	None
ETFS Leveraged Lead	SLEA LN	SLEA.L					JE00B2NFT088	1	1	103	None
ETFS Short Lead	NICK LN	NICK.L			DJAINITR	.DJAIGNITR	GB00B15KY211	1	1	54	None
Deutsche Borse	OD7M GR	NICK.DE			DJAINITR	.DJAIGNITR	DE000A0KRJ44	1	1	54	None
Euronext Amsterdam	NICK NA	NL44417.AS			DJAINITR	.DJAIGNITR	GB00B15KY211	1	1	54	None
Euronext Paris	NICKP FP	NICKP.PA			DJAINITR	.DJAIGNITR	GB00B15KY211	1	1	54	None
Borsa Italiana	NICK IM	NICK.MI			DJAINITR	.DJAIGNITR	GB00B15KY211	1	1	54	None
ETFS Forward Nickel	LNK LN	LNK.L			DJAIGNI	.DJAIGNI	JE00B2NFTF57	1	1	103	None
ETFS Leveraged Nickel	LNK LN	LNK.L			DJAIGNI	.DJAIGNI	JE00B24DKJ77	1	1	103	None
ETFS Short Nickel	LTIM LN	LTIM.L					JE00B2NFTV241	1	1	103	None
ETFS Leveraged Tin	STIM LN	STIM.L					JE00B2NFT203	1	1	103	None
ETFS Short Tin	ZINC LN	ZINC.L			DJAIZSTR	.DJAIGZSTR	GB00B15KY872	1	1	54	None
ETFS Zinc	OD7T GR	ZINC.DE			DJAIZSTR	.DJAIGZSTR	DE000A0KRKA0	1	1	54	None
Deutsche Borse	ZINC NA	NL44423.AS			DJAIZSTR	.DJAIGZSTR	GB00B15KY872	1	1	54	None
Euronext Amsterdam	ZINCP FP	ZINCP.PA			DJAIZSTR	.DJAIGZSTR	GB00B15KY872	1	1	54	None
Euronext Paris	ZINC IM	ZINC.MI			DJAIZSTR	.DJAIGZSTR	GB00B15KY872	1	1	54	None
Borsa Italiana	ZINC IM	ZINC.MI			DJAIZSTR	.DJAIGZSTR	GB00B15KY872	1	1	54	None
ETFS Forward Zinc	LZIC LN	LZIC.L			DJAIGZS	.DJAIGZS	JE00B2NFTY25	1	1	103	None
ETFS Leveraged Zinc	SZIC LN	SZIC.L			DJAIGZS	.DJAIGZS	JE00B24DKS68	1	1	103	None
ETFS Short Zinc	SZIC LN	SZIC.L			DJAIGZS	.DJAIGZS	JE00B24DKS68	1	1	103	None
Precious Metals											
ETFS Precious Metals DJ-AIGCISM	AIGP LN	AIGP.L			DJAIPRTR	.DJAIGPRTR	GB00B15KYF40	2	2	54	None
Deutsche Borse	OD73 GR	AIGP.DE			DJAIPRTR	.DJAIGPRTR	DE000A0KRKK9	2	2	54	None
Euronext Amsterdam	AIGP NA	NL44403.AS			DJAIPRTR	.DJAIGPRTR	GB00B15KYF40	2	2	54	None
Euronext Paris	AIGPP FP	AIGPP.PA			DJAIPRTR	.DJAIGPRTR	GB00B15KYF40	2	2	54	None
Borsa Italiana	AIGP IM	AIGP.MI			DJAIPRTR	.DJAIGPRTR	GB00B15KYF40	2	2	54	None
ETFS Leveraged Precious Metals DJ-AIGCI	LPMT LN	LPMT.L			DJAIGPR	.DJAIGPR	JE00B2NFB795	1	1	103	None
ETFS Short Precious Metals DJ-AIGCISM	SPMT LN	SPMT.L			DJAIGPR	.DJAIGPR	JE00B24DKY29	1	1	103	None
Lyxor Gold Bullion Securities	GBS LN	GBSx.L			GOLDS	XAU=	GB00B00FHZ82			40	None
Euronext Paris	GBS FP	GBS.PA			GOLDS	XAU=	GB00B00FHZ82			40	None
Borsa Italiana	GBS IM	GBS.MI			GOLDS	XAU=	GB00B00FHZ82			40	None
London Stock Exchange	GBSS LN	GBSS.L			GOLDS	XAU=	GB00B00FHZ82			40	None
ETFS Gold	BULL LN	BULL.L			DJAIGCTR	.DJAIGGCTR	GB00B15KXX56	1	1	54	None
Deutsche Borse	OD7H GR	BULL.DE			DJAIGCTR	.DJAIGGCTR	DE000A0KRJZ9	1	1	54	None
Euronext Amsterdam	GLD NA	NL44412.AS			DJAIGCTR	.DJAIGGCTR	GB00B15KXX56	1	1	54	None
Euronext Paris	BULLP FP	BULLP.PA			DJAIGCTR	.DJAIGGCTR	GB00B15KXX56	1	1	54	None
London Stock Exchange	BULP LN	BULPX.L			DJAIGCTR	.DJAIGGCTR	GB00B15KXX56	1	1	54	None
Borsa Italiana	BULL IM	BULL.MI			DJAIGCTR	.DJAIGGCTR	GB00B15KXX56	1	1	54	None
ETFS Forward Gold	LBUL LN	LBUL.L			DJAIGGC	.DJAIGGC	JE00B2NFTL95	1	1	103	None
ETFS Leveraged Gold	LBUL LN	LBUL.L			DJAIGGC	.DJAIGGC	JE00B24DKC09	1	1	103	None
ETFS Short Gold	SBUL LN	SBUL.L			DJAIGGC	.DJAIGGC	JE00B24DKC09	1	1	103	None



Currency	Local Price ¹	AUM (USD MM) ¹	Avg Daily Volume (USD MM) ²	Fund Structure	UCITS	Reg's	UK Dist Status ³	Init. Index Ratio	PEA Eligible	Options	Futures	Manager	Launch Date
EUR	14.25	-	-	Security (Not Fund)	No	FR, G, N, IT, UK	Yes			No	No	ETF Securities	23-Jan-08
USD	51.89	0.05	0.09	Security (Not Fund)	No	FR, G, N, IT, UK	Yes			No	No	ETF Securities	11-Mar-08
USD	52.11	0.57	0.02	Security (Not Fund)	No	FR, G, N, IT, UK	Yes			No	No	ETF Securities	22-Feb-08
USD	22.41	45.60	0.29	Security (Not Fund)	No	FR, G, N, IT, UK	Yes			No	No	ETF Securities	27-Sep-06
EUR	14.49	-	0.01	Security (Not Fund)	No	FR, G, N, IT, UK	Yes			No	No	ETF Securities	03-Nov-06
EUR	15.11	-	0.00	Security (Not Fund)	No	FR, G, N, IT, UK	Yes			No	No	ETF Securities	22-Dec-06
EUR	14.60	-	0.02	Security (Not Fund)	No	FR, G, N, IT, UK	Yes			No	No	ETF Securities	30-Mar-07
EUR	14.60	-	0.05	Security (Not Fund)	No	FR, G, N, IT, UK	Yes			No	No	ETF Securities	20-Apr-07
USD	31.18	47.86	0.16	Security (Not Fund)	No	FR, G, N, IT, UK	Yes			No	No	ETF Securities	11-Oct-07
EUR	20.14	-	-	Security (Not Fund)	No	FR, G, N, IT, UK	Yes			No	No	ETF Securities	27-Nov-07
EUR	20.26	-	-	Security (Not Fund)	No	FR, G, N, IT, UK	Yes			No	No	ETF Securities	23-Jan-08
USD	38.44	0.04	0.00	Security (Not Fund)	No	FR, G, N, IT, UK	Yes			No	No	ETF Securities	11-Mar-08
USD	50.37	0.05	0.00	Security (Not Fund)	No	FR, G, N, IT, UK	Yes			No	No	ETF Securities	22-Feb-08
USD	8.50	27.00	0.69	Security (Not Fund)	No	FR, G, N, IT, UK	Yes			No	No	ETF Securities	27-Sep-06
EUR	5.49	-	0.00	Security (Not Fund)	No	FR, G, N, IT, UK	Yes			No	No	ETF Securities	03-Nov-06
EUR	5.63	-	0.01	Security (Not Fund)	No	FR, G, N, IT, UK	Yes			No	No	ETF Securities	15-Dec-06
EUR	5.66	-	0.01	Security (Not Fund)	No	FR, G, N, IT, UK	Yes			No	No	ETF Securities	20-Feb-07
EUR	5.51	-	0.05	Security (Not Fund)	No	FR, G, N, IT, UK	Yes			No	No	ETF Securities	20-Apr-07
USD	38.37	3.11	0.13	Security (Not Fund)	No	FR, G, N, IT, UK	Yes			No	No	ETF Securities	Planned
USD	49.55	1.98	0.11	Security (Not Fund)	No	FR, G, N, IT, UK	Yes			No	No	ETF Securities	11-Mar-08
USD	44.62	21.51	0.77	Security (Not Fund)	No	FR, G, N, IT, UK	Yes			No	No	ETF Securities	22-Feb-08
EUR	28.85	-	-	Security (Not Fund)	No	FR, G, N, IT, UK	Yes			No	No	ETF Securities	27-Sep-06
EUR	30.00	-	0.15	Security (Not Fund)	No	FR, G, N, IT, UK	Yes			No	No	ETF Securities	03-Nov-06
EUR	29.71	-	0.17	Security (Not Fund)	No	FR, G, N, IT, UK	Yes			No	No	ETF Securities	15-Dec-06
EUR	28.90	-	0.15	Security (Not Fund)	No	FR, G, N, IT, UK	Yes			No	No	ETF Securities	29-May-07
USD	43.91	0.04	0.12	Security (Not Fund)	No	FR, G, N, IT, UK	Yes			No	No	ETF Securities	20-Apr-07
USD	48.95	6.17	0.72	Security (Not Fund)	No	FR, G, N, IT, UK	Yes			No	No	ETF Securities	Planned
USD	24.57	0.02	0.04	Security (Not Fund)	No	FR, G, N, IT, UK	Yes			No	No	ETF Securities	11-Mar-08
USD	68.24	0.82	0.07	Security (Not Fund)	No	FR, G, N, IT, UK	Yes			No	No	ETF Securities	22-Feb-08
USD	33.02	22.06	0.32	Security (Not Fund)	No	FR, G, N, IT, UK	Yes			No	No	ETF Securities	11-Mar-08
EUR	21.33	-	0.00	Security (Not Fund)	No	FR, G, N, IT, UK	Yes			No	No	ETF Securities	27-Sep-06
EUR	22.38	-	0.03	Security (Not Fund)	No	FR, G, N, IT, UK	Yes			No	No	ETF Securities	03-Nov-06
EUR	23.00	-	0.04	Security (Not Fund)	No	FR, G, N, IT, UK	Yes			No	No	ETF Securities	27-Dec-06
EUR	21.60	-	0.06	Security (Not Fund)	No	FR, G, N, IT, UK	Yes			No	No	ETF Securities	16-Feb-07
USD	30.79	0.62	0.02	Security (Not Fund)	No	FR, G, N, IT, UK	Yes			No	No	ETF Securities	20-Apr-07
USD	50.78	2.29	0.10	Security (Not Fund)	No	FR, G, N, IT, UK	Yes			No	No	ETF Securities	Planned
USD	80.32	0.08	0.49	Security (Not Fund)	No	FR, G, N, IT, UK	Yes			No	No	ETF Securities	11-Mar-08
USD	38.42	0.08	0.00	Security (Not Fund)	No	FR, G, N, IT, UK	Yes			No	No	ETF Securities	22-Feb-08
USD	9.68	8.86	0.10	Security (Not Fund)	No	FR, G, N, IT, UK	Yes			No	No	ETF Securities	11-Mar-08
EUR	6.32	-	0.00	Security (Not Fund)	No	FR, G, N, IT, UK	Yes			No	No	ETF Securities	27-Sep-06
EUR	6.40	-	0.02	Security (Not Fund)	No	FR, G, N, IT, UK	Yes			No	No	ETF Securities	03-Nov-06
EUR	6.51	-	0.02	Security (Not Fund)	No	FR, G, N, IT, UK	Yes			No	No	ETF Securities	22-Dec-06
EUR	6.38	-	0.08	Security (Not Fund)	No	FR, G, N, IT, UK	Yes			No	No	ETF Securities	02-Oct-07
USD	31.69	0.03	0.03	Security (Not Fund)	No	FR, G, N, IT, UK	Yes			No	No	ETF Securities	20-Apr-07
USD	54.45	4.03	0.20	Security (Not Fund)	No	FR, G, N, IT, UK	Yes			No	No	ETF Securities	Planned
USD	14.59	156.57	0.46	Security (Not Fund)	No	FR, G, N, IT, UK	Yes			No	No	ETF Securities	11-Mar-08
EUR	9.53	-	0.01	Security (Not Fund)	No	FR, G, N, IT, UK	Yes			No	No	ETF Securities	22-Feb-08
EUR	9.45	-	0.01	Security (Not Fund)	No	FR, G, N, IT, UK	Yes			No	No	ETF Securities	11-Mar-08
EUR	9.49	-	0.00	Security (Not Fund)	No	FR, G, N, IT, UK	Yes			No	No	ETF Securities	19-Dec-06
EUR	9.55	-	0.04	Security (Not Fund)	No	FR, G, N, IT, UK	Yes			No	No	ETF Securities	04-Apr-07
USD	37.40	0.04	0.03	Security (Not Fund)	No	FR, G, N, IT, UK	Yes			No	No	ETF Securities	20-Apr-07
USD	52.79	0.58	0.06	Security (Not Fund)	No	FR, G, N, IT, UK	Yes			No	No	ETF Securities	11-Mar-08
USD	86.81	3,346.70	21.05	Security (Not Fund)	No	FR, IT, UK	Yes	1/10		No	No	Gold Bullion Securities	22-Feb-08
EUR	56.33	-	2.80	Security (Not Fund)	No	FR, IT, UK	Yes	1/10	Yes	No	No	Gold Bullion Securities	31-Mar-04
EUR	55.55	-	1.38	Security (Not Fund)	No	FR, IT, UK	Yes	1/10		No	No	Gold Bullion Securities	08-Nov-05
GB-p	4,427.00	-	0.47	Security (Not Fund)	No	FR, IT, UK	Yes	1/10		No	No	Gold Bullion Securities	20-Apr-07
USD	12.28	134.93	2.46	Security (Not Fund)	No	FR, G, N, IT, UK	Yes			No	No	ETF Securities	13-Nov-07
EUR	8.01	-	0.01	Security (Not Fund)	No	FR, G, N, IT, UK	Yes			No	No	ETF Securities	27-Sep-06
EUR	8.05	-	0.07	Security (Not Fund)	No	FR, G, N, IT, UK	Yes			No	No	ETF Securities	03-Nov-06
EUR	7.81	-	0.01	Security (Not Fund)	No	FR, G, N, IT, UK	Yes			No	No	ETF Securities	15-Dec-06
GB-p	629.50	-	0.04	Security (Not Fund)	No	FR, G, N, IT, UK	Yes			No	No	ETF Securities	28-Feb-07
EUR	8.04	-	0.88	Security (Not Fund)	No	FR, G, N, IT, UK	Yes			No	No	ETF Securities	29-Oct-07
USD	40.12	4.45	0.36	Security (Not Fund)	No	FR, G, N, IT, UK	Yes			No	No	ETF Securities	20-Apr-07
USD	52.47	14.22	0.90	Security (Not Fund)	No	FR, G, N, IT, UK	Yes			No	No	ETF Securities	Planned
										No	No	ETF Securities	11-Mar-08
										No	No	ETF Securities	22-Feb-08

Exchange Traded Commodities



These are not "ETFs" as they are listed securities, not funds, which means the regulatory and tax treatment may be different than traditional ETFs. Similar to Exchange Traded Funds, ETCs are liquid, as they can be created and redeemed on a continuous basis by market makers, matching the liquidity of the underlying markets. ETCs are open-ended securities which can be bought and sold intraday by investors on an exchange in the same way as any equity.

ETC Name	Bloomberg	Reuters	Intraday NAV		Index		ISIN	Approx. No of Stocks		Annual TER (bps)	Divs
			Bloomberg	Reuters	Bloomberg	Reuters		ETC	Index		
ETFS Physical Gold	PHAU LN	PHAU.L			GOLDLNPM		JE00B1VS3770	1	1	39*	None
Deutsche Borse	VZLD GR	VZLD.DE			GOLDLNPM		DE000A0N62G0	1	1	39*	None
Euronext Amsterdam	PHAU NA	PHAU.AS			GOLDLNPM		JE00B1VS3770	1	1	39*	None
Borsa Italiana	PHAU IM	PHAU.MI			GOLDLNPM		JE00B1VS3770	1	1	39*	None
Euronext Paris	PHAUP FP	PHAUP.PA			GOLDLNPM		JE00B1VS3770	1	1	39*	None
London Stock Exchange	PHGP LN	PHGP.L			GOLDLNPM		JE00B1VS3770	1	1	39*	None
ETFS Silver	SLVR LN	SLVR.L			DJAISITR	.DJAISITR	GB00B15KY328	1	1	54	None
Deutsche Borse	OD7N GR	SLVR.DE			DJAISITR	.DJAISITR	DE000A0KRJ51	1	1	54	None
Euronext Amsterdam	SLVR NA	NL44418.AS			DJAISITR	.DJAISITR	GB00B15KY328	1	1	54	None
Euronext Paris	SLVRP FP	SLVRP.PA			DJAISITR	.DJAISITR	GB00B15KY328	1	1	54	None
Borsa Italiana	SLVR IM	SLVR.MI			DJAISITR	.DJAISITR	GB00B15KY328	1	1	54	None
ETFS Forward Silver											
ETFS Leveraged Silver	LSIL LN	LSIL.L			DJAIGSI	.DJAIGSI	JE00B2NFTS64	1	1	103	None
ETFS Short Silver	SSIL LN	SSIL.L			DJAIGSI	.DJAIGSI	JE00B24DKK82	1	1	103	None
ETFS Physical Silver	PHAG LN	PHAG.L			SLVRLN		JE00B1VS3333	1	1	49*	None
Deutsche Borse	VZLC GR	VZLC.DE			SLVRLN		DE000A0N62F2	1	1	49*	None
Euronext Amsterdam	PHAG NA	PHAG.DE			SLVRLN		JE00B1VS3333	1	1	49*	None
Borsa Italiana	PHAG IM	PHAG.MI			SLVRLN		JE00B1VS3333	1	1	49*	None
Euronext Paris	PHAGP FP	PHAGP.PA			SLVRLN		JE00B1VS3333	1	1	49*	None
London Stock Exchange	PHSP LN	PHSP.L			SLVRLN		JE00B1VS3333	1	1	49*	None
ETFS Physical Platinum	PHPT LN	PHPT.L			PLTMLNPM		JE00B1VS2W53	1	1	49*	None
Deutsche Borse	VZLA GR	VZLA.DE			PLTMLNPM		DE000A0N62D7	1	1	49*	None
Euronext Amsterdam	PHPT NA	PHPT.AS			PLTMLNPM		JE00B1VS2W53	1	1	49*	None
Euronext Paris	PHPTP FP	PHPTP.PA			PLTMLNPM		JE00B1VS2W53	1	1	49*	None
Borsa Italiana	PHPT IM	PHPT.MI			PLTMLNPM		JE00B1VS2W53	1	1	49*	None
ETFS Leveraged Platinum	LPLA LN	LPLA.L					JE00B2NFTV134	1	1	103	None
ETFS Short Platinum	SPLA LN	SPLA.L					JE00B2NFT195	1	1	103	None
ETFS Physical Palladium	PHPD LN	PHPD.L			PLDMLNPM		JE00B1VS3002	1	1	49*	None
Deutsche Borse	VZLB GR	VZLB.DE			PLDMLNPM		DE000A0N62E5	1	1	49*	None
Euronext Paris	PHPDP FP	PHPDP.PA			PLDMLNPM		JE00B1VS3002	1	1	49*	None
Euronext Amsterdam	PHPD NA	PHPD.AS			PLDMLNPM		JE00B1VS3002	1	1	49*	None
Borsa Italiana	PHPD IM	PHPD.MI			PLDMLNPM		JE00B1VS3002	1	1	49*	None
ETFS Physical PM Basket	PHPM LN	PHPM.L					JE00B1VS3W29	4	4	43*	None
Deutsche Borse	VZLE GR	VZLE.DE					DE000A0N62H8	4	4	43*	None
Euronext Amsterdam	PHPM NA	PHPM.PA					JE00B1VS3W29	4	4	43*	None
Borsa Italiana	PHPM IM	PHPM.MI					JE00B1VS3W29	4	4	43*	None
London Stock Exchange	PHPP LN	PHPP.L					JE00B1VS3W29	4	4	43*	None
Euronext Paris	PHPMP FP	PHPMP.PA					JE00B1VS3W29	4	4	43*	None

Notes

Annual TER (bps): * Indicates where only the Management Fee is provided

Re: Australia - AU, Austria - A, Belgium - B, Brazil - BZ, Canada - CN, China - CH, Chile - CL

Denmark - D, Finland - F, France - FR, Germany - G, Greece - GR, Hong Kong - HK, Iceland - IC,

India - IN, Ireland - I, Israel - IL, Italy - IT, Luxembourg - L, Liechtenstein - LI, Malaysia - MY,

Mexico - MX, Netherlands - N, New Zealand - NZ, Norway - NO, Portugal - P, Singapore - SG, South Korea - SK,

Spain - SP, Sweden - S, Switzerland - SW, Taiwan - TW, Turkey - T, United Kingdom - UK, Other - O

Dividends (DIV) - A - Annually, AA - At least annually, S - Semi-annually, Q - Quarterly, M - Monthly, Dividend Frequency, R - Reinvested, O - Other

Footnotes: 1. Price, AUM and Avg Daily Volume is as captured from Bloomberg on 12 May 08; 2. 20-Day Average;

Source: Morgan Stanley Investment Strategies, Various ETC Managers

Fund Sites

ETFS Oil Securities Limited:

www.etfsecurities.com

Gold Bullion Securities:

www.exchangetradedgold.com



Currency	Local Price ¹	AUM (USD MM) ¹	Avg Daily Volume (USD MM) ²	Fund Structure	UCITS	Reg's	UK Dist Status ³	Init. Index Ratio	PEA Eligible	Options	Futures	Manager	Launch Date
USD	87.84	905.37	11.58	Security (Not Fund)	No	FR, G, N, IT, UK	Yes			No	No	ETF Securities	24-Apr-07
EUR	57.07	-	0.12	Security (Not Fund)	No	FR, G, N, IT, UK	Yes			No	No	ETF Securities	08-May-07
EUR	57.00	-	0.39	Security (Not Fund)	No	FR, G, N, IT, UK	Yes			No	No	ETF Securities	10-May-07
EUR	56.50	-	0.31	Security (Not Fund)	No	FR, G, N, IT, UK	Yes			No	No	ETF Securities	20-Jun-07
EUR	56.72	-	0.27	Security (Not Fund)	No	FR, G, N, IT, UK	Yes			No	No	ETF Securities	15-May-07
GB-p	4,509.00	-	0.46	Security (Not Fund)	No	FR, G, N, IT, UK	Yes			No	No	ETF Securities	29-Oct-07
USD	20.30	49.94	1.12	Security (Not Fund)	No	FR, G, N, IT, UK	Yes			No	No	ETF Securities	27-Sep-06
EUR	13.26	-	0.01	Security (Not Fund)	No	FR, G, N, IT, UK	Yes			No	No	ETF Securities	03-Nov-06
EUR	13.40	-	0.02	Security (Not Fund)	No	FR, G, N, IT, UK	Yes			No	No	ETF Securities	18-Dec-06
EUR	13.58	-	0.04	Security (Not Fund)	No	FR, G, N, IT, UK	Yes			No	No	ETF Securities	28-Feb-07
EUR	13.39	-	0.11	Security (Not Fund)	No	FR, G, N, IT, UK	Yes			No	No	ETF Securities	20-Apr-07
												ETF Securities	Planned
USD	32.32	3.39	0.24	Security (Not Fund)	No	FR, G, N, IT, UK	Yes			No	No	ETF Securities	11-Mar-08
USD	51.69	1.86		Security (Not Fund)	No	FR, G, N, IT, UK	Yes			No	No	ETF Securities	22-Feb-08
USD	16.63	157.73	2.01	Security (Not Fund)	No	FR, G, N, IT, UK	Yes			No	No	ETF Securities	24-Apr-07
EUR	10.85	-	0.03	Security (Not Fund)	No	FR, G, N, IT, UK	Yes			No	No	ETF Securities	08-May-07
EUR	10.97	-	0.05	Security (Not Fund)	No	FR, G, N, IT, UK	Yes			No	No	ETF Securities	11-May-07
EUR	10.84	-	0.06	Security (Not Fund)	No	FR, G, N, IT, UK	Yes			No	No	ETF Securities	20-Jun-07
EUR	10.85	-	0.02	Security (Not Fund)	No	FR, G, N, IT, UK	Yes			No	No	ETF Securities	15-May-07
GB-p	853.00	-	0.04	Security (Not Fund)	No	FR, G, N, IT, UK	Yes			No	No	ETF Securities	29-Oct-07
USD	203.75	691.94	5.74	Security (Not Fund)	No	FR, G, N, IT, UK	Yes			No	No	ETF Securities	24-Apr-07
EUR	132.96	-	0.03	Security (Not Fund)	No	FR, G, N, IT, UK	Yes			No	No	ETF Securities	08-May-07
EUR	133.95	-	0.01	Security (Not Fund)	No	FR, G, N, IT, UK	Yes			No	No	ETF Securities	10-May-07
EUR	134.04	-	0.03	Security (Not Fund)	No	FR, G, N, IT, UK	Yes			No	No	ETF Securities	18-May-07
EUR	133.77	-	0.15	Security (Not Fund)	No	FR, G, N, IT, UK	Yes			No	No	ETF Securities	20-Jun-07
USD	50.07	0.05	0.10	Security (Not Fund)	No	FR, G, N, IT, UK	Yes			No	No	ETF Securities	11-Mar-08
USD	48.63	16.87	0.05	Security (Not Fund)	No	FR, G, N, IT, UK	Yes			No	No	ETF Securities	11-Mar-08
USD	43.38	84.33	1.05	Security (Not Fund)	No	FR, G, N, IT, UK	Yes			No	No	ETF Securities	24-Apr-07
EUR	28.25	-	0.01	Security (Not Fund)	No	FR, G, N, IT, UK	Yes			No	No	ETF Securities	08-May-07
EUR	27.95	-	0.01	Security (Not Fund)	No	FR, G, N, IT, UK	Yes			No	No	ETF Securities	18-May-07
EUR	27.92	-	0.01	Security (Not Fund)	No	FR, G, N, IT, UK	Yes			No	No	ETF Securities	01-Jun-07
EUR	28.21	-	0.06	Security (Not Fund)	No	FR, G, N, IT, UK	Yes			No	No	ETF Securities	20-Jun-07
USD	84.67	100.76	0.68	Security (Not Fund)	No	FR, G, N, IT, UK	Yes			No	No	ETF Securities	24-Apr-07
EUR	54.71	-	0.04	Security (Not Fund)	No	FR, G, N, IT, UK	Yes			No	No	ETF Securities	08-May-07
EUR	53.78	-	0.01	Security (Not Fund)	No	FR, G, N, IT, UK	Yes			No	No	ETF Securities	18-May-07
EUR	54.30	-	0.01	Security (Not Fund)	No	FR, G, N, IT, UK	Yes			No	No	ETF Securities	20-Jun-07
GB-p	4,304.00	-	0.12	Security (Not Fund)	No	FR, G, N, IT, UK	Yes			No	No	ETF Securities	29-Oct-07
EUR	53.39	-	0.00	Security (Not Fund)	No	FR, G, N, IT, UK	Yes			No	No	ETF Securities	27-Jun-07

Exchange Sites:

Borsa Italiana: www.borsaitalia.it
 Deutsche Boerse: www.deutsche-boerse.com
 Euronext Amsterdam: www.euronext.com
 Euronext Paris: www.euronext.com
 London Stock Exchange: www.londonstockexchange.com

Index Sites:

Dow Jones: www.djindexes.com

ETFs Listed in the United States



	Price Ticker		Intraday		Index		Round		Approx. No of Stocks		Annual TER
Name	Bloomberg	Reuters	NAV	NAV	Bloomberg	Reuters	Lot	ISIN	ETF	Index	(bps)
Major Market ETFs											
Broad Market											
iShares DJ US Total Market	IYY US	IYY.A	IYYIV	IYYNV	DJUS	.DJUS	100	US4642878460	1628	1626	20
iShares S&P 1500	ISI US	ISI.A	ISIV	ISINV	SPR	.SPR	100	US4642871507	1500	1500	20
iShares NYSE Composite	NYC US	NYC.N	NYCIV	NYCNV	NYA	.NYA	100	US4642871432	1599	2069	25
iShares Russell 3000	IWV US	IWV	IWVIV	IWVNV	RAY	.RAY	100	US4642876894	2993	2993	20
Fidelity NASDAQ Composite	ONEQ US	ONEQ.O	ONEQI	ONEQN	CCMP	.IXIC	100	US3159128087	1699	3241	30
Vanguard Extended Market	VXF US	VXF.A	EAH	EAHNV	EMW	.EMW	100	US9229086528	3223	3223	8
Vanguard Total Stock Market	VTI US	VTI.A	TSJ	TSJNV	TMW	.TMW	100	US9229087690	3613	4978	7
Claymore/Dorchester: The Capital Markets Equities											
Large-Cap											
SPDR S&P 500	SPY US	SPY.A	SVX	SVXNV	SPX	.SPX	100	US78462F1030	500	500	9.45
iShares S&P 500	IVV US	IVV	NNV	NNVNV	SPX	.SPX	100	US4642872000	500	500	9
Rydex Equal Weight S&P 500	RSP US	RSP.A	RSJ	RSJNV	SPXEWI	.SPXEWI	100	US78355W1062	500	500	40
DIAMONDS	DIA US	DIA.A	DXV	DXVNV	INDU	.INDU	100	US2527871063	30	30	16.63
SPDR DJ Wilshire Total Market	TMW US	TMW.A	FFY	FFYNV	DWCF	.DWC	100	US78464A8053	826	5000	20
SPDR DJ Wilshire Large Cap	ELR US	ELR.A	EZR	EZRNV	DWL	.DWL	100	US78464A8541	749	749	20
NETS DJ Wilshire 4500											
iShares NYSE 100	NY US	NY	NJT	NYNV	NYID	.NYID	100	US4642871358	101	100	20
iShares Morningstar Large Core	JKD US	JKD.N	JKDIV	JKDNV	MLCR	.MLCR	100	US4642871275	97	97	20
iShares Russell 1000	IWB US	IWB	IWBIV	IWBNV	RIY	.RUI	100	US4642876225	983	983	15
iShares S&P 100	OEF US	OEF	OEFIV	OEFNV	OEX	.OEX	100	US4642871010	100	100	20
PowerShares QQQ Nasdaq 100	QQQQ US	QQQQ.O	QXV	QQQON	NDX	.NDX	100	US73935A1043	100	100	20
PowerShares NASDAQ Next-Q	PNXQ US		PNXQIV	PNXQNV	NXTQ			US73935X1202	50	50	70
First Trust NASDAQ-100 Equal Weighted	QQEW US	QQEW.O	QQEIV	QQEWN	NDXE	QQEW.OQ		US3373441050	100	100	60
First Trust Nasdaq-100 Ex-Technology Sector	QQXT US	QQXT.OQ	QQXTI	QQXTNV	NDXM	.NDXX		US33733E4017	59	59	60
Rydex Russell Top 50	XLG US	XLG.A	XLRIV	XLRNV	RTOP50	.RTF	100	US78355W2052	50	50	20
SPA MarketGrader Large Cap	SZG US	SZG.U	SZGIV	SZGNV	MGLRG		1	US7846786090	100	100	112
Vanguard Large-Cap	VV US	VV.A	BVH	BVHNV	MZUSP	.MZUSP	100	US9229086379	741	741	7
Vanguard Mega Cap 300	MGC US	MGV.P	MGCIV	MGCNV	MZUSL			US9219108738	302	302	13
PowerShares Dynamic Large Cap	PJF US	PJF.A	PJFIV	PJFNV	IEB	.IEB	100	US73935X4503	100	100	60
First Trust Large Cap Core AlphaDEX	FEX US	FEX	FEXIV	FEXNV	DEFILCCI	.DEFILCCI		US33734K1097	373	373	70
First Trust IPOX-100	FPX US	FPX.A	XPT	XPTNV	IPXO	.IPXO		US3369201039	100	100	60
PowerShares S&P BuyWrite Portfolio	PBP US	PBP.P	MNV	PBPNV	BXM			US73936G3083	500	500	75
PowerShares Nasdaq-100 BuyWrite Portfolio											
PowerShares DJIA BuyWrite Portfolio											
Mid-Cap											
iShares S&P MidCap 400	IJH US	IJH	IJHIV	IJHNV	MID	.MID	100	US4642875078	400	400	20
S&P 400 MidCap SPDR	MDY US	MDY.A	MXV	MXVNV	MID	.MID	100	US5956351036	400	400	25
iShares Morningstar Mid Core	JKG US	JKG.N	JKGIV	JKGNV	MMCR	.MMCR	100	US4642882082	256	256	25
iShares Russell MidCap	IWR US	IWR.A	IWRIV	IWRNV	RMC	.RMC	100	US4642874998	783	783	20
SPDR DJ Wilshire Mid Cap	EMM US	EMM.A	EYM	EYMNV	DWM	.EYM	100	US78464A8475	499	499	25
Vanguard Mid-Cap	VO US	VO.A	BVO	BVONV	MZUSM	.MZUSM	100	US9229086296	439	439	13
PowerShares Dynamic Mid Cap	PJG US	PJG.A	PJGIV	PJGNV	IEK	.IEK	100	US73935X4438	150	150	60
Claymore/Zacks Mid-Cap Core	CZA US	CZA.A	CZAIIV	CZANV	ZAXMC	.ZAXMC	100	US18383M7204	100	100	69
First Trust Mid Cap Core AlphaDEX	FNX US	FNX	FNXIV	FNXNV	DEFIMCCI	.DEFIMCCI		US33735B1089	298	298	70
SPA MarketGrader Mid Cap	SVD US	SVD.U	SVDIV	SVDNV	MGMID		1	US7846785001	100	100	112
Small-Cap											
First Trust Dow Jones Select Microcap	FDM US	FDM.A	RDM	RDMNV	DJSM	.DJSM	100	US33718M1053	250	250	60
First Trust Small Cap Core AlphaDEX	FYX US	FYX	FYXIV	FYXNV	DEFISCCI	.DEFISCCI		US33734Y1091	448	448	70
iShares Morningstar Small Core	JKJ US	JKJ.N	JKJIV	JKJNV	MSCR	.MSCR	100	US4642885051	382	382	25
iShares Russell 2000	IWM US	IWM.A	IWMIV	IWMNV	RTY	.RUT	100	US4642876555	2010	2010	20
iShares Russell MicroCap	IWC US	IWC.N	IWCIV	IWCNV	RMICROX	.IJE	100	US4642888691	1248	2001	60
iShares S&P SmallCap 600	IJR US	IJR.A	IJRIV	IJRNIV	SML	.SML	100	US4642878049	600	600	20
PowerShares Dynamic Small Cap	PJM US	PJM.A	PJMIV	PJMNIV	IEY	.IEY	100	US73935X4354	200	200	60
PowerShares Zacks Micro Cap	PZI US	PZI.A	HXZ	HXZNV	ZAX	.ZAX	100	US73935X7407	394	394	60
PowerShares Zacks Small Cap	PZJ US	PZJ.A	JKD	PZJIV	ZRS	.ZRS	100	US73935X6748	251	251	60
SPDR DJ Wilshire Small Cap	DSC US	DSC.A	DVC	DVCNV	DWS	.DVC	100	US78464A8137	1744	1744	25
Vanguard Small-Cap	VB US	VB.A	BVP	BVPNV	MZUSS	.MZUSS	100	US9229087518	1733	1733	10
SPA MarketGrader Small Cap	SSK US	SSK.U	SSKIV	SSKNV	MGSML		1	US7846784012	100	100	112
PowerShares Zacks Micro Cap											
PowerShares FTSE NASDAQ Small Cap	PQSC US		PQSCIV	PQSCNV	FTNDSC			US73935X1384	1165	1165	70
Custom											
First Trust DB Strategic Value	FDV US	FDV	HDX	HDXNV	CROCI	.CROCI		US33733E1047	40	40	65
First Trust Value Line Equity Allocation	FVI US	FVI	FVIIV	FVINIV	VLFI	.VLFI		US3369191057	150	150	70
First Trust Value Line 100	FVL US	FVL	FVLIV	FVLNV	VLFL	.VLFL		US33735G1076	99	99	70
PowerShares Value Line #1 Timelines & Safety	PIV US	PIV.A	JDV	JDVNV	VLTSI	.VLTSI	100	US73935X6821	50	50	60
PowerShares Value Line Industry Rotation	PYH US	PYH.A	PYHIV	PYHNV	VLINR	.VLINR	100	US73935X1798	72	72	60
PowerShares Value Line 400	PYF US										
PowerShares Dynamic Market	PWC US	PWC.A	FZM	FZMNV	DYI	.DYI	100	US73935X1046	100	100	60
PowerShares Dynamic OTC	PWO US	PWO.A	FZO	FZONV	DYO	.DYO	100	US73935X2036	100	100	60
PowerShares Dynamic MagniQuant	PIQ US	PIQ.A	PIQIV	PIQNV	DYH	.DYH	100	US73935X4685	200	200	60
PowerShares Dynamic Aggressive Growth	PGZ US	PGZ.A	PGZIV	PGZNV	ILR	.ILR	100	US73935X2945	100	100	60



Divs	Local Price ¹	AUM (USD MM) ¹	Shares Outstanding (MM) ²	Share Trd Volume (000's) ²	ADV (USD MM) ²	Fund Structure	Init. Index Ratio	Exempt from 12(d) Rule ⁴	Filed Notifications Japan ⁵	Listed as reg sec in Mexico	Options	Futures	Manager	Launch Date
Q	68.11	582.34	8.55	0.04	2.84	Open Ended Fund	1/5	Yes		No	Yes	No	Barclays Global Investors	12-Jun-00
Q	124.06	235.71	1.90	0.01	1.49	Open Ended Fund		Yes		Yes	No	No	Barclays Global Investors	20-Jan-04
Q	85.72	120.01	1.40	0.02	1.36	Open Ended Fund		Yes		Yes	Yes	No	Barclays Global Investors	02-Apr-04
Q	80.42	2,870.99	35.70	0.29	23.03	Open Ended Fund	1/10	Yes		Yes	Yes	No	Barclays Global Investors	22-May-00
Q	95.95	105.55	1.10	0.26	25.12	Open Ended Fund	1/25			Yes	Yes	No	Fidelity Management & Research	01-Oct-03
A (Dec)	101.83	633.28	6.22	0.09	9.51	Open Ended Fund		Yes		No	Yes	No	Vanguard	04-Jan-02
Q	138.35	10,621.96	76.78	0.42	58.64	Open Ended Fund		Yes		Yes	Yes	No	Vanguard	31-May-01
													Claymore Securities	Planned
Q	138.90	72,796.52	524.09	172.55	23,967.68	Unit Invest. Trust	1/10	Yes	Yes	Yes	Yes	Yes	State Street Global Advisors	29-Jan-93
Q	139.11	18,056.48	129.80	3.20	445.67	Open Ended Fund	1/10	Yes	Yes	Yes	Yes	No	Barclays Global Investors	15-May-00
Q	45.56	1,369.40	30.06	0.18	8.06	Open Ended Fund	40/1	Yes	No	No	Yes	No	Rydex	30-Apr-03
M	127.50	8,722.91	68.42	12.39	1,580.12	Unit Invest. Trust	1/10	Yes	Yes	Yes	Yes	Yes	State Street Global Advisors	20-Jan-98
Q	100.60	135.81	1.35	0.01	0.61	Open Ended Fund	1/10	Yes	No	No	Yes	No	State Street Global Advisors	10-Oct-00
Q	64.25	9.64	0.15	0.00	0.12	Open Ended Fund	1/50	Yes	No	No	Yes	No	State Street Global Advisors	15-Nov-05
													Northern Trust	Planned
Q	71.37	99.91	1.40	0.01	0.60	Open Ended Fund		Yes		Yes	Yes	No	Barclays Global Investors	02-Apr-04
Q	76.18	186.64	2.45	0.03	1.96	Open Ended Fund		Yes		No	No	No	Barclays Global Investors	02-Jul-04
Q	76.01	3,716.89	48.90	0.77	58.78	Open Ended Fund	1/10	Yes		Yes	Yes	No	Barclays Global Investors	15-May-00
Q	64.22	3,981.64	62.00	1.00	64.40	Open Ended Fund	1/10	Yes		Yes	Yes	No	Barclays Global Investors	23-Oct-00
Q	48.21	18,314.98	379.90	117.85	5,681.36	Unit Invest. Trust	1/40		Yes	Yes	Yes	Yes	PowerShares	10-Mar-99
A	27.80	2.78	0.10	0.01	0.14	Open Ended Fund					No	No	PowerShares	03-Apr-08
S	20.88	25.06	1.20	0.01	0.24	Open Ended Fund		Yes			Yes	No	First Trust Advisors	25-Apr-06
S	19.50	1.95	0.10	0.00	0.03	Open Ended Fund		Yes			No	No	First Trust Advisors	15-Feb-07
Q	102.81	580.88	5.65	0.04	3.68	Open Ended Fund	10/1	Yes	No	No	Yes	No	Rydex	10-May-05
A	22.87	4.60	0.20	0.01	0.13	Open Ended Fund	100/100			No	No	No	SPA ETF International	17-Oct-07
Q	62.58	1,524.07	24.35	0.20	12.60	Open Ended Fund		Yes		Yes	Yes	No	Vanguard	30-Jan-04
Q	47.49	52.24	1.10	0.04	1.84	Open Ended Fund					No	No	Vanguard	24-Dec-07
Q	26.21	26.21	1.00	0.01	0.20	Open Ended Fund					Yes	No	PowerShares	01-Dec-06
S	26.94	13.47	0.50	0.00	0.06	Open Ended Fund		Yes			No	No	First Trust Advisors	10-May-07
S	24.80	22.32	0.90	0.02	0.38	Open Ended Fund		Yes			Yes	No	First Trust Advisors	13-Apr-06
A	25.22	5.04	0.20	0.01	0.19	Open Ended Fund					No	No	PowerShares	20-Dec-07
													PowerShares	Planned
													PowerShares	Planned
Q	85.14	4,980.69	58.50	0.48	41.03	Open Ended Fund	1/5	Yes	Yes	Yes	Yes	No	Barclays Global Investors	22-May-00
As Needed	155.02	8,330.31	53.74	5.44	843.85	Unit Invest. Trust	1/5	Yes		Yes	Yes	No	Bank of New York	04-May-95
Q	82.29	127.55	1.55	0.01	1.06	Open Ended Fund		Yes		No	No	No	Barclays Global Investors	02-Jul-04
Q	101.36	3,694.57	36.45	0.28	28.19	Open Ended Fund	1/10	Yes		Yes	Yes	No	Barclays Global Investors	17-Jul-01
Q	54.56	21.82	0.40	0.01	0.38	Open Ended Fund	1/80	Yes	No	No	Yes	No	State Street Global Advisors	15-Nov-05
A (Dec)	73.78	1,191.62	16.15	0.15	10.88	Open Ended Fund		Yes		Yes	Yes	No	Vanguard	30-Jan-04
Q	25.90	25.90	1.00	0.01	0.21	Open Ended Fund					No	No	PowerShares	01-Dec-06
A	24.49	4.90	0.20	0.00	0.01	Open Ended Fund		Yes	No	No	No	No	Claymore Securities	03-Apr-07
S	27.88	8.36	0.30	0.00	0.07	Open Ended Fund		Yes			No	No	First Trust Advisors	11-May-07
A	22.18	2.24	0.10	0.01	0.22	Open Ended Fund	100/100			No	No	No	SPA ETF International	17-Oct-07
S	20.63	15.57	0.76	0.00	0.07	Open Ended Fund		Yes			Yes	No	First Trust Advisors	30-Sep-05
S	25.02	5.00	0.20	0.00	0.05	Open Ended Fund		Yes			No	No	First Trust Advisors	10-May-07
Q	79.55	103.42	1.30	0.01	1.18	Open Ended Fund		Yes		No	No	No	Barclays Global Investors	02-Jul-04
Q	71.50	7,707.70	107.80	56.38	4,030.95	Open Ended Fund	1/5	Yes	Yes	Yes	Yes	Yes	Barclays Global Investors	22-May-00
Q	47.40	315.21	6.65	0.11	5.39	Open Ended Fund		Yes		No	Yes	No	Barclays Global Investors	16-Aug-05
Q	62.73	4,293.87	68.45	1.05	65.83	Open Ended Fund	1/2	Yes	Yes	Yes	Yes	No	Barclays Global Investors	22-May-00
Q	23.35	16.35	0.70	0.01	0.15	Open Ended Fund					Yes	No	PowerShares	01-Dec-06
Q	13.61	93.91	6.90	0.04	0.52	Open Ended Fund					Yes	No	PowerShares	18-Aug-05
Q	23.25	39.53	1.70	0.01	0.19	Open Ended Fund					Yes	No	PowerShares	16-Feb-06
Q	58.35	14.59	0.25	0.00	0.18	Open Ended Fund	1/75	Yes	No	No	Yes	No	State Street Global Advisors	15-Nov-05
A (Dec)	65.95	1,166.92	17.69	0.11	7.42	Open Ended Fund		Yes		Yes	Yes	No	Vanguard	30-Jan-04
A	20.64	2.08	0.10	0.00	0.01	Open Ended Fund	100/100			No	No	No	SPA ETF International	17-Oct-07
													PowerShares	Planned
A	25.58	2.56	0.10	0.01	0.24	Open Ended Fund					No	No	PowerShares	04-Apr-08
S	23.45	76.21	3.25	0.01	0.25	Open Ended Fund		Yes			Yes	No	First Trust Advisors	11-Jul-06
S	19.49	10.72	0.55	0.00	0.02	Open Ended Fund		Yes			Yes	No	First Trust Advisors	06-Dec-06
S	16.09	157.52	9.79	0.02	0.25	Open Ended Fund		Yes			No	No	First Trust Advisors	15-Jun-07
Q	16.91	179.25	10.60	0.04	0.74	Open Ended Fund					Yes	No	PowerShares	06-Dec-05
Q	28.05	44.88	1.60	0.01	0.18	Open Ended Fund					Yes	No	PowerShares	01-Dec-06
													PowerShares	Planned
Q	48.49	625.52	12.90	0.03	1.62	Open Ended Fund	1/1				Yes	No	PowerShares	01-May-03
Q	48.00	98.40	2.05	0.01	0.42	Open Ended Fund	1/1				Yes	No	PowerShares	01-May-03
Q	25.29	63.21	2.50	0.01	0.19	Open Ended Fund					No	No	PowerShares	12-Oct-06
Q	25.68	12.84	0.50	0.00	0.07	Open Ended Fund		Yes			Yes	No	PowerShares	20-Dec-06

ETFs Listed in the United States



Name	Price Ticker		Intraday		Index		Round		Approx. No of Stocks		Annual TER (bps)
	Bloomberg	Reuters	NAV	NAV	Bloomberg	Reuters	Lot	ISIN	ETF	Index	
PowerShares Dynamic Deep Value	PVM US	PVM.A	PVMIV	PVMNV	ILU	.ILU	100	US73935X3109	100	100	60
PowerShares Dynamic Buyback Achievers	PKW US	PKW.A	PKWIV	PKWNV	DRB	.DRB	100	US73935X2861	186	186	60
PowerShares Dynamic Brand Name Products											
PowerShares Lux Nanotech	PXN US	PXN.A	JDT	JDTNV	LUXNI	.JDT	100	US73935X6334	26	26	60
PowerShares FTSE RAFI US 1000	PRF US	PRFT.B	PRFIV	PRFNV	FR10	.FTFR10	100	US73935X5831	1000	1000	60
PowerShares FTSE RAFI US 1500 Small-Mid	PRFZ US	PRFZO	PRFZIV	PRFZNV	FR15US	.FTFR15Y	100	US73935X5674	1342	1500	60
PowerShares Listed Private Equity	PSP US	PSP.A	PSPIV	PSPNV	LSTPE	.LSTPE	100	US73935X1954	34	34	60
PowerShares Autonomic Allocation Research Affiliates	PZF US										
PowerShares Autonomic Growth NFA Global Asset											
PowerShares Autonomic Balanced Growth NFA Global Asset											
PowerShares Autonomic Balanced NFA Global Asset											
PowerShares Zacks Rank Large Cap											
TDAX Independence 2010	TDD US	TDD	TDDIV	TDDNV	TDAXTN	.TDAXTN	100	US87238A1088	343	500	65
TDAX Independence 2020	TDH US	TDH	TDHIV	TDHNV	TDAXTW	.TDAXTW	100	US87238A2078	380	500	65
TDAX Independence 2030	TDN US	TDN	TDNIV	TDNNV	TDAXTH	.TDAXTH	100	US87238A3068	370	500	65
TDAX Independence 2040	TDV US	TDV	TDVIV	TDVNV	TDAXFO	.TDAXFO	100	US87238A4058	379	500	65
TDAX Independence In-Target	TDX US	TDX	TDXIV	TDXNV	TDAXIT	.TDAXIT	100	US87238A5048	290	500	65
Claymore - Zacks Sector Rotation	XRO US	XRO.A	XUO	XUONV	ZAXSR	.ZAXSR	100	US18383M4078	100	100	60
Claymore/Zacks Country Rotation	CRO US	CRO.A	CROIV	CRONV	ZAXCR	.ZAXCR	100	US18383Q7051	200	200	65
Claymore - Sabrient Insider Sentiment	NFO US	NFO.A	NFAIV	NFANV	SBRIN	.SBRIN	100	US18383M2098	100	100	60
Claymore - Sabrient Stealth	STH US	STH.A	STBIV	STBNV	SBRST	.SBRST	100	US18383M3088	150	150	60
Claymore - Sabrient Defender	DEF US	DEF.A	DEFIV	DEFNV	SBRDE	.SBRDE	100	US18383M8780	100	100	60
Claymore/Ocean Tomo Patent	OTP US	OTP	OTPIV	OTPNV	OTPAT	.OTPAT	100	US18383M7048	296	296	60
Claymore/Ocean Tomo Growth	OTR US	OTR.A	OTRIV	OTRNV	OTPATG	.OTPATG	100	US18383M7790	60	60	69
Claymore/Clear Spinoff	CSD US	CSD.A	CSDIV	CSDNV	CLRSO	.CLRSO	100	US18383M6057	40	40	60
Claymore/BBD High Income	LVL US	LVL.A	LVLIV	LVLNV	BBDLVL	.BBDLVL	100	US18383M8608	110	110	60
Claymore/Morningstar Information Super Sector	MZN US	MZN.P	MZNIIV	MZNNV	INFST	.INFST	100	US18383M7121	340	342	40
Claymore/Morningstar Manufacturing Super Sector	MZG US	MZG.P	MZGIV	MZGNV	MFGRST	.MFGRST	100	US18383M6883	644	648	40
Claymore/Morningstar Services Super Sector	MZO US	MZO.P	MZOIV	MZONV	SRVCST	.SRVCST	100	US18383M6966	1008	1017	40
Claymore/SWM Canadian Energy Income	ENY US	ENY.A	ENYIV	ENYNV	SWMEI	.SWMEI	100	US18383Q6061	29	29	65
Claymore U.S. 1 - Capital Markets	UEM US	UEM	UEMIV	UEMNV	CPMKTS	.CPMKTS	100	US18383M6396	850	9673	37
SPA MarketGrader 40	SFV US	SFV.U	SFVIV	SFNV	MGFTY		1	US7846781042	40	40	112
SPA MarketGrader 100	SIH US	SIH.U	SIHIV	SIHNV	MGONE		1	US7846782032	100	100	112
SPA MarketGrader 200	SNB US	SNB.U	SNBIV	SNBNV	MGTWO		1	US7846783022	200	200	112
FocusShares ISE SIndex	PUF US	PUF.P	PUFIV	PUFNV	SIN		100	US34416W2052	30	30	60
FocusShares ISE-CCM Homeland Security	MYP US	MYP.P	MYPIV	MYPNV	HSX		100	US34416W3043	30	30	60
ProShares Barron's 400											
ProShares 130/30											
IndexIQ Most Innovative Companies All Cap											
IndexIQ Most Powerful Companies											
IndexIQ Fastest Growing Companies All Cap											
IndexIQ Best Operating Companies All Cap											
IndexIQ Most Productive Companies All Cap											
IndexIQ Most Elite Workforces All Cap											
IndexIQ Best Corporate Governance All Cap											
IndexIQ Competitive Momentum Leaders All Cap											
IndexIQ Customer Loyalty Leaders All Cap											
IndexIQ Most Sustainable Companies All Cap											
IndexIQ Most Powerful Companies Large Cap											
IndexIQ Fastest Growing Large Cap Companies											
IndexIQ Best Operating Companies Large Cap											
IndexIQ Most Productive Companies Large Cap											
IndexIQ Most Elite Workforces Large Cap											
IndexIQ Best Corporate Governance Large Cap											
IndexIQ Competitive Momentum Leaders Large Cap											
IndexIQ Customer Loyalty Leaders Large Cap											
IndexIQ Most Sustainable Companies Large Cap											
IndexIQ Most Innovative Companies Small Cap											
StateShares California 50											
StateShares Colorado											
StateShares Composite											
StateShares Connecticut 50											
StateShares Florida 50											
StateShares Georgia 50											
StateShares Illinois 50											
StateShares Indiana 50											
StateShares Maryland 50											
StateShares Massachusetts 50											
StateShares Michigan 50											
StateShares Minnesota 50											
StateShares Missouri 50											
StateShares New Jersey 50											
StateShares New York 50											
StateShares North Carolina 50											
StateShares Ohio 50											
StateShares Pennsylvania 50											
StateShares Tennessee 50											



This material is not a solicitation of any offer to buy or sell any security or other financial instrument or to participate in any trading strategy. This material was not prepared by the Morgan Stanley Research Department, and you should not regard it as a research report. Please refer to important information and qualifications at the end of this material.

ETFs Listed in the United States



Name	Price Ticker		Intraday		Index		Round		Approx. No of Stocks		Annual TER
	Bloomberg	Reuters	NAV	NAV	Bloomberg	Reuters	Lot	ISIN	ETF	Index	
StateShares Texas 50											
StateShares Virginia 50											
StateShares Washington 50											
Capital West Oklahoma											
Xshares Elliott Wave											
AdvisorShares Country Allocation											
AdvisorShares Sector Allocation											
Active ETFs											
PowerShares Active AlphaQ	PQY US		PQYIV	PQYNV				US73935B1026	50		75
PowerShares Active Alpha Multi-Cap	PQZ US		PQZIV	PQZNV				US73935B2016	50		75
PowerShares Active Low Duration	PLK US		PLKIV	PLKNV				US73935B4095	14		29
PowerShares Active Mega-Cap	PMA US		PMAIV	PMANV				US73935B3006	29		75
Bear Stearns Current Yield	YYY US	YYY.A	YYYIV	YYYNV				US0738621046			35
Style ETFs											
Broad Market Growth											
iShares Russell 3000 Growth	IWZ US	IWZ.A	IWZIV	IWZNV	RAG	.RAG	100	US4642876712	2010	2010	25
First Trust Multi Cap Growth AlphaDEX™	FAD US	FAD	FADIV	FADNV	DEFIMCGI	.DEFIMCGI		US33733F1012	525	525	70
Broad Market Value											
iShares Russell 3000 Value	IWW US	IWW.A	IWWIV	IWWNV	RAV	.RAV	100	US4642876639	1968	1968	25
First Trust Multi Cap Value AlphaDEX™	FAB US	FAB	FABIV	FABNV	DEFIMCVI	.DEFIMCVI		US33733C1080	596	596	70
Large-Cap Growth											
iShares S&P 500 Growth	IVW US	IVW.A	IVWIV	IVWNV	SGX	.SGX	100	US4642873099	301	301	18
Rydex S&P 500 Pure Growth	RPG US	RPG.A	FVG	FVGNV	SPXPG	.SPXPG	100	US78355W4033	144	143	35
iShares Russell 1000 Growth	IWF US	IWF	IWFIV	IWFNV	RLG	.RLG	100	US4642876142	640	639	20
iShares Morningstar Large Growth	JKE US	JKE.N	JKEIV	JKENV	MLGR	.MLGR	100	US4642871192	104	104	25
SPDR DJ Wilshire Large Cap Growth	ELG US	ELG.A	FLG	FLGNV	DWLG	.DJUSGL	100	US78464A4094	108	108	20
PowerShares Dynamic Large Cap Growth	PWB US	PWB.A	BWW	BWWNV	ILH	.ILH	100	US73935X6094	50	50	60
WisdomTree LargeCap Growth											
Vanguard Growth	VUG US	VUG.A	PVJ	PVJNV	MZUSPG	.MZUSPG	100	US9229087369	422	422	11
Claymore/Great Companies Large-Cap Growth	XGC US	XGC.A	XGCIV	XGCNV	GCILCG	.GCILCG	100	US18383M8111	49	49	69
First Trust Large Cap Growth Opportunities AlphaDEX	FTC US	FTC	FTCIV	FTCNV	DEFILGOI	.DEFILGOI		US33735K1088	181	181	70
Vanguard Mega Cap 300 Growth	MGK US	MGK.P	MGKIV	MGKNV	MZUSLG			US9219108167	192	192	13
Large-Cap Value											
iShares S&P 500 Value	IVE US	IVE.A	IVEIV	IVENV	SVX	.SVX	100	US4642874089	354	354	18
Rydex S&P 500 Pure Value	RPV US	RPV.A	FHV	FHVNV	SPXPV	.SPXPV	100	US78355W3043	149	151	35
iShares Russell 1000 Value	IWD US	IWD	IWDIV	IWDNV	RLV	.RLV	100	US4642875987	645	645	20
Grair US Value											
iShares Morningstar Large Value	JKF US	JKF.N	JKFIV	JKFNV	MLVL	.MLVL	100	US4642881092	93	94	25
SPDR DJ Wilshire Large Cap Value	ELV US	ELV.A	FLV	FLVNV	DWLV	.DJUSVL	100	US78464A5083	122	130	20
PowerShares Dynamic Large Cap Value	PWV US	PWV.A	DBW	DBWNV	ILW	.ILW	100	US73935X7084	50	50	60
Vanguard Value	VTV US	VTV.A	PVW	PVWNV	MZUSPV	.MZUSPV	100	US9229087443	396	396	10
First Trust Large Cap Value Opportunities AlphaDEX™	FTA US	FTA	FTAIV	FTANV	DEFILVOI	.DEFILVOI		US33735J1016	193	193	70
Vanguard Mega Cap 300 Value	MGV US	MGV.P	MGVIV	MGVNV	MZUSLV			US9219108407	135	135	13
Mid-Cap Growth											
iShares S&P MidCap 400 Growth	IJK US	IJK.A	IJKIV	IJKNV	MIDG	.MIDG	100	US4642876068	234	234	25
Rydex S&P MidCap 400 Pure Growth	RFG US	RFG.A	FYG	FYGNV	SPMPG	.SPMPG	100	US78355W6012	94	99	35
iShares Russell MidCap Growth	IWP US	IWP.A	IWPIV	IWPNV	RDG	.RDG	100	US4642874816	499	499	25
iShares Morningstar Mid Growth	JKH US	JKH.N	JKHIV	JKHNV	MMGR	.MMGR	100	US4642883072	241	241	30
PowerShares Dynamic Mid Cap Growth	PWJ US	PWJ.A	GBW	GBWNV	ILJ	.ILJ	100	US73935X8074	75	75	60
SPDR DJ Wilshire Mid Cap Growth	EMG US	EMG.A	EDG	EDGNV	DWMG	.EDG	100	US78464A8210	234	234	25
Vanguard® Mid-Cap Growth	VOT US	VOT.A	BVG	BVGNV	MZUSMG	.MZUSMG	100	US9229085389	228	228	13
Mid-Cap Value											
iShares S&P MidCap 400 Value	IJJ US	IJJ.A	IJJIV	IJJNV	MIDV	.MIDV	100	US4642877058	299	299	25
Rydex S&P MidCap 400 Pure Value	RFV US	RFV.A	FYV	FYVNV	SPMPV	.SPMPV	100	US78355W5022	115	113	35
iShares Russell MidCap Value	IWS US	IWS.A	IWSIV	IWSNV	RMV	.RMV	100	US4642874733	519	519	25
iShares Morningstar Mid Value	JKI US	JKI.N	JKIIV	JKINV	MMVL	.MMVL	100	US4642884062	231	231	30
PowerShares Dynamic Mid Cap Value	PWP US	PWP.A	HWB	HWBNV	ILP	.ILP	100	US73935X8801	75	75	60
SPDR DJ Wilshire Mid Cap Value	EMV US	EMV.A	EYV	EYVNV	DWMV	.EYV	100	US78464A8392	265	265	25
Vanguard® Mid-Cap Value	VOE US	VOE.A	BVS	BVSNV	MZUSMV	.MZUSMV	100	US9229085124	260	260	13
Small-Cap Growth											
iShares S&P SmallCap 600 Growth	IJT US	IJT.A	IJTIV	IJTNV	SMLG	.SMLG	100	US4642878874	354	354	25
Rydex S&P SmallCap 600 Pure Growth	RZG US	RZG.A	FZG	FZGNV	SPSPG	.SPSPG	100	US78355W8091	140	140	35
iShares Russell 2000 Growth	IWO US	IWO.A	IWOIV	IWONV	RUO	.RUO	100	US4642876480	1370	1371	25
iShares Morningstar Small Growth	JKK US	JKK.N	JKKIV	JKKNV	MSGR	.MSGR	100	US4642886042	368	368	30
SPDR DJ Wilshire Small Cap Growth	DSG US	DSG.A	PSG	PSGNV	DWSG	.DJUSGS	100	US78464A2015	306	306	25
PowerShares Dynamic Small Cap Growth	PWT US	PWT.A	DWB	DWBNV	ILK	.ILK	100	US73935X8728	100	100	60
Vanguard Small-Cap Growth	VBK US	VBK.A	HVK	HVKNV	MZUSSG	.MZUSSG	100	US9229085959	935	935	12
Small-Cap Value											
iShares S&P SmallCap 600 Value	IJS US	IJS.A	IJSIV	IJSNV	SMLV	.SMLV	100	US4642878791	456	456	25
Rydex S&P SmallCap 600 Pure Value	RZV US	RZV.A	FZV	FZVNV	SPSPV	.SPSPV	100	US78355W7002	178	183	35
iShares Russell 2000 Value	IVN US	IVN.A	IVNIV	IVNVN	RUJ	.RUJ	100	US4642876308	1323	1323	25
iShares Morningstar Small Value	JKL US	JKL.N	JKLIV	JKLNV	MSVL	.MSVL	100	US4642887032	337	337	30
SPDR DJ Wilshire Small Cap Value	DSV US	DSV.A	PSV	PSVNV	DWSV	.DJUSVS	100	US78464A3005	372	372	25
PowerShares Dynamic Small Cap Value	PWY US	PWY.A	RWB	RWBNV	ILZ	.ILZ	100	US73935X8645	100	100	60
Vanguard Small-Cp Value	VBR US	VBR.A	PVY	PVYNV	MZUSSV	.MZUSSV	100	US9229086114	987	987	12



Divs	Local Price ¹	AUM (USD MM) ¹	Shares Outstanding (MM) ²	Share Trd Volume (000's) ²	ADV (USD MM) ²	Fund Structure	Init. Index Ratio	Exempt from 12(d) Rule ⁴	Filed Notifications Japan ⁵	Listed as reg sec in Mexico	Options	Futures	Manager	Launch Date
													XShares Advisors	Planned
													XShares Advisors	Planned
													XShares Advisors	Planned
													Capital West Securities	Planned
													XShares Advisors	Planned
													AdvisorShares	Planned
													AdvisorShares	Planned
A	26.68	2.69	0.10	0.00	0.13	Open Ended Fund					Yes	No	PowerShares	11-Apr-08
A	26.67	2.69	0.10	0.01	0.18	Open Ended Fund					No	No	PowerShares	11-Apr-08
M	24.79	2.50	0.10	0.00	0.09	Open Ended Fund					No	No	PowerShares	14-Apr-08
A	25.88	2.61	0.10	0.00	0.10	Open Ended Fund					No	No	PowerShares	14-Apr-08
	100.14	50.17	0.50	0.00	0.01	Open Ended Fund					No	No	Bear Stearns Asset Management	25-Mar-08
Q	47.04	355.15	7.55	0.03	1.57	Open Ended Fund	1/10	Yes		Yes	Yes	No	Barclays Global Investors	24-Jul-00
S	29.02	8.71	0.30	0.01	0.21	Open Ended Fund		Yes			No	No	First Trust Advisors	11-May-07
Q	98.96	608.60	6.15	0.03	2.94	Open Ended Fund	1/10	Yes		Yes	Yes	No	Barclays Global Investors	24-Jul-00
S	24.88	7.46	0.30	0.00	0.03	Open Ended Fund		Yes			No	No	First Trust Advisors	11-May-07
Q	66.84	6,075.76	90.90	0.84	56.45	Open Ended Fund	1/10	Yes		Yes	Yes	No	Barclays Global Investors	22-May-00
Q	36.80	49.68	1.35	0.01	0.28	Open Ended Fund	100/1	Yes	No	No	Yes	No	Rydex	07-Mar-06
Q	58.11	13,626.80	234.50	2.57	149.20	Open Ended Fund	1/5	Yes		Yes	Yes	No	Barclays Global Investors	22-May-00
Q	68.46	506.60	7.40	0.04	2.82	Open Ended Fund		Yes		No	No	No	Barclays Global Investors	02-Jul-04
Q	56.66	322.96	5.70	0.04	2.04	Open Ended Fund	1/20	Yes	No	No	No	No	State Street Global Advisors	29-Sep-00
Q	17.55	673.92	38.40	0.18	3.25	Open Ended Fund					Yes	No	PowerShares	03-Mar-05
Q	62.24	3,596.41	57.78	0.26	15.95	Open Ended Fund		Yes		Yes	Yes	No	WisdomTree Investments	Planned
A	22.60	6.78	0.30	0.00	0.04	Open Ended Fund		Yes	No	No	No	No	Vanguard	30-Jan-04
S	28.92	34.70	1.20	0.01	0.26	Open Ended Fund		Yes			No	No	Claymore Securities	03-Apr-07
Q	48.25	91.68	1.90	0.04	1.84	Open Ended Fund					No	No	First Trust Advisors	11-May-07
Q						Open Ended Fund					No	No	Vanguard	21-Dec-07
Q	71.74	3,917.00	54.60	0.51	36.82	Open Ended Fund	1/10	Yes		Yes	Yes	No	Barclays Global Investors	22-May-00
Q	28.66	27.26	0.95	0.01	0.17	Open Ended Fund	100/1	Yes	No	No	Yes	No	Rydex	07-Mar-06
Q	76.48	8,871.68	116.00	1.56	119.10	Open Ended Fund	1/5	Yes		Yes	Yes	No	Barclays Global Investors	22-May-00
Q													Grair Advisors	Planned
Q	75.49	256.67	3.40	0.02	1.88	Open Ended Fund		Yes		No	No	No	Barclays Global Investors	02-Jul-04
Q	77.33	112.13	1.45	0.01	0.77	Open Ended Fund	1/20	Yes	No	No	No	No	State Street Global Advisors	29-Sep-00
Q	19.34	253.35	13.10	0.06	1.16	Open Ended Fund					Yes	No	PowerShares	03-Mar-05
Q	62.33	2,375.21	38.11	0.20	12.52	Open Ended Fund		Yes		Yes	Yes	No	Vanguard	30-Jan-04
S	25.54	17.87	0.70	0.01	0.15	Open Ended Fund		Yes			No	No	First Trust Advisors	11-May-07
Q	46.51	51.16	1.10	0.02	0.74	Open Ended Fund					No	No	Vanguard	21-Dec-07
Q	90.00	2,196.00	24.40	0.19	17.23	Open Ended Fund	1/2	Yes		Yes	Yes	No	Barclays Global Investors	24-Jul-00
Q	55.78	16.73	0.30	0.00	0.12	Open Ended Fund	100/1	Yes	No	No	Yes	No	Rydex	07-Mar-06
Q	110.54	3,039.85	27.50	0.74	81.78	Open Ended Fund	1/4	Yes		Yes	Yes	No	Barclays Global Investors	17-Jul-01
Q	97.74	498.47	5.10	0.05	4.72	Open Ended Fund		Yes		No	No	No	Barclays Global Investors	02-Jul-04
Q	22.88	402.69	17.60	0.11	2.50	Open Ended Fund					Yes	No	PowerShares	03-Mar-05
Q	64.42	45.09	0.70	0.00	0.17	Open Ended Fund	1/60	Yes	No	No	Yes	No	State Street Global Advisors	15-Nov-05
A	62.59	526.57	8.41	0.10	6.42	Open Ended Fund		Yes		Yes	Yes	No	Vanguard	24-Aug-06
Q	79.08	2,253.78	28.50	0.09	7.49	Open Ended Fund	1/2	Yes		Yes	Yes	No	Barclays Global Investors	24-Jul-00
Q	32.27	14.52	0.45	0.00	0.08	Open Ended Fund	100/1	Yes	No	No	Yes	No	Rydex	07-Mar-06
Q	138.46	3,309.19	23.90	1.30	179.40	Open Ended Fund	1/10	Yes		Yes	Yes	No	Barclays Global Investors	17-Jul-01
Q	75.52	135.94	1.80	0.02	1.36	Open Ended Fund		Yes		No	No	No	Barclays Global Investors	02-Jul-04
Q	17.03	80.04	4.70	0.02	0.36	Open Ended Fund					Yes	No	PowerShares	03-Mar-05
Q	54.69	10.94	0.20	0.00	0.05	Open Ended Fund	1/80	Yes	No	No	Yes	No	State Street Global Advisors	15-Nov-05
A	51.97	355.84	6.85	0.05	2.64	Open Ended Fund		Yes		Yes	Yes	No	Vanguard	24-Aug-06
Q	129.87	1,279.22	9.85	0.12	15.23	Open Ended Fund	1/2	Yes		Yes	Yes	No	Barclays Global Investors	24-Jul-00
Q	38.08	5.71	0.15	0.01	0.28	Open Ended Fund	100/1	Yes	No	No	Yes	No	Rydex	07-Mar-06
Q	77.51	2,957.01	38.15	2.82	218.35	Open Ended Fund	1/5	Yes		No	Yes	No	Barclays Global Investors	24-Jul-00
Q	74.34	70.62	0.95	0.01	0.51	Open Ended Fund		Yes		No	No	No	Barclays Global Investors	02-Jul-04
Q	92.73	83.46	0.90	0.01	1.06	Open Ended Fund	1/20	Yes	No	No	No	No	State Street Global Advisors	29-Sep-00
Q	15.78	52.07	3.30	0.01	0.23	Open Ended Fund					Yes	No	PowerShares	03-Mar-05
A (Dec)	68.10	875.90	12.86	0.12	8.05	Open Ended Fund		Yes		Yes	Yes	No	Vanguard	30-Jan-04
Q	67.37	1,421.51	21.10	0.12	8.15	Open Ended Fund	1/2	Yes		Yes	Yes	No	Barclays Global Investors	24-Jul-00
Q	30.88	26.25	0.85	0.01	0.21	Open Ended Fund	100/1	Yes	No	No	Yes	No	Rydex	07-Mar-06
Q	68.29	3,486.20	51.05	2.18	149.21	Open Ended Fund	1/5	Yes		No	Yes	No	Barclays Global Investors	24-Jul-00
Q	72.04	93.65	1.30	0.02	1.30	Open Ended Fund		Yes		No	No	No	Barclays Global Investors	02-Jul-04
Q	63.72	89.28	1.40	0.01	0.61	Open Ended Fund	1/10	Yes	No	No	No	No	State Street Global Advisors	29-Sep-00
Q	15.87	92.05	5.80	0.04	0.58	Open Ended Fund					Yes	No	PowerShares	03-Mar-05
A (Dec)	63.55	901.77	14.19	0.12	7.72	Open Ended Fund		Yes		Yes	Yes	No	Vanguard	30-Jan-04

ETFs Listed in the United States



	Xchange traded funds										Approx.	Annual
Name	Price Ticker		Intraday		Index		Round		No of Stocks		TER	
	Bloomberg	Reuters	NAV	NAV	Bloomberg	Reuters	Lot	ISIN	ETF	Index	(bps)	
Dividends												
SPDR Dividend	SDY US	SDY.A	SYW	SYWNV	SPHYDA	.SPHYDA	100	US78464A7634	50	50	35	
First Trust Morningstar Dividend Leaders	FDL US	FDL.A	RDL	RDLNV	MDL	.RDL	100	US3369171091	97	97	45	
First Trust Value Line Dividend	FVD US	FVD.A	FVDIV	FVDNV	VLFDV	.FVDNV		US33734H1068	185	185	70	
First Trust DJ STOXX Select Dividend 30	FDD US	FDD	FDDIV	FDDNV	SD3L	.SD3P		US33735T1097	30	30	60	
iShares Dow Jones Select Dividend	DVY US	DVY.N	DVYIV	DJNV	DJDVY	.DJDVY	100	US4642871689	113	100	40	
PowerShares Dividend Achievers	PFM US	PFM.A	FKO	FKONV	DAAX	.FKO	100	US73935X7324	313	313	50	
Powershares High Yield Equity Dividend Achievers 50	PEY US	PEY.A	HEY	HEYNV	DAY	.DAY	100	US73935X3026	50	50	50	
Vanguard High Dividend Yield	VYM US	VYM.A	YVMIV	YVMNV	FTYLD	.FTGPVAN001		US9219464065	583	583	25	
WisdomTree High-Yielding Equity	DHS US	DHS.N	DHSNV	DHSNV	WTHYE	.WTEMHY		US97717W2089	427	427	38	
PowerShares High Growth Rate Dividend Achievers	PHJ US	PHJ.A	FKM	FKMNV	DAH	.DAH	100	US73935X7241	100	100	50	
PowerShares International Dividend Achievers	PID US	PID.A	FKJ	FKJNV	DAT	.DAT	100	US73935X7167	42	42	50	
PowerShares NASDAQ® Dividend Achievers	QDIV US											
Vanguard Dividend Appreciation	VIG US	VIG.A	GIG	GIGNV	DVG	.DVG		US9219088443	215	215	28	
WisdomTree Total Dividend	DTD US	DTD.N	DTDNV	DTDNV	WTDI			US97717W1099	775	1554	28	
WisdomTree Dividend Top 100	DTN US	DTN.N	DTNNV	DTNNV	WTTOP			US97717W4069	99	100	38	
WisdomTree LargeCap Dividend	DLN US	DLN.N	DLNNV	DLNNV	WTLDI	.DLNID		US97717W3079	296	296	28	
WisdomTree MidCap Dividend	DON US	DON.N	DONNV	DONNV	WTMDI	.DONID		US97717W5058	449	449	38	
WisdomTree SmallCap Dividend	DES US	DES.N	DESNV	DESNV	WTSDI	.DESID		US97717W6049	809	809	38	
Claymore - Zacks Yield Hog	CVY US	CVY.A	CYM	CYMNV	ZAXYH	.ZAXYH	100	US18383M5067	150	150	60	
Claymore/Zacks Dividend Rotation	IRO US	IRO.A	IROIV	IRONV	ZAXDR	.ZAXDR	100	US18383M6701	100	100	60	
Haverford Quality 250												
Earnings / Revenue												
WisdomTree Total Earnings	EXT US	EXT.N	EXTIV	EXTIV	WTEI	.WTEI		US97717W5967	1107	2418	28	
WisdomTree Earnings Top 100	EEZ US	EEZ.N	EEZIV	EEZIV	WTETOP	.WTETOP		US97717W5546	100	100	38	
WisdomTree Earnings 500	EPS US	EPS.N	EPSIV	EPSIV	WTEPS	.WTEPS		US97717W5884	496	496	28	
WisdomTree MidCap Earnings	EZM US	EZM.N	EZMIV	EZMIV	WTMEI	.WTMEI		US97717W5702	700	800	38	
WisdomTree SmallCap Earnings	EES US	EES.N	EESIV	EESIV	WTSEI	.WTSEI		US97717W5629	800	1141	38	
WisdomTree Low P/E	EZY US	EZY.N	EZYIV	EZYIV	WTPE	.WTPE		US97717W5470	398	705	38	
RevenueShares Large Cap	RWL US		RWLIV	RWLNV			100	US7613961009			49	
RevenueShares Mid Cap	RWK US		RWKIV	RWKNV			100	US7613962098			54	
RevenueShares Small Cap	RWJ US		RWJIV	RWJNV			100	US7613963088			54	
Socially Responsible												
iShares KLD Select Social SM	KLD US	KLD.N	KLDIV	KLDNV	KLDSSI	.JYT	100	US4642888022	225	226	50	
iShares KLD 400 Social	DSI US	DSI.A	DSIIV	DSINV	KLDSDS	.KLDSI	1	US4642885705	400	400	50	
PowerShares Cleantech™	PZD US	PZD.A	PZDIV	PZDNV	CTIUS	.CTIUS	100	US73935X2788	63	63	60	
PowerShares WilderHill Clean Energy	PBW US	PBW.A	BWH	BWHNV	ECO	.ECO	100	US73935X5005	36	36	60	
PowerShares WilderHill Progressive Energy	PUW US	PUW.A	PUWIV	PUWNV	WHPRO	.WHPE	100	US73935X1616	36	36	60	
First Trust NASDAQ Clean Edge U.S. Liquid Series	QCLN US	QCLN.OQ	QCLNI	QCLNV	CELS			US33733E5006	53	53	60	
Sector ETFs												
Consumer Discretionary												
Consumer Discretionary Select Sector SPDR	XLY US	XLY.A	YXV	YXVNV	IXY	.IXY	100	US81369Y4070	87	87	24	
Vanguard Consumer Discretionary	VCR US	VCR.A	HVAX	HVANV	MZUSI0CD	.MZUSI0CD	100	US92204A1088	417	417	22	
PowerShares Dynamic Consumer Discretionary Sector	PEZ US	PEZ.A	PEZIV	PEZNV	EZZ	.EZZ	100	US73935X4198	60	60	60	
Rydex S&P Equal Weight Consumer Discretionary	RCD US	RCD.A	RCDIV	RCDNV	S25	.SPXEW25	100	US78355W8828			50	
SPA MarketGrader Consumer Discretionary												
RevenueShares Consumer Discretionary												
First Trust Consumer Discretionary AlphaDEX	FXD US	FXD	FXDIV	FXDNV	STRQCD	.STRQCD		US33734X1019	137	137	70	
iShares DJ US Consumer Services Sector	IYC US	IYC.A	IYCVI	IYCNV	DJUSCY	.DJUSCY	100	US4642875805	251	248	48	
PowerShares FTSE RAFI Consumer Services Sector	PRFS US	PRFS.O	PRFSIV	PRFSNV	FRUSCS	.FTFR105000	100	US73935X4925	158	158	60	
SPDR LeisureTime												
PowerShares Dynamic Leisure & Entertainment	PEJ US	PEJ.A	DJBETF	DJBNV	DZL	.DZL	100	US73935X7571	29	29	60	
PowerShares Dynamic Media	PBS US	PBS.A	MJK	MJKNV	DZM	.DZM	100	US73935X8231	30	30	60	
PowerShares Dynamic Retail	PMR US	PMR.A	HKP	HKPNV	DWR	.HKP	100	US73935X6177	30	30	60	
SPDR Retail	XRT US	XRT.A	KZR	KZRNV	SPSIRE	.SPSIRE	100	US78464A7147	68	68	35	
FocusShares ISE-REVERE Wal-Mart Supplier	WSI US	WSI.P	WSIIV	WSINV	WMX		100	US34416W4033	30	30	60	
Market Vectors-Gaming	BJK US	BJK.A	BJKIV	BJKNV	WAGR		1	US57060U8291	69	69	65	
Consumer Staples												
Consumer Staples Select Sector SPDR	XLP US	XLP.A	PXV	PXVNV	IXR	.IXR	100	US81369Y3080	36	36	24	
Vanguard Consumer Staples	VDC US	VDC.A	HVP	HVPNV	MZUSI0CS	.MZUSI0CS	100	US92204A2078	108	108	22	
PowerShares Dynamic Consumer Staples Sector	PSL US	PSL.A	PSLIV	PYZNV	EZS	.EZS	100	US73935X3935	60	60	60	
First Trust Consumer Staples AlphaDEX	FXG US	FXG	FXGIV	FXGNV	STRQCS	.STRQCS		US33734X1191	32	32	70	
Rydex S&P Equal Weight Consumer Staples	RHS US	RHS.A	RHSIV	RHSNV	S30	.SPXEW30	100	US78355W8745			50	
SPA MarketGrader Consumer Staples												
RevenueShares Consumer Staples												
iShares Dow Jones U.S. Home Construction	ITB US	ITB.N	ITBIV	ITBNV	DJSHMB	.DJSHMB	100	US4642887529	22	22	48	
PowerShares Dynamic Food & Beverage	PBJ US	PBJ.A	FJW	FJWNV	DZF	.DZF	100	US73935X8496	29	29	60	
PowerShares FTSE RAFI Consumer Goods Sector	PRFG US	PRFG.O	PRFGIV	PRFGNV	FRUSCG	.PRFG.C	100	US73935X5260	110	110	60	
iShares DJ US Consumer Goods Sector	IYK US	IYK	IYKIV	IYKNV	DJUSNC	.DJUSNC	100	US4642878122	152	152	48	
Energy												
Energy Select Sector SPDR	XLE US	XLE.A	EXX	EXVNV	IXE	.IXE	100	US81369Y5069	29	29	24	
iShares DJ US Energy	IYE US	IYE.A	IYEIV	IYENV	DJUSEN	.DJUSEN	100	US4642877967	54	89	48	
Vanguard Energy	VDE US	VDE.A	DVO	DVONV	MSCIEN	.MSCIEN	100	US92204A3068	162	162	22	
PowerShares FTSE RAFI Energy Sector	PRFE US	PRFE.O	PRFEIV	PRFENV	FRUSOG	.FTFR100001	100	US73935X5591	51	51	60	
PowerShares Dynamic Energy Sector	PXI US	PXI.A	PXIIV	PXINV	EZK	.DWE	100	US73935X3851	60	60	60	
PowerShares Dynamic Energy & Exploration & Production	PXE US	PXE.A	HKC	HKCNV	DWE	.HKC	100	US73935X6581	30	30	60	



Divs	Local Price ¹	AUM (USD MM) ¹	Shares Outstanding (MM) ²	Share Trd Volume (000's) ²	ADV (USD MM) ²	Fund Structure	Init. Index Ratio	Exempt from 12(d) Rule ⁴	Filed Notifications Japan ⁵	Listed as reg sec in Mexico	Options	Futures	Manager	Launch Date
Q	53.16	271.12	5.10	0.06	3.08	Open Ended Fund	1/30	Yes	No	No	Yes	No	State Street Global Advisors	15-Nov-05
Q	18.00	59.40	3.30	0.02	0.37	Open Ended Fund		Yes			Yes	No	First Trust Advisors	15-Mar-06
Q	15.28	154.86	10.14	0.02	0.23	Open Ended Fund		Yes			Yes	No	First Trust Advisors	18-Dec-06
Q	26.75	18.81	0.70	0.00	0.09	Open Ended Fund		Yes			No	No	First Trust Advisors	30-Aug-07
Q	59.19	5,871.65	99.20	0.64	37.98	Open Ended Fund		Yes	Yes	Yes	Yes	No	Barclays Global Investors	03-Nov-03
Q	15.96	59.04	3.70	0.02	0.32	Open Ended Fund					Yes	No	PowerShares	15-Sep-05
M	11.10	178.71	16.10	0.10	1.06	Open Ended Fund					No	No	PowerShares	09-Dec-04
Q	48.09	125.13	2.60	0.02	0.82	Open Ended Fund					Yes	No	Vanguard	16-Nov-06
Q	48.94	146.82	3.00	0.03	1.43	Open Ended Fund					Yes	No	WisdomTree Investments	16-Jun-06
Q	14.59	26.26	1.80	0.01	0.09	Open Ended Fund					Yes	No	PowerShares	15-Sep-05
Q	19.80	556.38	28.10	0.10	1.97	Open Ended Fund					Yes	No	PowerShares	15-Sep-05
													PowerShares	Planned
A	53.94	385.24	7.14	0.03	1.74	Open Ended Fund		Yes		No	Yes	No	Vanguard	27-Apr-06
Q	53.38	90.74	1.70	0.02	0.88	Open Ended Fund					Yes	No	WisdomTree Investments	16-Jun-06
Q	52.38	185.95	3.55	0.03	1.60	Open Ended Fund					Yes	No	WisdomTree Investments	16-Jun-06
Q	54.16	322.22	5.95	0.04	2.11	Open Ended Fund					Yes	No	WisdomTree Investments	16-Jun-06
Q	50.79	86.34	1.70	0.02	1.19	Open Ended Fund					Yes	No	WisdomTree Investments	16-Jun-06
Q	46.63	86.27	1.85	0.02	0.86	Open Ended Fund					Yes	No	WisdomTree Investments	16-Jun-06
Q	23.03	55.30	2.40	0.02	0.40	Open Ended Fund		No	No	No	Yes	No	Claymore Securities	21-Sep-06
Q	21.62	3.24	0.15	0.00	0.01	Open Ended Fund				No	No	No	Claymore Securities	24-Oct-07
													XShares Advisors	Planned
Q	47.45	21.35	0.45	0.01	0.28	Open Ended Fund					No	No	WisdomTree Investments	23-Feb-07
Q	47.62	14.29	0.30	0.00	0.16	Open Ended Fund					No	No	WisdomTree Investments	23-Feb-07
Q	47.96	64.75	1.35	0.02	0.74	Open Ended Fund					No	No	WisdomTree Investments	23-Feb-07
Q	44.91	29.19	0.65	0.01	0.23	Open Ended Fund					No	No	WisdomTree Investments	23-Feb-07
Q	39.61	19.81	0.50	0.01	0.20	Open Ended Fund					No	No	WisdomTree Investments	23-Feb-07
Q	46.03	27.62	0.60	0.00	0.18	Open Ended Fund					No	No	WisdomTree Investments	23-Feb-07
A	50.75	20.35	0.40	0.01	0.61	Open Ended Fund				No	No	No	VTL Associates	22-Feb-08
A	52.28	5.28	0.10	0.00	0.18	Open Ended Fund					No	No	VTL Associates	22-Feb-08
A	49.54	5.00	0.10	0.00	0.05	Open Ended Fund					No	No	VTL Associates	22-Feb-08
Q	57.77	121.32	2.10	0.01	0.40	Open Ended Fund		Yes	Yes	No	Yes	No	Barclays Global Investors	28-Jan-05
Q	49.01	58.81	1.20	0.01	0.30	Open Ended Fund				No	Yes	No	Barclays Global Investors	17-Nov-06
Q	33.80	118.30	3.50	0.04	1.23	Open Ended Fund					Yes	No	PowerShares	24-Oct-06
Q	21.15	1,497.42	70.80	0.87	18.30	Open Ended Fund					Yes	No	PowerShares	03-Mar-05
Q	28.82	63.40	2.20	0.01	0.35	Open Ended Fund					Yes	No	PowerShares	24-Oct-06
S	25.75	50.21	1.95	0.02	0.49	Open Ended Fund		Yes			No	No	First Trust Advisors	14-Feb-07
Q	32.20	887.17	27.55	4.44	143.03	Open Ended Fund	1/10	Yes	No	Yes	Yes	No	State Street Global Advisors	22-Dec-98
A (Dec)	51.16	220.09	4.30	0.03	1.59	Open Ended Fund		Yes		No	Yes	No	Vanguard	30-Jan-04
Q	22.51	13.51	0.60	0.00	0.10	Open Ended Fund					Yes	No	PowerShares	12-Oct-06
Q	38.17	3.82	0.10	0.01	0.47	Open Ended Fund		Yes	No	No	No	No	Rydex	07-Nov-06
													SPA ETF International	Planned
													VTL Associates	Planned
S	16.16	3.23	0.20	0.00	0.03	Open Ended Fund		Yes			Yes	No	First Trust Advisors	10-May-07
Q	60.29	204.99	3.40	0.04	2.19	Open Ended Fund	1/5	Yes		Yes	Yes	No	Barclays Global Investors	12-Jun-00
Q	48.04	4.80	0.10	0.00	0.06	Open Ended Fund					No	No	PowerShares	20-Sep-06
													State Street Global Advisors	Planned
Q	15.23	15.23	1.00	0.06	0.97	Open Ended Fund					No	No	PowerShares	23-Jun-05
Q	13.89	31.95	2.30	0.02	0.23	Open Ended Fund					Yes	No	PowerShares	23-Jun-05
Q	15.66	15.66	1.00	0.03	0.40	Open Ended Fund					Yes	No	PowerShares	26-Oct-05
Q	32.44	270.87	8.35	3.93	127.48	Open Ended Fund	1/50	Yes	No	No	Yes	No	State Street Global Advisors	22-Jun-06
A	45.07	4.51	0.10	0.00	0.01	Open Ended Fund		No	No	No	Yes	No	FocusShares	30-Nov-07
A	38.08	3.81	0.10	0.00	0.07	Open Ended Fund		Yes	No	No	No	No	Van Eck Associates Corp	24-Jan-08
Q	27.84	2,284.61	82.06	2.69	75.00	Open Ended Fund	1/10	Yes	No	Yes	Yes	No	State Street Global Advisors	22-Dec-98
A (Dec)	68.32	457.74	6.70	0.05	3.60	Open Ended Fund		Yes		No	Yes	No	Vanguard	30-Jan-04
Q	26.44	23.80	0.90	0.01	0.19	Open Ended Fund					No	No	PowerShares	12-Oct-06
S	18.15	2.72	0.15	0.00	0.02	Open Ended Fund		Yes			Yes	No	First Trust Advisors	10-May-07
Q	50.49	12.62	0.25	0.00	0.02	Open Ended Fund		Yes	No	No	No	No	Rydex	07-Nov-06
													SPA ETF International	Planned
													VTL Associates	Planned
Q	18.86	407.29	21.60	0.94	17.82	Open Ended Fund				Yes	No	No	Barclays Global Investors	05-May-06
Q	16.58	86.22	5.20	0.05	0.82	Open Ended Fund					No	No	PowerShares	23-Jun-05
Q	46.82	4.68	0.10	0.00	0.02	Open Ended Fund					No	No	PowerShares	20-Sep-06
Q	59.82	343.97	5.75	0.06	3.85	Open Ended Fund	1/5	Yes		Yes	Yes	No	Barclays Global Investors	12-Jun-00
Q	84.77	6,871.96	81.07	22.77	1,930.24	Open Ended Fund	1/10	Yes	No	Yes	Yes	No	State Street Global Advisors	22-Dec-98
Q	146.22	1,242.87	8.50	0.61	88.58	Open Ended Fund	1/5	Yes		Yes	Yes	No	Barclays Global Investors	12-Jun-00
A (Dec)	122.90	862.01	7.01	0.06	7.62	Open Ended Fund		Yes		No	Yes	No	Vanguard	23-Sep-04
Q	79.60	23.88	0.30	0.01	0.65	Open Ended Fund					No	No	PowerShares	20-Sep-06
Q	41.42	45.56	1.10	0.01	0.43	Open Ended Fund					Yes	No	PowerShares	12-Oct-06
Q	28.29	152.77	5.40	0.06	1.56	Open Ended Fund					Yes	No	PowerShares	26-Oct-05

ETFs Listed in the United States



Name	Price Ticker		Intraday		Index		Round		Approx. No of Stocks		Annual TER
	Bloomberg	Reuters	NAV	NAV	Bloomberg	Reuters	Lot	ISIN	ETF	Index	
Rydex S&P Equal Weight Energy	RYE US	RYE.A	RYEIV	RYENV	S10	.SPXEW10	100	US78355W8661			50
First Trust Energy AlphaDEX	FXN US	FXN	FXNIV	FXNNV	STRQEN	.STROEN		US33734X1274	56	56	70
SPDR Oil & Gas Exploration & Production	XOP US	XOP.A	KZO	KZONV	SPSIOP	.SPSIOP	100	US78464A7303	45	45	35
iShares Dow Jones U.S. Oil & Gas Exploration & Production	IEO US	IEO.N	IEOIV	IEONV	DJSOEP	.DJSOEP	100	US4642888519	58	58	48
PowerShares Dynamic Oil & Gas Services	PXJ US	PXJ.A	HKM	HKMNV	DWO	.HKM	100	US73935X6250	30	30	60
iShares Dow Jones U.S. Oil Equipment & Services	IEZ US	IEZ.N	IEZIV	IEZNV	DJSOES	.DJSOES	100	US4642888444	57	57	48
SPDR Oil & Gas Equipment & Services	XES US	XES.A	KZK	KZKNV	SPSIOS	.SPSIOS	100	US78464A7485	29	29	35
SPA MarketGrader Energy											
RevenueShares Energy											
Financials											
KBW Regional Banking	KRE US	KRE.A	KZE	KZENV	KRX	.KRX	100	US78464A6982	50	50	35
KBW Bank	KBE US	KBE.A	KHE	KHENV	BKX	.BKX	100	US78464A7972	24	24	35
KBW Capital Markets	KCE US	KCE.A	KPE	KPENV	KSX	.KSX	100	US78464A7717	24	24	35
KBW Insurance	KIE US	KIE.A	KIH	KIHNV	KIX	.KIX	100	US78464A7899	24	24	35
streetTRACKS KBW Mortgage Finance											
iShares Dow Jones U.S. Insurance	IAK US	IAK.N	IAKIV	IAKNV	DJSINS	.DJSINS	100	US4642887867	78	78	48
iShares Dow Jones U.S. Regional Banks	IAT US	IAT.N	IATIV	IATNV	DJSRBK	.DJSRBK	100	US4642887784	91	91	48
iShares Dow Jones U.S. Brokers Dealers	IAI US	IAI.N	IAIIV	IAINV	DJSINV	.DJSINV	100	US4642887941	27	27	48
iShares DJ US Financial Sector	IYF US	IYF	IYFIV	IYFNV	DJUSFN	.DJUSFN	100	US4642877884	299	300	48
iShares DJ US Financial Services	IYG US	IYG.A	IYGV	IYGNV	DJUSFV	.DJUSFV	100	US4642877702	146	147	48
Vanguard Financials	VFH US	VFH.A	HVF	HVFNV	MZUSIOFN	.MZUSIOFN	100	US92204A4058	510	510	22
PowerShares FTSE RAFI Financials Sector	PRFF US	PRFF.O	PRFFIV	PRFFNV	FRUSF	.FTFR108000	100	US73935X2374	226	226	60
PowerShares Dynamic Financial Sector	PFI US	PFI.A	PFIV	PFINV	EZF	.EZF	100	US73935X3778	60	60	60
PowerShares Dynamic Banking Sector	PJB US	PJB.A	PJBIV	PJBNV	DHD	.DHD	100	US73935X3364	30	30	60
PowerShares Dynamic Insurance	PIC US	PIC.A	HKI	HKINV	DWJ	.HKI	100	US73935X6417	30	30	60
Financial Select Sector SPDR	XLF US	XLF.A	FXV	FXVNV	IXM	.IXM	100	US81369Y6059	82	82	24
WisdomTree Financial											
SPA MarketGrader Financials											
RevenueShares Financial											
Rydex S&P Equal Weight Financial	RYF US	RYF.A	RYFIV	RYFNV	S40	.SPXEW40	100	US78355W8588			50
First Trust Financial AlphaDEX	FXO US	FXO	FXOIV	FXONV	STRQFN	.STRQFN		US33734X1357	168	168	70
Healthcare											
SPDR S&P Biotech	XBI US	XBI.A	BIS	BISNV	SPSIBI	.SPBIO	100	US78464A8707	45	45	35
First Trust Amex Biotechnology	FBT US	FBT	EBT	EBTNV	BTX	.FBT		US33733E2037	20	20	60
iShares Nasdaq Biotech	IBB US	IBB	IBBIV	IBBNV	NBI	.NBI	100	US4642875565	160	160	48
PowerShares Dynamic Biotechnology & Genome	PBE US	PBE.A	BJD	BJDNV	DZO	.DZO	100	US73935X8561	29	29	60
SPDR Pharmaceuticals	XPH US	XPH.A	KZP	KZPNV	SPSIPH	.SPSIPH	100	US78464A7220	21	21	35
PowerShares Dynamic Pharmaceuticals	PJP US	PJP.A	AJT	AJTNV	DZR	.DZR	100	US73935X7993	30	30	60
iShares Dow Jones U.S. Pharmaceuticals	IHE US	IHE.N	IHEIV	IHENV	DJSPPH	.DJSPPH	100	US4642888360	40	40	48
HealthShares BioPharmaceutical Giants											
Health Care Select Sector SPDR	XLV US	XLV.A	NXV	NXVNV	IXV	.IXV	100	US81369Y2090	55	55	24
SPDR Health Care Equipment											
SPDR Health Care Services											
First Trust Health Care AlphaDEX	FXH US	FXH	FXHIV	FXHNV	STRQHC	.STRQHC		US33734X1431	73	73	70
iShares DJ US Healthcare	IYH US	IYH.A	IYHIV	IYHNV	DJUSHC	.DJUSHC	100	US4642877629	171	171	48
Vanguard Health Care	VHT US	VHT.A	HVH	HVHNV	MZUSIOHC	.MZUSIOHC	100	US92204A5048	278	278	22
RevenueShares Health Care											
PowerShares FTSE RAFI Health Care Sector	PRFH US	PRFH.O	PRFHIV	PRFHNV	FRUSF	.FTFR108000	100	US73935X5187	71	71	60
PowerShares Dynamic Healthcare Sector	PTH US	PTH.A	PTHIV	PTHNV	EZX	.EZX	100	US73935X3513	60	60	60
PowerShares Dynamic Healthcare Services Sector	PTJ US	PTJ.A	PTJIV	PTJNV	DHC	.DHC	100	US73935X3281	30	30	60
iShares Dow Jones U.S. Healthcare Providers	IHF US	IHF.N	IHFIV	IHFNV	DJSHCP	.DJSHCP	100	US4642888287	52	52	48
iShares Dow Jones U.S. Medical Devices	IHI US	IHI.N	IHIIV	IHINV	DJSMDQ	.DJSMDQ	100	US4642888105	44	44	48
Rydex S&P Equal Weight Health Care	RYH US	RYH.A	RYHIV	RYHNV	S35	.SPXEW35	100	US78355W8414			50
HealthShares™ Asian Healthcare	HRG US										
HealthShares™ Autoimmune-Inflammation	HHA US	HHA	HHAIV	HHANV	HSAUTO	.HSAUTO	100	US42226E8856	22	22	75
HealthShares™ Cancer	HHK US	HHK	HHKIV	HHKNV	HSTOPC	.HSTOPC	100	US42226E3071	22	22	75
HealthShares™ Cardiology Devices	HHE US	HHE	HHEIV	HHENV	HSCRDV	.HSCRDV	100	US42226E8369	22	22	75
HealthShares™ Cardiology	HRD US	HRD	HRDIV	HRDNV	HSCARD	.HSCARD	100	US42226E8690	22	22	75
HealthShares™ Composite	HHQ US	HHQ	HHQIV	HHQNV	HSCOMP	.HSCOMP	100	US42226E7601	22	22	75
HealthShares™ Dermatology and Wound Care	HRW US	HRW.N	HRWIV	HRWNV	HSDEWC	.HSDEWC	100	US42226E5050	22	22	75
HealthShares™ Diagnostics	HHI US	HHI	HHIIV	HHINV	HSDIAG	.HSDIAG	100	US42226E1091	22	22	75
HealthShares™ Emerging Cancer	HHJ US	HHJ	HHJIV	HHJNV	HSMDIC	.HSMDIC	100	US42226E4061	22	22	75
HealthShares™ Enabling Technologies	HHV US	HHV	HHVIV	HHVNV	HSENAI	.HSENAI	100	US42226E7866	22	22	75
HealthShares™ European Drugs	HRJ US	HRJ.N	HRJIV	HRJNV	HSEURD	.HSEURD	100	US42226E8104	22	22	95
HealthShares™ European Medical Products and Devices	HHT US	HHT.N	HHTIV	HHTNV	HSEUMP	.HSEUMP	100	US42226E7940	22	22	95
HealthShares™ GI/Gender Health	HHU US	HHU	HHUIV	HHUNV	HSURGH	.HSURGH	100	US42226E8518	22	22	75
HealthShares™ Infectious Disease	HHG US	HHG.N	HHGIV	HHGNV	HSINFD	.HSINFD	100	US42226E7031	22	22	75
HealthShares™ Metabolic-Endocrine Disorders	HHM US	HHM	HHMIV	HHMNV	HSMETE	.HSMETE	100	US42226E8021	22	22	75
HealthShares™ Neuroscience	HHN US	HHN	HHNIV	HHNNV	HSNEUR	.HSNEUR	100	US42226E8773	22	22	75
HealthShares™ Ophthalmology	HHZ US	HHZ	HHZIV	HHZNV	HSOPHT	.HSOPHT	100	US42226E6041	22	22	75
HealthShares™ Orthopedic Repair	HHP US	HHT.N	HHTIV	HHPNV	HSORTR	.HSORTR	100	US42226E8286	22	22	75
HealthShares™ Patient Care Services	HHB US	HHB	HHBIV	HHBNV	HSPACS	.HSPACS	100	US42226E8443	27	27	75
HealthShares™ Respiratory/Pulmonary	HHR US	HHR	HHRIV	HHRNV	HSRESP	.HSRESP	100	US42226E2081	22	22	75
Wilder Diversified Healthcare											
Wilder Healthy Lifestyle											
MacroShares Medical Inflation Trust Up											



Divs	Local Price ¹	AUM (USD MM) ¹	Shares Outstanding (MM) ²	Share Trd Volume (000's) ²	ADV (USD MM) ²	Fund Structure	Init. Index Ratio	Exempt from 12(d) Rule ⁴	Filed Notifications Japan ⁵	Listed as reg sec in Mexico	Options	Futures	Manager	Launch Date
Q	75.15	15.03	0.20	0.01	0.57	Open Ended Fund		Yes	No	No	No	No	Rydex	07-Nov-06
S	26.65	5.33	0.20	0.00	0.09	Open Ended Fund		Yes			Yes	No	First Trust Advisors	10-May-07
Q	62.52	246.95	3.95	0.26	16.08	Open Ended Fund	1/150	Yes	No	No	Yes	No	State Street Global Advisors	22-Jun-06
Q	79.71	290.94	3.65	0.21	16.65	Open Ended Fund				Yes	No	No	Barclays Global Investors	05-May-06
Q	31.01	403.13	13.00	0.14	4.23	Open Ended Fund					Yes	No	PowerShares	26-Oct-05
Q	73.48	338.01	4.60	0.09	6.88	Open Ended Fund					No	No	Barclays Global Investors	05-May-06
Q	47.08	197.74	4.20	0.09	4.26	Open Ended Fund	1/100	Yes	No	No	Yes	No	State Street Global Advisors	22-Jun-06
													SPA ETF International	Planned
													VTI Associates	Planned
Q	33.37	662.39	19.85	2.99	99.62	Open Ended Fund	1/2	Yes	No	No	Yes	No	State Street Global Advisors	22-Jun-06
Q	40.10	567.46	14.15	3.27	131.04	Open Ended Fund	1/2	Yes	No	No	Yes	No	State Street Global Advisors	15-Nov-05
Q	53.93	137.52	2.55	0.39	21.15	Open Ended Fund	1/5	Yes	No	No	Yes	No	State Street Global Advisors	15-Nov-05
Q	47.40	71.10	1.50	0.23	10.88	Open Ended Fund	1/3	Yes	No	No	Yes	No	State Street Global Advisors	15-Nov-05
													State Street Global Advisors	Planned
Q	42.75	44.89	1.05	0.02	0.66	Open Ended Fund					No	No	Barclays Global Investors	05-May-06
Q	35.68	185.54	5.20	0.11	4.06	Open Ended Fund					No	No	Barclays Global Investors	05-May-06
Q	41.08	306.05	7.45	1.02	41.88	Open Ended Fund					Yes	No	Barclays Global Investors	05-May-06
Q	85.31	618.50	7.25	2.08	177.35	Open Ended Fund	1/5	Yes		Yes	Yes	No	Barclays Global Investors	22-May-00
Q	91.44	329.18	3.60	0.24	22.29	Open Ended Fund	1/5	Yes			Yes	No	Barclays Global Investors	12-Jun-00
A (Dec)	47.61	567.32	11.92	0.15	7.14	Open Ended Fund		Yes		No	Yes	No	Vanguard	30-Jan-04
Q	38.67	23.20	0.60	0.01	0.25	Open Ended Fund					No	No	PowerShares	20-Sep-06
Q	22.94	22.94	1.00	0.01	0.15	Open Ended Fund					Yes	No	PowerShares	12-Oct-06
Q	19.58	105.73	5.40	0.13	2.54	Open Ended Fund					Yes	No	PowerShares	12-Oct-06
Q	16.11	29.00	1.80	0.04	0.62	Open Ended Fund					Yes	No	PowerShares	26-Oct-05
Q	25.99	7,590.80	292.07	96.82	2,516.30	Open Ended Fund	1/10	Yes	No	Yes	Yes	No	State Street Global Advisors	22-Dec-98
													WisdomTree Investments	Planned
													SPA ETF International	Planned
													VTI Associates	Planned
Q	36.66	5.50	0.15	0.00	0.07	Open Ended Fund		Yes	No	No	No	No	Rydex	07-Nov-06
S	14.40	2.16	0.15	0.00	0.03	Open Ended Fund		Yes			No	No	First Trust Advisors	10-May-07
Q	57.22	254.63	4.45	0.11	6.44	Open Ended Fund	1/25	Yes	No	No	Yes	No	State Street Global Advisors	06-Feb-06
S	23.25	47.66	2.05	0.04	1.03	Open Ended Fund		Yes			Yes	No	First Trust Advisors	23-Jun-06
Q	77.42	1,242.59	16.05	0.94	73.07	Open Ended Fund	1/10	Yes	Yes	Yes	Yes	No	Barclays Global Investors	09-Feb-01
Q	17.88	200.26	11.20	0.05	0.93	Open Ended Fund					Yes	No	PowerShares	23-Jun-05
Q	30.37	9.11	0.30	0.01	0.16	Open Ended Fund	1/50	Yes	No	No	Yes	No	State Street Global Advisors	22-Jun-06
Q	17.01	105.46	6.20	0.02	0.36	Open Ended Fund					Yes	No	PowerShares	23-Jun-05
Q	48.27	69.99	1.45	0.01	0.53	Open Ended Fund					No	No	Barclays Global Investors	05-May-06
													XShares Advisors	Planned
Q	31.47	2,310.21	73.41	2.04	64.09	Open Ended Fund	1/10	Yes	No	Yes	Yes	No	State Street Global Advisors	22-Dec-98
													State Street Global Advisors	Planned
													State Street Global Advisors	Planned
S	18.29	5.49	0.30	0.00	0.04	Open Ended Fund		Yes			No	No	First Trust Advisors	10-May-07
Q	63.29	863.85	13.65	0.05	3.13	Open Ended Fund	1/5	Yes		Yes	Yes	No	Barclays Global Investors	12-Jun-00
A (Dec)	54.29	505.06	9.30	0.04	2.12	Open Ended Fund		Yes		No	Yes	No	Vanguard	30-Jan-04
													VTI Associates	Planned
Q	47.29	14.19	0.30	0.00	0.13	Open Ended Fund					No	No	PowerShares	20-Sep-06
Q	25.77	115.97	4.50	0.02	0.55	Open Ended Fund					Yes	No	PowerShares	12-Oct-06
Q	23.47	28.16	1.20	0.01	0.24	Open Ended Fund					Yes	No	PowerShares	12-Oct-06
Q	49.46	136.02	2.75	0.09	4.44	Open Ended Fund					No	No	Barclays Global Investors	05-May-06
Q	56.91	295.93	5.20	0.06	3.19	Open Ended Fund					No	No	Barclays Global Investors	05-May-06
Q	52.43	57.67	1.10	0.01	0.42	Open Ended Fund		Yes	No	No	No	No	Rydex	07-Nov-06
													XShares Advisors	Planned
A	21.94	2.19	0.10	0.00	0.00	Open Ended Fund		Yes			No	No	XShares Advisors	14-Mar-07
A	29.63	8.89	0.30	0.00	0.03	Open Ended Fund		Yes			No	No	XShares Advisors	12-Mar-07
A	24.20	4.84	0.20	0.00	0.04	Open Ended Fund		Yes			No	No	XShares Advisors	23-Jan-07
A	23.94	2.39	0.10	0.00	0.05	Open Ended Fund		Yes			No	No	XShares Advisors	12-Mar-07
A	23.92	4.78	0.20	0.00	0.01	Open Ended Fund		Yes			No	No	XShares Advisors	12-Mar-07
A	21.19	2.12	0.10	0.01	0.15	Open Ended Fund		Yes			No	No	XShares Advisors	19-Apr-07
A	27.98	25.18	0.90	0.01	0.15	Open Ended Fund		Yes			Yes	No	XShares Advisors	23-Jan-07
A	15.66	3.13	0.20	0.00	0.04	Open Ended Fund		Yes			Yes	No	XShares Advisors	23-Jan-07
A	31.11	6.22	0.20	0.01	0.20	Open Ended Fund		Yes			No	No	XShares Advisors	23-Jan-07
A	22.89	2.29	0.10	0.00	0.05	Open Ended Fund		Yes			No	No	XShares Advisors	04-Apr-07
A	21.76	2.18	0.10	0.00	0.00	Open Ended Fund		Yes			No	No	XShares Advisors	27-Jun-07
A	18.52	1.85	0.10	0.00	0.01	Open Ended Fund		Yes			No	No	XShares Advisors	12-Mar-07
A	18.61	1.86	0.10	0.00	0.00	Open Ended Fund		Yes			No	No	XShares Advisors	09-Apr-07
A	16.61	1.66	0.10	0.00	0.01	Open Ended Fund		Yes			No	No	XShares Advisors	16-Mar-07
A	23.11	2.31	0.10	0.00	0.00	Open Ended Fund		Yes			No	No	XShares Advisors	14-Mar-07
A	16.22	1.62	0.10	0.00	0.00	Open Ended Fund		Yes			No	No	XShares Advisors	12-Mar-07
A	22.45	2.25	0.10	0.00	0.05	Open Ended Fund		Yes			No	No	XShares Advisors	13-Jul-07
A	22.32	4.46	0.20	0.00	0.02	Open Ended Fund		Yes			No	No	XShares Advisors	23-Jan-07
A	19.34	3.87	0.20	0.00	0.01	Open Ended Fund		Yes			No	No	XShares Advisors	12-Mar-07
													XShares Advisors	Planned
													XShares Advisors	Planned
													Macro Securities Depositor	Planned

ETFs Listed in the United States



	Price Ticker		Intraday		Index		Round		Approx. No of Stocks		TER
Name	Bloomberg	Reuters	NAV	NAV	Bloomberg	Reuters	Lot	ISIN	ETF	Index	(bps)
Industrials											
Industrial Select Sector SPDR	XLI US	XLIA	TXV	TXVNV	IXI	.IXI	100	US81369Y7040	56	57	24
iShares DJ US Industrial	IYJ US	IYJA	IYJIV	IYJNV	DJUSIN	.DJUSIN	100	US4642877546	252	252	48
Vanguard Industrials	VIS US	VISA	DVL	DVLNV	MSCIIN	.MSCIIN	100	US92204A6038	344	344	22
SPA MarketGrader Industrials											
RevenueShares Industrial											
PowerShares FTSE RAFI Industrials Sector	PRFN US	PRFN.O	PRFNIV	PRFNNV	FRUSIN	.FTFR102000	100	US73935X5344	152	152	60
PowerShares Dynamic Industrials Sector	PRN US	PRN.A	PRNIV	PRNNV	EZL	.EZL	100	US73935X3695	60	60	60
Rydex S&P Equal Weight Industrial	RGI US	RGLA	RGIIV	RGINV	S20	.SPXEW20	100	US78355W8331			50
First Trust Industrials/Producer Durables AlphaDEXTM	FXR US	FXR	FXRIV	FXRNV	STRQIN	.STRQIN		US33734X1506	52	52	70
SPDR Aerospace & Defense											
iShares Dow Jones U.S. Aerospace & Defense	ITA US	ITA.N	ITAIV	ITANV	DJSASD	.DJSASD	100	US4642887602	33	33	48
PowerShares Aerospace & Defense	PPA US	PPA.A	HKR	HKRNV	DXS	.DXS	100	US73935X6904	57	57	50
SPDR Building & Construction											
SPDR Transportation											
iShares Dow Jones Transportation	IYT US	IYT.A	IYTV	IYTNV	TRAN	.TRAN	100	US4642871929	22	20	48
Market Vectors Environmental Services	EVX US	EVX.A	HVX	HVXNV	AXENV	.AXES	1	US57060U2096	25	25	55
Information Technology- Broad Based											
iShares DJ US Technology	IYW US	IYW	IYWIV	IYWNV	DJUSTC	.DJUSTC	100	US4642877215	244	244	48
iShares S&P North American Technology	IGM US	IGM.A	IGMIV	IGMNV	GTC	.GTC	100	US4642875490	236	236	48
Technology Select Sector SPDR	XLK US	XLK.C	KKV	KXVNV	IXT	.IXT	100	US81369Y8030	90	90	24
Vanguard Information Technology	VGIT US	VGTA	HVI	HVINV	MZUSIOIT	.MZUSIOIT	100	US92204A7028	398	398	22
Powershares DWA Technical Leaders	PDP US	PDP.A	PDPIV	PDPNV	DWTL	.DWTL	100	US73935X1533	100	100	60
PowerShares DWA Emerging Markets Technical Leaders	PIE US	PIE.P	PIEIV	PIENV	DWAEM			US73936Q2075	54		90
PowerShares DWA Developed Markets Technical Leaders	PIZ US	PIZ.P	PIZIV	PIZNV	DWADM			US73936Q1085	91		80
PowerShares Dynamic Technology Sector	PTF US	PTF.A	PTFIV	PTFNV	EZV	.EZV	100	US73935X3448	60	60	60
Rydex S&P Equal Weight Technology	RYT US	RYT.A	RYTIV	RYTNV	S45	.SPXEW45	100	US78355W8174			50
First Trust NASDAQ-100 Technology	QTEC US	QTEC.O	QTECI	QTECN	NDXT	.NXTR		US3373451026	39	39	60
First Trust Technology AlphaDEX	FXL US	FXL	FXLIV	FXLNV	STRQTC	.STRQTC		US33734X1761	76	76	70
NYSE Arca Tech 100	NXT US	NXT	NXTIV	NXTNV	PSE			US98951C1062	100	100	50
Firsthand Technology											
SPA MarketGrader Technology Sector											
Morgan Stanley Technology	MTK US	MTK.A	JMT	JMTNV	MSH	.MSH	100	US78464A1025	35	35	50
PowerShares Dynamic Networking	PXQ US	PXQ.A	EJR	EJRN	DZN	.DZN	100	US73935X8157	30	30	60
PowerShares Dynamic Hardware & Consumer Electronics	PHW US	PHW.A	HKH	HKHNV	DZH	.DZH	100	US73935X8314	30	30	60
SPA MarketGrader Technology											
RevenueShares Technology											
Information Technology- Internet											
First Trust Dow Jones Internet	FDN US	FDN	HDN	HDNNV	DJINET	FBT		US33733E3027	40	40	60
PowerShares NASDAQ Internet Services	QINT US										
PowerShares Dynamic Internet Software & Services											
Information Technology- Other											
iShares S&P North American Technology-Multimedia Networking	IGN US	IGN.A	IGNIV	IGNNV	GIP	.GIP	100	US4642875318	35	33	48
iShares S&P North American Technology-Semiconductors	IGW US	IGW.A	IGWIV	IGWNV	GSM	.GSM	100	US4642875235	54	54	48
PowerShares Dynamic Semiconductors	PSI US	PSIA	SJG	SJGNV	DZE	.DZE	100	US73935X7811	30	30	60
SPDR S&P Semiconductor	XSD US	XSD.A	SCY	SCYNV	SPSISC	.SPSEMI	100	US78464A8624	21	21	35
SPDR Computer Hardware											
iShares S&P North American Technology-Software	IGV US	IGV.A	IGVIV	IGVNV	GSO	.GSO	100	US4642875151	46	46	48
PowerShares Dynamic Software	PSJ US	PSJA	CJK	CJKNV	DZC	.DZC	100	US73935X7738	29	29	60
SPDR Computer Software											
SPDR Outsourcing & IT Consulting											
Materials											
Vanguard Materials	VAW US	VAW.A	HVV	HVVNV	MZUSIOMT	.MZUSIOMT	100	US92204A8018	120	120	22
SPA MarketGrader Materials											
RevenueShares Materials											
iShares DJ US Basic Materials	IYM US	IYM.A	IYMIV	IYMN	DJUSBM	.DJUSBM	100	US4642878387	76	76	48
PowerShares FTSE RAFI Basic Materials Sector	PRFM US	PRFM.O	PRFMIV	PRFMNV	FRUSBM	.FTFR101000	100	US73935X5427	51	51	60
PowerShares Dynamic Basic Materials Sector	PYZ US	PYZ.A	PYZIV	PSLNV	EZB	.EZB	100	US73935X4271	60	60	60
Rydex S&P Equal Weight Materials	RTM US	RTM.A	RTMIV	RTMNV	S15	.SPXEW15	100	US78355W8257			50
First Trust Materials AlphaDEX	FXZ US	FXZ	FXZIV	FXZNV	STRQMT	.STRQMT		US33734X1688	63	63	70
Materials Select Sector SPDR Trust	XLB US	XLB.A	BXV	BXVNV	IXB	.IXB	100	US81369Y1001	32	32	24
PowerShares Dynamic Building & Construction	PKB US	PKB.A	HKBET	HKBNV	DWC	.HKB	100	US73935X6664	30	30	60
SPDR Metals and Mining	XME US	XME.A	KZD	KZDNV	SPSIMM	.SPSIMM	100	US78464A7550	30	30	35
Market Vectors Steel	SLX US	SLX.A	KLX	KLXNV	STEEL	.STTL	1	US57060U3086	32	32	55
Market Vectors – Hard Assets Producers											
Natural Resources											
iShares S&P North American Natural Resources	IGE US	IGE.A	IGEIV	IGENV	GSR	.GSR	100	US4642873743	126	126	48
First Trust ISE Water	FIW US	FIW	FIWIV	FIWNV	HHO	.HHO		US33733B1008	36	36	60
First Trust ISE-Revere Natural Gas	FCG US	FCG	FCGIV	FCGNV	FUM	.FUM		US33734J1025	29	29	60
Real Estate											
iShares Cohen & Steers Realty Majors	ICF US	ICF.A	ICFIV	ICFNV	RMP	.RMP	100	US4642875649	30	30	35
PowerShares Cohen & Steers Global Realty Majors	PSR US										
Cohen & Steers Global Realty Majors	GRI US	GRIA	GRIIV	GRINV	GRM			US00162Q1067			55
iShares DJ US Real Estate	IYR US	IYR	IYRIV	IYRNV	DJUSRE	.DJUSRE	100	US4642877397	83	83	48
iShares FTSE NAREIT Real Estate 50	FTY US	FTY	FTYIV	FTYNV	FNR5TR		100	US4642885218	50	50	48
iShares FTSE NAREIT Residential	REZ US	REZ	REZIV	REZNV	FNRESTR		100	US4642885622	20	21	48
iShares FTSE NAREIT Retail	RTL US	RTL	RTLIV	RTLNV	FNRETR		100	US4642885473	27	30	48



Divs	Local Price ¹	AUM (USD MM) ¹	Shares Outstanding (MM) ²	Share Trd Volume (000's) ²	ADV (USD MM) ²	Fund Structure	Init. Index Ratio	Exempt from 12(d) Rule ⁴	Filed Notifications Japan ⁵	Listed as reg sec in Mexico	Options	Futures	Manager	Launch Date
Q	38.24	1,578.05	41.27	5.93	226.82	Open Ended Fund	1/10	Yes	No	Yes	Yes	No	State Street Global Advisors	22-Dec-98
Q	70.80	421.26	5.95	0.07	5.23	Open Ended Fund	1/5	Yes		Yes	Yes	No	Barclays Global Investors	12-Jun-00
A (Dec)	71.31	271.05	3.80	0.03	2.10	Open Ended Fund		Yes		No	Yes	No	Vanguard	23-Sep-04
													SPA ETF International	Planned
													VTL Associates	Planned
Q	57.83	11.57	0.20	0.00	0.19	Open Ended Fund					No	No	PowerShares	20-Sep-06
Q	30.40	36.48	1.20	0.03	0.81	Open Ended Fund					Yes	No	PowerShares	12-Oct-06
Q	56.34	14.09	0.25	0.00	0.06	Open Ended Fund		Yes	No	No	No	No	Rydex	07-Nov-06
S	18.94	4.74	0.25	0.00	0.01	Open Ended Fund		Yes			No	No	First Trust Advisors	10-May-07
													State Street Global Advisors	Planned
Q	64.22	330.73	5.15	0.03	1.86	Open Ended Fund				Yes	No	No	Barclays Global Investors	05-May-06
Q	21.07	257.05	12.20	0.08	1.63	Open Ended Fund					Yes	No	PowerShares	26-Oct-05
													State Street Global Advisors	Planned
													State Street Global Advisors	Planned
Q	92.07	722.75	7.85	1.36	124.96	Open Ended Fund		Yes		No	Yes	No	Barclays Global Investors	10-Oct-03
A	52.16	33.90	0.65	0.01	0.30	Open Ended Fund		Yes	No	No	Yes	No	Van Eck Associates Corp	16-Oct-06
Q	57.76	1,106.10	19.15	0.24	14.11	Open Ended Fund	1/10	Yes		Yes	Yes	No	Barclays Global Investors	15-May-00
S (Jun, Dec)	55.66	364.57	6.55	0.08	4.41	Open Ended Fund	1/4	Yes		Yes	Yes	No	Barclays Global Investors	19-Mar-01
Q	24.50	3,240.22	132.25	4.54	111.15	Open Ended Fund	1/10	Yes	No	Yes	Yes	No	State Street Global Advisors	22-Dec-98
A (Dec)	55.86	486.82	8.72	0.07	3.92	Open Ended Fund		Yes		No	Yes	No	Vanguard	30-Jan-04
Q	26.42	153.24	5.80	0.16	4.25	Open Ended Fund		Yes			No	No	PowerShares	01-Mar-07
	22.77	40.99	1.80	0.03	0.60	Open Ended Fund					No	No	PowerShares	28-Dec-07
	25.37	63.43	2.50	0.04	1.06	Open Ended Fund					No	No	PowerShares	28-Dec-07
Q	25.39	38.09	1.50	0.01	0.27	Open Ended Fund					Yes	No	PowerShares	12-Oct-06
Q	48.01	21.61	0.45	0.00	0.09	Open Ended Fund		Yes	No	No	No	No	Rydex	07-Nov-06
S	20.85	16.68	0.80	0.01	0.17	Open Ended Fund		Yes			Yes	No	First Trust Advisors	25-Apr-06
S	18.87	3.87	0.21	0.00	0.06	Open Ended Fund		Yes			Yes	No	First Trust Advisors	10-May-07
	25.02	5.10	0.20	0.00	0.04	Open Ended Fund					Yes	No	Ziegler Capital Management	28-Mar-07
													Firsthand Capital	Planned
													SPA ETF International	Planned
Q	58.14	241.28	4.15	0.01	0.62	Open Ended Fund	1/10	Yes	No	No	No	No	State Street Global Advisors	29-Sep-00
Q	16.31	13.05	0.80	0.01	0.11	Open Ended Fund					No	No	PowerShares	23-Jun-05
Q	15.19	6.08	0.40	0.01	0.11	Open Ended Fund					Yes	No	PowerShares	06-Dec-05
													SPA ETF International	Planned
													VTL Associates	Planned
S	24.05	21.65	0.90	0.01	0.32	Open Ended Fund		Yes			Yes	No	First Trust Advisors	23-Jun-06
													PowerShares	Planned
													PowerShares	Planned
S (Jun, Dec)	30.55	93.18	3.05	0.04	1.36	Open Ended Fund	1/4	Yes		No	Yes	No	Barclays Global Investors	10-Jul-01
S (Jun, Dec)	55.49	263.58	4.75	0.44	24.68	Open Ended Fund	1/4	Yes		No	Yes	No	Barclays Global Investors	10-Jul-01
Q	16.93	77.88	4.60	0.13	2.24	Open Ended Fund					Yes	No	PowerShares	23-Jun-05
Q	45.96	57.45	1.25	0.11	5.24	Open Ended Fund	1/12	Yes	No	No	Yes	No	State Street Global Advisors	06-Feb-06
													State Street Global Advisors	Planned
S (Jun, Dec)	48.83	393.08	8.05	0.13	6.42	Open Ended Fund	1/4	Yes		No	Yes	No	Barclays Global Investors	10-Jul-01
Q	17.97	35.94	2.00	0.01	0.17	Open Ended Fund					Yes	No	PowerShares	23-Jun-05
													State Street Global Advisors	Planned
													State Street Global Advisors	Planned
A (Dec)	92.52	389.51	4.21	0.12	11.15	Open Ended Fund		Yes		No	Yes	No	Vanguard	30-Jan-04
													SPA ETF International	Planned
													VTL Associates	Planned
Q	83.17	864.97	10.40	0.43	36.15	Open Ended Fund	1/4	Yes		Yes	Yes	No	Barclays Global Investors	12-Jun-00
Q	68.73	13.75	0.20	0.00	0.07	Open Ended Fund					No	No	PowerShares	20-Sep-06
Q	37.21	44.65	1.20	0.01	0.44	Open Ended Fund					Yes	No	PowerShares	12-Oct-06
Q	56.87	2.84	0.05	0.00	0.07	Open Ended Fund		Yes	No	No	No	No	Rydex	07-Nov-06
S	22.67	3.40	0.15	0.00	0.07	Open Ended Fund		Yes			Yes	No	First Trust Advisors	11-May-07
Q	43.45	1,608.52	37.02	10.62	461.61	Open Ended Fund	1/10	Yes	No	Yes	Yes	No	State Street Global Advisors	22-Dec-98
Q	17.54	15.79	0.90	0.01	0.14	Open Ended Fund					Yes	No	PowerShares	26-Oct-05
Q	82.50	375.38	4.55	1.06	87.05	Open Ended Fund	1/50	Yes	No	No	Yes	No	State Street Global Advisors	22-Jun-06
A	103.60	388.50	3.75	0.25	25.53	Open Ended Fund		Yes	No	No	Yes	No	Van Eck Associates Corp	16-Oct-06
													Van Eck Associates Corp	Planned
S (Jun, Dec)	146.69	2,552.41	17.40	0.13	19.36	Open Ended Fund	1/1	Yes		No	No	No	Barclays Global Investors	25-Oct-01
S	22.74	23.88	1.05	0.02	0.47	Open Ended Fund		Yes			Yes	No	First Trust Advisors	11-May-07
S	28.31	84.93	3.00	0.06	1.67	Open Ended Fund		Yes			Yes	No	First Trust Advisors	11-May-07
Q	84.27	2,570.24	30.50	0.85	72.03	Open Ended Fund	1/4	Yes		No	Yes	No	Barclays Global Investors	02-Feb-01
													PowerShares	Planned
Q	48.55	4.86	0.10			Open Ended Fund					No	No	ALPS ETF Trust	09-May-08
Q	68.40	2,140.92	31.30	6.67	456.49	Open Ended Fund	1/2	Yes	Yes	Yes	Yes	No	Barclays Global Investors	12-Jun-00
A	40.86	18.39	0.45	0.00	0.14	Open Ended Fund					No	No	Barclays Global Investors	04-May-07
A	42.59	4.26	0.10	0.00	0.10	Open Ended Fund					No	No	Barclays Global Investors	04-May-07
A	38.32	5.75	0.15	0.00	0.10	Open Ended Fund					No	No	Barclays Global Investors	07-May-07

ETFs Listed in the United States



Name	Price Ticker		Intraday		Index		Round		Approx. No of Stocks		Annual TER (bps)
	Bloomberg	Reuters	NAV	NAV	Bloomberg	Reuters	Lot	ISIN	ETF	Index	
iShares FTSE NAREIT Industrial/Office	FIO US	FIO	FIOIV	FIONV	FNINOTR		100	US4642885549	29	32	48
iShares FTSE NAREIT Mortgage REITs	REM US	REM	REMIIV	REMNIV	FNMRTR		100	US4642885390	31	31	48
SPDR Wilshire REIT	RWR US	RWR.A	EWV	EWVNV	DWRTF	.DWRTF	100	US78464A6073	93	92	25
Vanguard REIT	VNQ US	VNQ.A	NVZ	NVZNV	RMS	.RMS	100	US9229085538	97	97	12
PowerShares REIT Preferred											
WisdomTree REIT Sector											
First Trust S&P REIT	FRI US		FRIIV	FRINV	SPREIT	.SPREIT		US33734G1085	100	100	50
SPDR S&P Homebuilders	XHB US	XHB.A	HBM	HBMNV	SPSIHO	.SPHOME	100	US78464A8889	21	21	35
Adelante Shares RE Shelter™	AQS US	AQS	AQSVI	AQSNV	ASRES	.ASRES	100	US7561026045	25	25	58
Adelante Shares RE Growth™	AGV US	AGV	AGVIV	AGVNV	ASREG	.ASREG	100	US7561021095	25	25	58
Adelante Shares RE Classics™	ACK US	ACK	ACKIV	ACKNV	ASREC	.ASREC	100	US7561023075	25	25	58
Adelante Shares RE Value™	AVU US	AVU	AVUIV	AVUNV	ASREV	.ASREV	100	US7561022085	25	25	58
Adelante Shares RE Kings™	AKB US	AKB	AKBIV	AKBNV	ASREK	.ASREK	100	US7561024065	25	25	58
Adelante Shares RE Plus Yield™	ATY US	ATY	ATYIV	ATYNV	ASRET	.ASRET	100	US7561025054	25	25	58
Adelante Shares RE Composite™	ACB US	ACB	ACBIV	ACBNV	ASREX	.ASREX	100	US7561027035	40	40	58
FocusShares ISE Homebuilders	SAW US	SAW.P	SAWIV	SAWNV	RUF		100	US34416W1062	23	23	35
Telecommunications											
iShares DJ US Telecommunications	IYZ US	IYZ	IYZIV	IYZNV	DJUSTL	.DJUSTL	100	US4642877132	26	22	48
Vanguard Telecommunication Services	VOX US	VOX.A	DVT	DVTNV	MSCITC	.MSCITC	100	US92204A8844	48	48	23
PowerShares Dynamic Telecommunications & Wireless	PTE US	PTE.A	HKZ	HKZNV	DWY	.DWY	100	US73935X7654	30	30	60
PowerShares FTSE RAFI Telecom & Technology Sector	PRFQ US	PRFQ.O	PRFQIV	PRFQNV	FRUSTT	PRFQ.C	100	US73935X4842	109	109	60
SPDR Telecom											
WisdomTree Communications Sector											
Utilities											
iShares DJ US Utilities	IDU US	IDU.A	IDUIV	IDUNV	DJUSUT	.DJUSUT	100	US4642876977	72	72	48
Utilities Select Sector SPDR	XLU US	XLU.A	UXV	UXVNV	IXU	.IXU	100	US81369Y8865	33	33	24
Vanguard Utilities	VPU US	VPU.A	HVJ	HVJNV	MZUSIOUT	.MZUSIOUT	100	US92204A8760	86	86	22
Rydex S&P Equal Weight Utilities	RYU US	RYU.A	RYUIV	RYUNV	S55	.SPXEW55	100	US78355W7911			50
First Trust Utilities AlphaDEX	FXU US	FXU	FXUIV	FXUNV	STRQUT			US33734X1845	55	55	70
PowerShares FTSE RAFI Utilities Sector	PRFU US	PRFU.O	PRFUIV	PRFUNV	FRUSU	.FTFR107000	100	US73935X4768	71	71	60
PowerShares Dynamic Utilities	PUI US	PUI.A	HKV	HKVNV	DWU	.HKV	100	US73935X5914	30	30	60
WisdomTree Utilities											
RevenueShares Utilities											
Global (including US)											
Broad Based											
SPDR DJ Global Titans	DGT US	DGT.A	UGT	UGTNV	DJGT	.DJGT	100	US78464A7063	45	50	50
iShares S&P Global 100	IOO US	IOO	IOOIV	IOONV	OOI	.OOI	100	US4642875722	100	100	40
Wilder Worldwide Emerging Markets											
First Trust Dow Jones Global Select Dividend	FGD US	FGD	FGDIV	FGDNV	DJGSDT			US33734X2009	100	100	60
WisdomTree Global Dividend											
WisdomTree Global SmallCap Dividend Fund											
WisdomTree Global Equity Income											
NETS Dow Jones Wilshire Global Total Market											
NETS FTSE CNBC Global 300 Index Fund											
iShares MSCI Kokusai	TOK US	TOK.P	TOKIV	TOKNV	NDDUKOK			US4642882652	1203	1203	25
iShares MSCI ACWI	ACWI US		ACWIV	ACWINV	NDUEACWF			US4642882579	711	2884	35
Vanguard Global Stock Index											
PowerShares Developed Markets Infrastructure											
Seectors											
iShares S&P Global Consumer Discretionary Sector	RXI US	RXI.N	RXIV	RXINV	SGD	.SGDY		US4642887453	185	195	48
iShares S&P Global Consumer Staples Sector	KXI US	KXI.N	KXIV	KXINV	SGCS	.SGSY		US4642887370	92	95	48
iShares S&P Global Energy Sector	IXC US	IXC.A	IXCIV	IXCINV	SGES	.SGES	100	US4642873412	56	69	48
iShares S&P Global Financials Sector	IXG US	IXG.A	IXGIV	IXGNV	SGFS	.SGFS	100	US4642873339	218	237	48
iShares S&P Global Healthcare Sector	IXJ US	IXJ.A	IXJIV	IXJNV	SGH	.SGH	100	US4642873255	80	82	48
iShares S&P Global Industrials Sector	EXI US	EXI.N	EXIV	EXINV	SGN	.SGNY		US4642887297	158	174	48
iShares S&P Global Materials Sector	MXI US	MXI.N	MXIV	MXINV	SGM	.SGMY		US4642886950	131	118	48
iShares S&P Global Technology Sector	IXN US	IXN.A	IXNIV	IXNNV	SGI	.SGI	100	US4642872919	119	125	48
iShares S&P Global Telecommunications Sector	IXP US	IXP.A	IXPIV	IXPNV	SGT	.SGT	100	US4642872752	40	41	48
iShares S&P Global Utilities Sector	JXI US	JXI.N	JXIV	JXINV	SGU	.SGUY		US4642887115	71	71	48
SPDR FTSE/Macquarie Global Infrastructure 100	GII US	GII.A	GIIV	GIINV	MGII100	.FTMGII100	100	US78463X8552	99	100	60
iShares S&P Global Infrastructure	IGF US	IGF.P	IGFIV	IGFNV	SPGTINNT			US4642883726	73	73	48
PowerShares Water Resources	PHO US	PHO.A	JDP	JDPNV	ZWI	.ZWI	100	US73935X5757	36	36	60
PowerShares Global Water	PIO US	PIO	PIOIV	PIONV	PIWI	.PIWI	100	US73936T6230	37	37	75
Claymore S&P Global Water	CGW US	CGW.A	CGWIV	CGWNV	SPGTAQUA	.SPGTAQUA	100	US18383Q5071	49	49	65
PowerShares Global Clean Energy	PBD US	PBD	PBDIV	PBDNV	NEX	.NEX	100	US73936T6156	76	76	75
iShares S&P Global Clean Energy											
Market Vectors Global Alternative Energy	GEX US	GEX.N	GEXIV	GEXNV	AGIXL	.AGIXL	1	US57060U4076	30	30	65
Market Vectors Nuclear	NLR US	NLR	NLRIV	NLRNV	DXNE	.DXNE	1	US57060U7046	35	35	65
PowerShares Global Nuclear Energy	PKN US		PKNIV	PKNNV	WNAI			US73937B1008	60	60	75
iShares S&P Global Nuclear Energy											
Claymore/MAC Global Solar Energy	TAN US		TANIV	TANNV	SUNIDX		100	US18383M6214	25	25	65
Market Vectors Solar Energy	KWT US	KWT.A	KWTIV	KWTNV	SOLRX			US57060U8119	27	27	65
Market Vectors Agribusiness	MOO US	MOO.A	MOOIV	MOONV	DXAG	.DXAG	1	US57060U6055	37	37	65
Claymore/Clear Global Exchanges, Brokers & Asset Managers	EXB US	EXB.A	EXBIV	EXBNV	CLRIEB	.CLRIEB	100	US18383Q3092	100	100	65
Claymore/Clear Global Timber	CUT US	CUT.A	CUTIV	CUTNV	CGTBR	.CGTBR	100	US18383Q8794	27	27	65
iShares S&P Global Timber & Forestry											



Divs	Local Price ¹	AUM (USD MM) ¹	Shares Outstanding (MM) ²	Share Trd Volume (000's) ²	ADV (USD MM) ²	Fund Structure	Init. Index Ratio	Exempt from 12(d) Rule ⁴	Filed Notifications Japan ⁵	Listed as reg sec in Mexico	Options	Futures	Manager	Launch Date
A	40.34	8.07	0.20	0.00	0.16	Open Ended Fund					No	No	Barclays Global Investors	08-May-07
A	24.78	24.78	1.00	0.02	0.47	Open Ended Fund					No	No	Barclays Global Investors	04-May-07
Q	73.58	1,359.24	18.47	0.26	18.85	Open Ended Fund	1/1	Yes	No	No	Yes	No	State Street Global Advisors	27-Apr-01
Q	65.41	2,750.43	42.05	0.56	36.58	Open Ended Fund		Yes		No	Yes	No	Vanguard	23-Sep-04
													PowerShares	Planned
													WisdomTree Investments	Planned
S	16.68	1.67	0.10	0.00	0.05	Open Ended Fund		Yes			Yes	No	First Trust Advisors	10-May-07
Q	21.24	932.44	43.90	6.06	128.66	Open Ended Fund	1/100	Yes	No	No	Yes	No	State Street Global Advisors	06-Feb-06
A	21.29	2.15	0.10	0.00	0.00	Open Ended Fund		Yes			No	No	XShares Advisors	28-Sep-07
A	23.38	2.36	0.10	0.00	0.06	Open Ended Fund		Yes			No	No	XShares Advisors	28-Sep-07
A	22.17	2.24	0.10	0.00	0.00	Open Ended Fund		Yes			No	No	XShares Advisors	28-Sep-07
A	21.62	2.18	0.10	0.00	0.01	Open Ended Fund		Yes			No	No	XShares Advisors	28-Sep-07
A	23.02	4.63	0.20	0.00	0.02	Open Ended Fund		Yes			No	No	XShares Advisors	28-Sep-07
A	22.53	2.28	0.10	0.00	0.01	Open Ended Fund		Yes			No	No	XShares Advisors	28-Sep-07
A	21.92	2.21	0.10	0.00	0.02	Open Ended Fund		Yes			No	No	XShares Advisors	28-Sep-07
A	53.77	5.38	0.10	0.00	0.05	Open Ended Fund		No	No	No	Yes	No	FocusShares	04-Dec-07
Q	25.82	609.35	23.60	0.27	6.96	Open Ended Fund	1/5	Yes		Yes	Yes	No	Barclays Global Investors	22-May-00
A (Dec)	66.73	160.15	2.40	0.05	3.29	Open Ended Fund		Yes		No	Yes	No	Vanguard	23-Sep-04
Q	15.75	17.33	1.10	0.01	0.12	Open Ended Fund					No	No	PowerShares	06-Dec-05
Q	54.10	10.82	0.20	0.00	0.11	Open Ended Fund					No	No	PowerShares	20-Sep-06
													State Street Global Advisors	Planned
													WisdomTree Investments	Planned
Q	97.88	831.98	8.50	0.06	5.77	Open Ended Fund	1/2	Yes		Yes	Yes	No	Barclays Global Investors	12-Jun-00
Q	40.04	2,386.50	59.60	4.07	162.96	Open Ended Fund	1/10	Yes	No	Yes	Yes	No	State Street Global Advisors	22-Dec-98
A (Dec)	83.14	367.40	4.42	0.02	1.73	Open Ended Fund		Yes		No	Yes	No	Vanguard	30-Jan-04
Q	56.31	5.63	0.10	0.00	0.06	Open Ended Fund		Yes	No	No	No	No	Rydex	07-Nov-06
S	16.68	4.17	0.25	0.00	0.07	Open Ended Fund		Yes			Yes	No	First Trust Advisors	10-May-07
Q	56.71	11.34	0.20	0.00	0.14	Open Ended Fund					No	No	PowerShares	20-Sep-06
Q	19.26	40.45	2.10	0.01	0.22	Open Ended Fund					Yes	No	PowerShares	26-Oct-05
													WisdomTree Investments	Planned
													VTL Associates	Planned
Q	73.52	180.12	2.45	0.01	0.82	Open Ended Fund		Yes	No	No	Yes	No	State Street Global Advisors	29-Sep-00
S (Jun, Dec)	76.27	1,250.83	16.40	0.32	24.28	Open Ended Fund		Yes	Yes	Yes	Yes	No	Barclays Global Investors	05-Dec-00
													XShares Advisors	Planned
Q	29.01	2.90	0.10	0.00	0.05	Open Ended Fund		Yes			No	No	First Trust Advisors	27-Nov-07
													WisdomTree Investments	Planned
													WisdomTree Investments	Planned
													WisdomTree Investments	Planned
													Northern Trust	Planned
													Northern Trust	Planned
S (Jun, Dec)	47.41	18.96	0.40	0.00	0.21	Open Ended Fund					No	No	Barclays Global Investors	12-Dec-07
S	52.98	21.19	0.40	0.02	1.04	Open Ended Fund					No	No	Barclays Global Investors	28-Mar-08
													Vanguard	Planned
													PowerShares	Planned
S (Jun, Dec)	51.96	25.98	0.50	0.01	0.63	Open Ended Fund		Yes	Yes		No	No	Barclays Global Investors	21-Sep-06
S (Jun, Dec)	60.50	308.55	5.10	0.03	1.87	Open Ended Fund		Yes	Yes		No	No	Barclays Global Investors	21-Sep-06
S (Jun, Dec)	150.42	1,030.38	6.85	0.13	19.56	Open Ended Fund		Yes	Yes	No	Yes	No	Barclays Global Investors	12-Nov-01
S (Jun, Dec)	74.07	314.80	4.25	0.05	3.61	Open Ended Fund		Yes	Yes	No	Yes	No	Barclays Global Investors	12-Nov-01
S (Jun, Dec)	52.71	590.35	11.20	0.07	3.93	Open Ended Fund		Yes	Yes	No	Yes	No	Barclays Global Investors	12-Nov-01
S (Jun, Dec)	61.60	169.40	2.75	0.02	1.41	Open Ended Fund		Yes	Yes		No	No	Barclays Global Investors	21-Sep-06
S (Jun, Dec)	84.85	475.16	5.60	0.06	5.37	Open Ended Fund		Yes	Yes		No	No	Barclays Global Investors	21-Sep-06
S (Jun, Dec)	61.65	376.07	6.10	0.08	5.16	Open Ended Fund		Yes	Yes	No	Yes	No	Barclays Global Investors	12-Nov-01
S (Jun, Dec)	70.08	427.51	6.10	0.09	6.60	Open Ended Fund		Yes	Yes	No	Yes	No	Barclays Global Investors	12-Nov-01
S (Jun, Dec)	65.39	277.91	4.25	0.02	1.56	Open Ended Fund		Yes	Yes		No	No	Barclays Global Investors	21-Sep-06
A	57.55	86.33	1.50	0.01	0.58	Open Ended Fund	1/200	Yes	No	No	Yes	No	State Street Global Advisors	31-Jan-07
S (Jun, Dec)	47.22	85.00	1.80	0.04	1.96	Open Ended Fund					No	No	Barclays Global Investors	12-Dec-07
Q	21.21	2,277.95	107.40	0.57	12.05	Open Ended Fund					Yes	No	PowerShares	06-Dec-05
Q	22.90	343.50	15.00	0.12	2.82	Open Ended Fund					Yes	No	PowerShares	13-Jun-07
A	24.61	369.15	15.00	0.08	2.01	Open Ended Fund		Yes	No	No	Yes	No	Claymore Securities	14-May-07
Q	27.70	191.13	6.90	0.06	1.65	Open Ended Fund					Yes	No	PowerShares	13-Jun-07
													Barclays Global Investors	Planned
A	52.87	309.29	5.85	0.08	4.16	Open Ended Fund		Yes	No	No	No	No	Van Eck Associates Corp	09-May-07
A	32.67	205.82	6.30	0.09	2.96	Open Ended Fund		Yes	No	No	No	No	Van Eck Associates Corp	15-Aug-07
A	27.05	24.35	0.90	0.06	1.71	Open Ended Fund					No	No	PowerShares	03-Apr-08
													Barclays Global Investors	Planned
A	26.31	96.82	3.68			Open Ended Fund					No	No	Claymore Securities	15-Apr-08
	40.13	4.01	0.10			Open Ended Fund				No	No	No	Van Eck Associates Corp	23-Apr-08
A	61.75	1,750.61	28.35	1.36	83.89	Open Ended Fund		Yes	No	No	Yes	No	Van Eck Associates Corp	05-Sep-07
A	22.33	17.86	0.80	0.01	0.22	Open Ended Fund		Yes	No	No	Yes	No	Claymore Securities	27-Jun-07
A	21.55	56.03	2.60	0.04	0.89	Open Ended Fund			No	No	No	No	Claymore Securities	09-Nov-07
													Barclays Global Investors	Planned

ETFs Listed in the United States



Name	Price Ticker		Intraday		Index		Round		Approx. No of Stocks		Annual TER (bps)
	Bloomberg	Reuters	NAV	NAV	Bloomberg	Reuters	Lot	ISIN	ETF	Index	
First Trust EPRA/NAREIT Global Real Estate	FFR US	FRR	FFRIV	FFRNV	UNGL				298	298	60
Claymore/Robb Report Global Luxury	ROB US	ROB.N	ROBIV	ROBNV	ROBB	.ROBB	100	US18383Q8877	42	42	70
iShares S&P Global Listed Private Equity											
International (non-US)											
Broad Based											
iShares MSCI EAFE	EFA US	EFA.A	EFAIV	IEENV	NDDUEAFE	.MXEA	100	US4642874659	814	1137	35
iShares MSCI EAFE Value	EFV US	EFV.N	EFVIV	EFVNV	MXEA000V	.IFJ	100	US4642888774	526	575	40
iShares MSCI EAFE Growth	EFG US	EFG.N	EFGIV	EFGNV	MXEA000G	.IDG	100	US4642888857	544	682	40
iShares MSCI EAFE Small Cap	SCZ US	SCZ.P	SCZIV	SCZNV	NCUDEAFE			US4642882736	600	600	40
Vanguard Europe Pacific	VEA US	VEA.A	VEAIV	VEANV	MXEA	.dMIEA0000PUS		US9219438580	1154	1154	15
iShares Dow Jones EPAC Select Dividend	IDV US	IDV	IDVIV	IDVNV	DJEPACSDT		100	US4642884484	96	100	50
WisdomTree DIEFA	DWM US	DWM.N	DWMNV	DWMNV	WTDIEFTR	.DFEF		US97717W7039	625	2300	48
WisdomTree DIEFA High-Yielding Equity	DTH US	DTH.N	DTHNV	DTHNV	WTDHYTR	.DTHID		US97717W8029	395	669	58
WisdomTree International LargeCap Dividend	DOL US	DOL.N	DOLIV	DOLIV	WTILDITR			US97717W7948	266	300	48
WisdomTree International MidCap Dividend	DIM US	DIM.N	DIMNV	DIMNV	WTIMDITR			US97717W7781	381	713	58
WisdomTree International SmallCap Dividend	DLS US	DLS.N	DLSNV	DLSNV	WTISDITR			US97717W7609	584	1317	58
WisdomTree International Dividend Top 100	DOO US	DOO.N	DOONV	DOONV	WT100TR			US97717W7864	100	100	58
SPDR S&P International Dividend	DWX US	DWX.A	DWXIV	DWXNV	SPGTD0U		100	US78463X7729			45
SPDR S&P International Mid Cap											
WisdomTree DIPR (SM)											
WisdomTree DIPR High-Yielding Equity											
Claymore/Robeco Developed International Equity	EEN US	EEW.A	EENIV	EENNV	RBDIEX	.RBDIEX	100	US18383Q1013	152	152	65
Claymore/Zacks International Yield Hog	HGI US	HGI.A	HGIIV	HGINV	ZAXIH	.ZAXIH	100	US18383Q8042	150	150	65
Vanguard FTSE All-World Ex-US	VEU US	VEU.A	VEUIV	VEUNV	FTR1ALWR			US9220427754	2164	2164	25
SPDR MSCI ACWI ex-US	CWI US	CWI.A	CWI	CWINV	NDUEACWZ	-	100	US78463X8487	700	2126	35
iShares MSCI ACWI ex US Index	ACWX US		ACWXIV	ACWXNV	NDUEACWZ			US4642882405	692	2247	35
SPDR S&P World (Ex-US)	GLW US	GLW.A	GLWIV	GLWNV	STBMWUU	.SCRTWU	100	US78463X8891	674	5527	35
SPDR S&P World (Ex-US) Small Cap	GWX US	GWX.A	GWXIV	GWXNV	STBMWUU2		100	US78463X8719	498	3991	60
PowerShares BLDRS Developed Markets 100 ADR	ADRD US	ADRD.O	ADRDIV	ADRDNV	BKTDMD	.BKTDMD	100	US09348R2013	100	100	30
WisdomTree Developing Markets											
PowerShares Dynamic Developed International Opportunities	PFA US	PFA	PFAIV	PFANV	QSGDEV	.QSGDEV	100	US73936T8053	248	248	75
PowerShares Dynamic QSG Developed International Growth											
PowerShares Dynamic QSG Developed International Value											
PowerShares FTSE RAFI Developed Markets ex-U.S.	PXF US	PXF	PXFIV	PXFNV	FRX1X		100	US73936T7899	1007	1007	75
PowerShares FTSE RAFI Developed Markets ex-U.S. Small-Mid	PDN US	PDN	PDNIV	PDNNV	FRSDXUS		100	US73936T7717	1500	1500	75
iShares FTSE Developed Small Cap ex-North America	IFSM US	IFSM.OQ	IFSMIV	IFSMNV	FSZUDXNA			US4642884971	550	2289	50
SPDR S&P EPAC	GEK US										
NETS Dow Jones Wilshire Global Ex-US											
WisdomTree International LargeCap Growth											
Sectors											
WisdomTree International Basic Materials Sector	DBN US	DBN.N	DBNIV	DBNIV	WTIBM	.DBNID		US97717W7526	147	167	58
WisdomTree International Communications Sector	DGG US	DGG.N	DGGIV	DGGIV	WTICOM	.DGGID		US97717W7450	121	136	58
WisdomTree International Consumer Cyclical Sector	DPC US	DPC.N	DPCIV	DPCIV	WTICC			US97717W7377	321	389	58
WisdomTree International Consumer Non-Cyclical Sector	DPN US	DPN.N	DPNIV	DPNIV	WTICNC	.DPNID		US97717W7294	270	338	58
WisdomTree International Energy Sector	DKA US	DKA.N	DKAIV	DKAIV	WTIE	.DKAID		US97717W7112	43	45	58
WisdomTree International Financial Sector	DRF US	DRF.N	DRFIV	DRFIV	WTIF	.DRFID		US97717W6957	287	381	58
WisdomTree International HealthCare Sector	DBR US	DBR.N	DBRIV	DBRIV	WTIH			US97717W6874	84	86	58
WisdomTree International Industrial Sector	DDI US	DDI.N	DDIIV	DDIIV	WTII			US97717W6791	394	495	58
WisdomTree International Real Estate	DRW US	DRW	DRWIV	DRWIV	WTIRE	.WTIRE		US97717W3319	67	67	58
PowerShares FTSE RAFI International Real Estate	PRY US	PRY.P	PRYIV	PRYNV			100	US73936T4250	143	143	75
WisdomTree International Technology Sector	DBT US	DBT.N	DBTIV	DBTIV	WTIT	.DBTID		US97717W6619	81	81	58
WisdomTree International Utilities Sector	DBU US	DBU.N	DBUIV	DBUIV	WTIU	.DBUID		US97717W6536	57	59	58
SPDR DJ Wilshire International Real Estate	RWX US	RWX.A	RWXIV	RWXNV	DWXRSN	.DWXRNS	100	US78463X8636	150	160	60
SPDR DJ Wilshire Global (Ex-US) Real Estate											
iShares FTSE NAREIT Global Real Estate Ex-US	IFGL US	IFGL.OQ	IFGLIV	IFGLNV	TRGXUU			US4642884898	194	197	48
iShares S&P World ex-US Property	WPS US	WPS.N	WPSIV	WPSNV	SPBMWDUN	.SCRTWU		US4642884229	195	330	48
PowerShares International Listed Private Equity	PFP US	PFP	PFPIV	PFPNV	ILPEX	.LSTPE	100	US73936T4664	32	32	75
Regional											
Emerging Markets											
iShares MSCI Emerging Markets	EEM US	EEM.A	EEMIV	EEMNV	MXEF	.MXEF	100	US4642872349	275	825	75
iShares MSCI Emerging Markets Small Cap											
Vanguard Emerging Markets	VVO US	VVO.A	HVO	HVONV	MXEF	.MSCIEF	100	US9220428588	940	940	25
PowerShares BLDRS Emerging Markets 50 ADR	ADRE US	ADRE.O	ADREI	ADREN	BKTEM	.BKTEM	100	US09348R3003	50	50	30
PowerShares FTSE RAFI Emerging Markets	PXH US	PXH	PXHIV	PXHNV	FREM		100	US73936T7634	350	350	85
WisdomTree Emerging Markets Total Dividend											
WisdomTree Emerging Markets Dividend Top 100											
WisdomTree Emerging Markets SmallCap Dividend	DGS US	DGS.N	DGSIV	DGSNV	WTEMSCTR	.DGSIV		US97717W2816	247	247	63
WisdomTree Emerging Markets High-Yielding Equity	DEM US	DEM.N	DEMIV	DEMIV	WTEMHY	.WTEMHY		US97717W3152	213	213	63
WisdomTree Asia Emerging Markets High-Yielding Equity											
WisdomTree Asia Emerging Markets Total Dividend											
Claymore - BNY Brazil, Russia, India and China (BRIC)	EEB US	EEB.A	EED	EEDNV	BKBRIC	.BKBRIC	100	US18383M1009	75	75	60
iShares MSCI BRIC	BKF US	BKF.P	BKFIV	BKFNV	NDUEBRIC			US4642866572	124	216	74
SPDR S&P BRIC 40	BIK US	BIK.A	BIKIV	BIKNV	SPPRBRIC	.SPBRIC		US78463X7984	40	40	40
SPDR S&P Emerging Asia Pacific	GMF US	GMF.A	GMFIV	GMFNV	STBMAEU	.BMIRAEXXXXUSTR	100	US78463X3017	300	930	59



Divs	Local Price ¹	AUM (USD MM) ¹	Shares Outstanding (MM) ²	Share Trd Volume (000's) ²	ADV (USD MM) ²	Fund Structure	Init. Index Ratio	Exempt from 12(d) Rule ⁴	Filed Notifications Japan ⁵	Listed as reg sec in Mexico	Options	Futures	Manager	Launch Date
S	46.74	4.67	0.10	0.00	0.10	Open Ended Fund		Yes			No	No	First Trust Advisors	30-Aug-07
A	21.75	8.70	0.40	0.00	0.04	Open Ended Fund		Yes	No	No	No	No	Claymore Securities	30-Jul-07
													Barclays Global Investors	Planned
S (Jun, Dec)	75.88	47,121.48	621.00	10.26	778.18	Open Ended Fund		Yes	Yes	Yes	Yes	No	Barclays Global Investors	17-Aug-01
S (Jun, Dec)	68.98	1,076.09	15.60	0.08	5.39	Open Ended Fund		Yes		No	Yes	No	Barclays Global Investors	05-Aug-05
S (Jun, Dec)	76.29	1,403.74	18.40	0.12	9.34	Open Ended Fund		Yes		No	No	No	Barclays Global Investors	05-Aug-05
S (Jun, Dec)	48.05	57.66	1.20	0.02	0.96	Open Ended Fund					No	No	Barclays Global Investors	12-Dec-07
	46.56	1,198.45	25.74	0.36	16.68	Open Ended Fund					Yes	No	Vanguard	26-Jul-07
A	43.84	63.57	1.45	0.02	0.91	Open Ended Fund					No	No	Barclays Global Investors	15-Jun-07
A	66.65	466.55	7.00	0.05	3.62	Open Ended Fund					No	No	WisdomTree Investments	16-Jun-06
A	63.06	252.24	4.00	0.02	1.06	Open Ended Fund					No	No	WisdomTree Investments	16-Jun-06
A	65.21	163.03	2.50	0.01	0.88	Open Ended Fund					No	No	WisdomTree Investments	16-Jun-06
A	64.58	213.11	3.30	0.03	1.99	Open Ended Fund					No	No	WisdomTree Investments	16-Jun-06
A	63.02	510.43	8.10	0.04	2.42	Open Ended Fund					No	No	WisdomTree Investments	16-Jun-06
A	66.55	392.65	5.90	0.02	1.53	Open Ended Fund					No	No	WisdomTree Investments	16-Jun-06
Q	75.20	30.08	0.40	0.01	0.49	Open Ended Fund					No	No	State Street Global Advisors	19-Feb-08
													State Street Global Advisors	Planned
													WisdomTree Investments	Planned
A	23.94	4.84	0.20	0.00	0.02	Open Ended Fund		Yes	No	No	Yes	No	Claymore Securities	01-Mar-07
Q	23.03	9.21	0.40	0.00	0.08	Open Ended Fund		Yes	No	No	No	No	Claymore Securities	11-Jul-07
	57.06	1,802.75	31.59	0.24	13.78	Open Ended Fund					Yes	No	Vanguard	08-Mar-07
A	40.36	282.52	7.00	0.06	2.34	Open Ended Fund	1/8	Yes	No	No	No	No	State Street Global Advisors	17-Jan-07
S	54.24	21.70	0.40	0.01	0.55	Open Ended Fund					No	No	Barclays Global Investors	31-Mar-08
Q	32.08	25.66	0.80	0.00	0.13	Open Ended Fund	1/10	Yes			No	No	State Street Global Advisors	26-Apr-07
A	33.20	358.56	10.80	0.08	2.55	Open Ended Fund	1/10	Yes			No	No	State Street Global Advisors	26-Apr-07
Q	30.16	153.82	5.10	0.04	1.35	Open Ended Fund		Yes			Yes	No	PowerShares	13-Nov-02
													WisdomTree Investments	Planned
Q	23.57	77.78	3.30	0.02	0.38	Open Ended Fund					Yes	No	PowerShares	13-Jun-07
													PowerShares	Planned
													PowerShares	Planned
Q	48.19	86.74	1.80	0.01	0.51	Open Ended Fund					Yes	No	PowerShares	25-Jun-07
Q	23.84	14.30	0.60	0.00	0.10	Open Ended Fund					Yes	No	PowerShares	27-Sep-07
S (Jun, Dec)	45.50	18.20	0.40	0.00	0.19	Open Ended Fund					No	No	Barclays Global Investors	19-Nov-07
													State Street Global Advisors	Planned
													Northern Trust	Planned
													WisdomTree Investments	Planned
A	40.57	105.48	2.60	0.04	1.69	Open Ended Fund					No	No	WisdomTree Investments	13-Oct-06
A	31.73	25.38	0.80	0.02	0.78	Open Ended Fund					No	No	WisdomTree Investments	13-Oct-06
A	26.81	5.36	0.20	0.03	0.83	Open Ended Fund					No	No	WisdomTree Investments	13-Oct-06
A	28.07	33.68	1.20	0.01	0.24	Open Ended Fund					No	No	WisdomTree Investments	13-Oct-06
A	37.49	67.48	1.80	0.02	0.91	Open Ended Fund					No	No	WisdomTree Investments	13-Oct-06
A	25.36	20.29	0.80	0.01	0.38	Open Ended Fund					No	No	WisdomTree Investments	13-Oct-06
A	25.03	20.02	0.80	0.01	0.16	Open Ended Fund					No	No	WisdomTree Investments	13-Oct-06
A	31.55	50.48	1.60	0.01	0.31	Open Ended Fund					No	No	WisdomTree Investments	13-Oct-06
A	43.79	131.37	3.00	0.03	1.12	Open Ended Fund					No	No	WisdomTree Investments	05-Jun-07
Q	23.80	2.38	0.10	0.00	0.03	Open Ended Fund					Yes	No	PowerShares	28-Dec-07
A	24.24	9.70	0.40	0.00	0.07	Open Ended Fund					No	No	WisdomTree Investments	13-Oct-06
A	33.09	79.42	2.40	0.02	0.70	Open Ended Fund					No	No	WisdomTree Investments	13-Oct-06
Q	55.44	1,126.49	20.32	0.13	7.45	Open Ended Fund	1/100	Yes	No	No	Yes	No	State Street Global Advisors	19-Dec-06
													State Street Global Advisors	Planned
A	44.61	22.31	0.50	0.01	0.53	Open Ended Fund					No	No	Barclays Global Investors	19-Nov-07
A	46.35	88.07	1.90	0.02	1.02	Open Ended Fund					No	No	Barclays Global Investors	07-Aug-07
Q	22.70	15.89	0.70	0.01	0.21	Open Ended Fund					Yes	No	PowerShares	27-Sep-07
S (Jun, Dec)	147.00	26,460.00	180.00	13.10	1,926.09	Open Ended Fund		Yes	Yes	Yes	Yes	No	Barclays Global Investors	07-Apr-03
													Barclays Global Investors	Planned
A (Dec)	102.11	7,288.92	71.38	0.92	93.50	Open Ended Fund		Yes		Yes	Yes	No	Vanguard	04-Mar-05
Q	54.47	920.54	16.90	0.39	21.42	Open Ended Fund		Yes			Yes	No	PowerShares	13-Nov-02
Q	25.10	85.32	3.40	0.04	0.99	Open Ended Fund					Yes	No	PowerShares	27-Sep-07
													WisdomTree Investments	Planned
													WisdomTree Investments	Planned
A	45.60	68.40	1.50	0.02	0.71	Open Ended Fund					No	No	WisdomTree Investments	30-Oct-07
A	55.36	215.90	3.90	0.07	3.99	Open Ended Fund					No	No	WisdomTree Investments	13-Jul-07
													WisdomTree Investments	Planned
													WisdomTree Investments	Planned
A	53.55	1,210.28	22.60	0.47	24.94	Open Ended Fund		No	No	No	Yes	No	Claymore Securities	21-Sep-06
S (Jun, Dec)	57.10	137.04	2.40	0.06	3.47	Open Ended Fund					No	No	Barclays Global Investors	16-Nov-07
A	32.24	312.73	9.70	0.11	3.64	Open Ended Fund	1/100				Yes	No	State Street Global Advisors	22-Jun-07
A	81.07	113.50	1.40	0.03	2.29	Open Ended Fund	1/3	Yes			Yes	No	State Street Global Advisors	23-Mar-07

ETFs Listed in the United States



Name	Price Ticker		Intraday		Index		Round		Approx. No of Stocks		Annual TER (bps)
	Bloomberg	Reuters	NAV	NAV	Bloomberg	Reuters	Lot	ISIN	ETF	Index	
SPDR S&P Emerging Markets	GMM US	GMM.A	GMMIV	GMMNV	STBMEMU	.BMIREMXXXUSTR	100	US78463X5095	600	1525	59
SPDR S&P Emerging Markets Small Cap											
SPDR S&P Emerging Europe	GUR US	GUR.A	GURIV	GURNV	STBMEECQ	.SPCBMICQREEUT	100	US78463X6085	75	141	59
Wilder Asian Emerging Markets											
iShares S&P Emerging Markets Infrastructure											
PowerShares Emerging Markets Infrastructure											
Claymore/BNY Frontier Select DR											
PowerShares MENA Frontier Countries											
Asia/Pacific											
iShares S&P Asia 50	AIA US	AIA.P	AIAIV	AIANV	SPA50	.AIATC		US4642884302	50	50	50
Powershares BLDRS Asia 50 ADR	ADRA US	ADRA.O	ADRAI	ADRAN	BKTAS	.BKTAS	100	US09348R1023	50	50	30
Vanguard Pacific Stock	VPL US	VPLA	SVY	SVYNV	MXPC	.MXPC	100	US9220428661	591	591	12
WisdomTree Pacific ex-Japan Dividend	DND US	DND.N	DNDNV	DNDNV	WTDIPRTR			US97717W8284	239	396	48
WisdomTree Pacific ex-Japan High-Yielding Equity	DNH US	DNH.N	DNHNV	DNHNV	WTDPHYTR			US97717W8102	95	95	58
iShares MSCI Pacific ex Japan	EPP US	EPP.A	EPPIV	EPPNV	NDDUPFXJ	.MXPCJ	100	US4642866655	177	178	50
PowerShares Dynamic Asia Pacific	PUA US	PUA	PUAIV	PUANV	QSGAPO	.QSGAPO	100	US73936T1025	126	126	75
PowerShares FTSE RAFI Asia Pacific ex-Japan	PAF US	PAF	PAFIV	PAFNV	FRDAPXJ	.FTFRX1C	100	US73936T8541	138	138	80
PowerShares FTSE RAFI Asia Pacific Ex-Japan Small-Mid	PDQ US	PDQ	PDQIV	PDQNV	FRSDPXJ		100	US73936T8475	207	207	80
iShares FTSE EPRA/NAREIT Asia	IFAS US	IFAS.OQ	IFASIV	IFASN	TRGASU	.FTERASS		US4642884633	84	81	48
iShares MSCI All Country Asia ex Japan											
NETS FTSE EPRA NAREIT Asia											
SPDR S&P Asia Pacific	GAO US										
First Trust ISE Chindia	FNI US	FNI	FNIIV	FNINV	ICK	.ICK		US33733A1025	50	50	60
Europe, Middle East & Africa											
iShares MSCI-EMU	EZU US	EZU.A	EZUIV	EZUNV	NDDUEMU		100	US4642866085	296	313	59
iShares S&P Europe 350	IEV US	IEV.A	IEVIV	IEVNV	SPTR350N		100	US4642878619	354	350	60
SPDR S&P Europe	GEU US										
SPDR S&P Middle East and Africa	GAF US	GAF.A	GAFIV	GAFNV	STBMEU	.BMIREMXXXUSTR	100	US78463X8065	150	252	59
SPDR DJ EURO STOXX 50	FEZ US	FEZ.N	FEZIV	FEZNV	SX5E	.SX5P	100	US78463X2027	50	50	32
SPDR DJ Stoxx 50	FEU US	FEU.N	FEUIV	FEUNV	SX5P	.SX5E	100	US78463X1037	50	50	31
Powershares BLDRS Europe 100 ADR	ADRU US	ADRU.O	ADRUI	ADRUN	BKTEUR	.BKTEUR	100	US09348R4092	100	100	30
Vanguard European	VGK US	VGK.A	SVK	SVKNV	MSEREURP	.MSEREURP	100	US9220428745	639	639	12
WisdomTree Europe High-Yielding Equity	DEW US	DEW.N	DEWNV	DEWNV	WTEHYTR			US97717W8771	158	329	58
WisdomTree Europe Total Dividend	DEB US	DEB.N	DEBNV	DEBNV	WTEHYTR			US97717W8854	335	1124	48
WisdomTree Europe SmallCap Dividend	DFF US	DFF.N	DFFNV	DFFNV	WTEHYTR			US97717W8698	495	495	58
PowerShares Dynamic Europe	PEH US	PEH	PEHIV	PEHNV	QSGEUR	.QSGEUR	100	US73936T4094	247	247	75
PowerShares FTSE RAFI Europe	PEF US	PEF	PEFIV	PEFNV	FREU	.FTFREUn	100	US73936T7550	462	462	75
PowerShares FTSE RAFI Europe Small-Mid	PWD US	PWD	PWDIV	PWDNV	FRSDEURS		100	US73936T7485	639	639	75
iShares FTSE EPRA/NAREIT Europe	IFEU US	IFEU.OQ	IFEUIV	IFEUN	NUPRA			US4642884716	95	99	48
NETS FTSE EPRA NAREIT Europe											
First Trust Europe Select AlphaDEX											
iShares MSCI Emerging Markets Eastern Europe											
WisdomTree Middle East Dividend											
Latin America											
iShares S&P Latin America 40	ILF US	ILF.A	ILFIV	ILFNV	SPTRL40N		100	US4642873909	40	40	50
SPDR S&P Latin America	GML US	GML.A	GMLIV	GMLNV	STBMLAU	.BMIRLAXXXXUSTR	100	US78463X7075	50	202	59
WisdomTree Latin America Total Dividend											
Wilder Latin American											
Powershares FTSE RAFI Latin America											
North America											
iShares FTSE EPRA/NAREIT North America	IFNA US	IFNA.OQ	IFNAIV	IFNAN	TRGNAU	.FTUGNA		US4642884559	128	122	48
NETS FTSE EPRA NAREIT Americas											
Country Specific International											
Asia/Pacific											
Australia											
iShares MSCI-Australia	EWA US	EWA	EWAIV	EWANV	NDDUAS	.MXAU	100	US4642861037	83	83	59
WisdomTree Australia Total Dividend											
Powershares FTSE RAFI Australia											
Powershares Dynamic QSG Australia											
NETS S&P/ASX 200 Index	AUS US	AUS.A	AUSIV	AUSNV	AS51	.AXJO		US64118K5065	200	200	47
China											
iShares FTSE/XINHUA China 25	FXI US	FXI.N	FXIIV	FXINV	XIN0I	.FTXIN25	100	US4642871846	25	25	74
PowerShares Halter Golden Dragon China	PGJ US	PGJ.A	TGJ	TGJNV	HXC	.HXC	100	US73935X4016	51	51	60
SPDR S&P China	GXC US	GXC.A	GXCIV	GXCNV	STBCCNU	.BMICCXXXXXUSTR	100	US78463X4007	100	151	59
WisdomTree China Total Dividend											
Powershares FTSE RAFI China											
Wilder China											
iShares FTSE China (HK Listed)											
Claymore/Alphashares China Real Estate	TAO US	TAO.P	TAOIV	TAONV	ACNRE	.ACNRE	100	US18383Q8612	49	49	65
Claymore/Alphashares China Small Cap	HAO US	HAO.A	HAOIV	HAONV	ACNSC	.ACNSC	100	US18383Q8539	120	120	70
NETS Hang Seng China Enterprises	HKG US	HKG.A	HKGIV	HKGNV	HS100			US64118K3086	43	43	47
Hong Kong											
iShares MSCI-Hong Kong	EWK US	EWK	EWKIV	EWKNV	NDDUHK	.MXHK	100	US4642868719	41	41	59
WisdomTree Hong Kong Total Dividend											
Powershares FTSE RAFI Hong Kong											
NETS Hang Seng Index											



Divs	Local Price ¹	AUM (USD MM) ¹	Shares Outstanding (MM) ²	Share Trd Volume (000's) ²	ADV (USD MM) ²	Fund Structure	Init. Index Ratio	Exempt from 12(d) Rule ⁴	Filed Notifications Japan ⁵	Listed as reg sec in Mexico	Options	Futures	Manager	Launch Date
A	75.87	53.11	0.70	0.01	0.52	Open Ended Fund	1/4	Yes			Yes	No	State Street Global Advisors	23-Mar-07
													State Street Global Advisors	Planned
A	69.08	96.71	1.40	0.05	3.57	Open Ended Fund	1/15	Yes			No	No	State Street Global Advisors	23-Mar-07
													XShares Advisors	Planned
													Barclays Global Investors	Planned
													PowerShares	Planned
													Claymore Securities	Planned
													PowerShares	Planned
S (Jun, Dec)	46.18	36.94	0.80	0.03	1.25	Open Ended Fund					No	No	Barclays Global Investors	16-Nov-07
Q	33.65	109.36	3.25	0.02	0.74	Open Ended Fund		Yes			Yes	No	PowerShares	13-Nov-02
A (Dec)	66.43	1,672.57	25.18	0.12	7.80	Open Ended Fund		Yes		Yes	Yes	No	Vanguard	04-Mar-05
A	79.11	158.22	2.00	0.01	0.77	Open Ended Fund					No	No	WisdomTree Investments	16-Jun-06
A	67.38	60.65	0.90	0.01	0.51	Open Ended Fund					No	No	WisdomTree Investments	16-Jun-06
S (Jun, Dec)	148.99	3,963.13	26.60	0.27	39.53	Open Ended Fund		Yes	Yes	Yes	No	No	Barclays Global Investors	25-Oct-01
Q	25.98	36.37	1.40	0.01	0.20	Open Ended Fund					Yes	No	PowerShares	13-Jun-07
Q	54.10	32.46	0.60	0.01	0.34	Open Ended Fund					Yes	No	PowerShares	25-Jun-07
Q	22.58	13.55	0.60	0.00	0.06	Open Ended Fund					Yes	No	PowerShares	27-Sep-07
A	42.45	8.49	0.20	0.00	0.13	Open Ended Fund					No	No	Barclays Global Investors	19-Nov-07
													Barclays Global Investors	Planned
													Northern Trust	Planned
													State Street Global Advisors	Planned
S	23.32	89.78	3.85	0.05	1.23	Open Ended Fund		Yes			Yes	No	First Trust Advisors	11-May-07
S (Jun, Dec)	113.22	2,728.60	24.10	0.45	50.48	Open Ended Fund		Yes		Yes	No	No	Barclays Global Investors	14-Jul-00
S (Jun, Dec)	109.52	2,469.68	22.55	0.44	47.91	Open Ended Fund		Yes	Yes	Yes	Yes	No	Barclays Global Investors	25-Jul-00
													State Street Global Advisors	Planned
A	69.73	167.35	2.40	0.04	2.99	Open Ended Fund	1/4	Yes			Yes	No	State Street Global Advisors	26-Mar-07
Q	58.45	452.99	7.75	0.22	12.70	Open Ended Fund	1/100	Yes	No	Yes	Yes	No	State Street Global Advisors	21-Oct-01
Q	49.39	116.07	2.35	0.03	1.33	Open Ended Fund	1/100	Yes	No	No	No	No	State Street Global Advisors	21-Oct-01
Q	30.34	43.99	1.45	0.00	0.12	Open Ended Fund		Yes			Yes	No	PowerShares	13-Nov-02
A (Dec)	72.01	2,932.32	40.72	0.26	18.81	Open Ended Fund		Yes		Yes	Yes	No	Vanguard	04-Mar-05
A	61.49	49.19	0.80	0.01	0.57	Open Ended Fund					No	No	WisdomTree Investments	16-Jun-06
A	64.54	45.18	0.70	0.01	0.46	Open Ended Fund					No	No	WisdomTree Investments	16-Jun-06
A	58.36	46.69	0.80	0.00	0.21	Open Ended Fund					No	No	WisdomTree Investments	16-Jun-06
Q	22.76	9.10	0.40	0.00	0.04	Open Ended Fund					Yes	No	PowerShares	13-Jun-07
Q	48.34	9.67	0.20	0.00	0.10	Open Ended Fund					Yes	No	PowerShares	25-Jun-07
Q	23.54	7.06	0.30	0.00	0.02	Open Ended Fund					Yes	No	PowerShares	27-Sep-07
A	49.50	4.95	0.10	0.00	0.04	Open Ended Fund					No	No	Barclays Global Investors	19-Nov-07
													Northern Trust	Planned
													First Trust Advisors	Planned
													Barclays Global Investors	Planned
													WisdomTree Investments	Planned
S (Jun, Dec)	282.85	4,327.61	15.30	0.50	142.61	Open Ended Fund		Yes	Yes	Yes	Yes	No	Barclays Global Investors	25-Oct-01
A	90.71	117.92	1.30	0.05	4.27	Open Ended Fund	1/5	Yes			No	No	State Street Global Advisors	23-Mar-07
													WisdomTree Investments	Planned
													XShares Advisors	Planned
													PowerShares	Planned
A	48.55	4.86	0.10	0.00	0.22	Open Ended Fund					No	No	Barclays Global Investors	19-Nov-07
													Northern Trust	Planned
S (Jun, Dec)	28.79	1,474.05	51.20	1.80	51.76	Open Ended Fund		Yes			Yes	No	Barclays Global Investors	12-Mar-96
													WisdomTree Investments	Planned
													PowerShares	Planned
													PowerShares	Planned
A	26.12	2.61	0.10	0.00	0.13	Open Ended Fund					Yes	No	Northern Trust	09-Apr-08
S (Jun, Dec)	152.01	7,486.49	49.25	6.67	1,013.87	Open Ended Fund		Yes	Yes	Yes	Yes	No	Barclays Global Investors	08-Oct-04
Q	28.90	572.22	19.80	0.49	14.17	Open Ended Fund					Yes	No	PowerShares	09-Dec-04
A	78.60	157.20	2.00	0.07	5.25	Open Ended Fund	1/6	Yes			Yes	No	State Street Global Advisors	23-Mar-07
													WisdomTree Investments	Planned
													PowerShares	Planned
													XShares Advisors	Planned
													Barclays Global Investors	Planned
A	21.41	29.97	1.40	0.03	0.69	Open Ended Fund				No	No	No	Claymore Securities	18-Dec-07
A	24.29	9.72	0.40	0.01	0.33	Open Ended Fund				No	No	No	Claymore Securities	30-Jan-08
A	25.49	2.55	0.10			Open Ended Fund					Yes	No	Northern Trust	16-Apr-08
S (Jun, Dec)	19.21	2,204.35	114.75	5.45	104.71	Open Ended Fund		Yes		Yes	Yes	No	Barclays Global Investors	18-Mar-96
													WisdomTree Investments	Planned
													PowerShares	Planned
													Northern Trust	Planned

ETFs Listed in the United States



	Name	Price Ticker		Intraday		Index		Round	Lot	ISIN	Approx. No of Stocks		Annual TER (bps)
		Bloomberg	Reuters	NAV	NAV	Bloomberg	Reuters				ETF	Index	
India													
	WisdomTree India Earnings	EPI US	EPI.N	EPIIV	EPINV	WTIND				US97717W4226	120	120	88
	PowerShares India Portfolio	PIN US		PINIV	PINNV	III				US73935L1008	50	50	78
	PowerShares India Tiger	PGK US											
	WisdomTree India Total Dividend												
	BGI S&P India Nifty 50 Index												
Japan													
	iShares MSCI-Japan	EWJ US	EWJ	EWJIV	EWJNV	NDDUJN	.MSNRJP=U	100		US4642868487	325	369	59
	iShares MSCI Japan Small Cap	SCJ US	SCJ.P	SCJIV	SCJNV	NCUAJN				US4642865822	531	794	59
	iShares S&P/TOPIX 150	ITF US	ITF	ITFV	ITFNV	SPTPX	.SPTPX	100		US4642873826	147	150	50
	SPDR Russell/Nomura PRIME Japan	JPP US	JPP.A	JPPIV	JPPNV	RNPRI	.RNPR2	100		US78463X8305	400	1000	51
	SPDR Russell/Nomura Small Cap Japan	JSC US	JSC.A	JSCIV	JSCNV	RNSCI	.RNSC2	100		US78463X8222	300	1382	56
	WisdomTree Japan High-Yielding Equity	DNL US	DNL.N	DNLNV	DNLNV	WTJHYTR				US97717W8441	243	243	58
	WisdomTree Japan Total Dividend	DXJ US	DXJ.N	DXJNV	DXJNV	WTJDITR				US97717W8516	311	810	48
	WisdomTree Japan SmallCap Dividend	DFJ US	DFJ.N	DFJNV	DFJNV	WTJSECTR				US97717W8367	510	510	58
	Powershares Dynamic QSG Japan												
	PowerShares FTSE RAFI Japan	PJO US	PJOIV	PJOIV	PJONV	FRJPN	.FTFRJPN	100		US73936T6982	347	347	75
	First Trust Japan Select AlphaDEX												
	NETS Tokyo Stock Exchange REIT												
	NETS TOPIX Index	TYI US	TYI.A	TYIIV	TYINV	TPX100				US64118K4076			47
Malaysia													
	iShares MSCI-Malaysia	EWM US	EWM.A	EWMIV	EWMNV	NDDUMAF	.MSDUMAF	100		US4642868305	76	75	59
	WisdomTree Malaysia Total Dividend												
	NETS FTSE Bursa Malaysia 100												
Singapore													
	iShares MSCI-Singapore	EWS US	EWS	EWSIV	EWSNV	MXSG	.MXSG	100		US4642866739	42	41	59
	WisdomTree Singapore Total Dividend												
	NETS FTSE Singapore Straits Times												
South Korea													
	iShares MSCI-South Korea	EWY US	EWY	EWYIV	EWYNV	MXKR	.MSCIKR	100		US4642867729	79	73	74
	WisdomTree South Korea Total Dividend												
	Powershares FTSE RAFI South Korea												
Taiwan													
	iShares MSCI-Taiwan	EWT US	EWT.A	EWTIV	EWTNV	NDEUSTW	.MSEUSTW	100		US4642867315	101	101	74
	WisdomTree Taiwan Total Dividend												
	Powershares FTSE RAFI Taiwan												
	NETS TSEC Taiwan 50 Index												
Thailand													
	iShares MSCI Thailand Investable Market	THD US		THDIV	THDNV	MIMUTHAN				US4642866242	68	68	74
	NETS FTSE SET 30												
Europe \ Africa													
Austria													
	iShares MSCI-Austria	EWO US	EWO	EWOIV	EWONV	NDDUAT	.MXAT	100		US4642862027	22	13	59
Belgium													
	iShares MSCI-Belgium	EWK US	EWK	EWKIV	EWKIV	MXBE	.MXBE	100		US4642863017	22	20	59
	NETS BEL 20 Index												
Chile													
	iShares MSCI Chile	ECH US	ECH.P	ECHIV	ECHNV	MXCL	.dMICL00000P			US4642866408	29	27	74
France													
	iShares MSCI-France	EWQ US	EWQ	EWQIV	EWQNV	NDDUFR	.MXFR	100		US4642867075	62	62	59
	WisdomTree France Total Dividend												
	Powershares FTSE RAFI France												
	Powershares Dynamic QSG France												
	NETS CAC40	FRC US	FRC.A	FRCIV	FRCNV	CAC	.FCHI			US64118K2096	40	40	47
Germany													
	iShares MSCI-Germany	EWG US	EWG	EWGIV	EWGNV	NDDUGR	.MSDUGR	100		US4642868065	50	50	59
	WisdomTree Germany Total Dividend												
	Powershares FTSE RAFI Germany												
	Powershares Dynamic QSG Germany												
	NETS DAX		DAX.A	DAXIV	DAXNV	DAX	.DAX			US64118K1007	30	30	47
Greece													
	NETS FTSE/ATHEX 20 Index												
Ireland													
	NETS ISEQ 20 Index												
Israel													
	iShares MSCI Israel Capped Investable Market	EIS US		EISIV	EISNV	MISCNU				US4642866325	68	69	74
	Wilder Israel												
	NETS TA-25 Index												
	WisdomTree Israel Total Dividend Fund												
Italy													
	iShares MSCI-Italy	EWI US	EWI	EWIIV	EWINV	NDDUIT	.MXIT	100		US4642868552	38	38	59
	NETS S&P/MIB Index												
Netherlands													
	iShares MSCI-Netherlands	EWN US	EWN	EWNIV	EWNNV	NDDUNE		100		US4642868149	26	26	59



Divs	Local Price ¹	AUM (USD MM) ¹	Shares Outstanding (MM) ²	Share Trd Volume (000's) ²	ADV (USD MM) ²	Fund Structure	Init. Index Ratio	Exempt from 12(d) Rule ⁴	Filed Notifications Japan ⁵	Listed as reg sec in Mexico	Options	Futures	Manager	Launch Date
A	23.52	258.72	11.00	0.52	12.19	Open Ended Fund					No	No	WisdomTree Investments	22-Feb-08
A	25.06	42.70	1.70	0.09	2.24	Open Ended Fund					No	No	PowerShares	05-Mar-08
													PowerShares	Planned
													WisdomTree Investments	Planned
													barclays Global Investors	Planned
S (Jun, Dec)	13.13	8,019.80	610.80	19.10	250.73	Open Ended Fund		Yes		Yes	Yes	No	Barclays Global Investors	18-Mar-96
S (Jun, Dec)	49.60	9.92	0.20	0.00	0.09	Open Ended Fund					No	No	Barclays Global Investors	21-Dec-07
S (Jun, Dec)	116.46	209.63	1.80	0.02	2.53	Open Ended Fund		Yes		Yes	Yes	No	Barclays Global Investors	23-Oct-01
A	49.75	39.80	0.80	0.01	0.29	Open Ended Fund	1/25	Yes	No	No	Yes	No	State Street Global Advisors	14-Nov-06
A	44.05	96.91	2.20	0.02	0.72	Open Ended Fund	1/10	Yes	No	No	Yes	No	State Street Global Advisors	14-Nov-06
A	51.41	30.85	0.60	0.00	0.14	Open Ended Fund					No	No	WisdomTree Investments	16-Jun-06
A	50.49	30.29	0.60	0.00	0.09	Open Ended Fund					No	No	WisdomTree Investments	16-Jun-06
A	44.95	76.42	1.70	0.01	0.25	Open Ended Fund					No	No	WisdomTree Investments	16-Jun-06
													PowerShares	Planned
Q	47.20	4.72	0.10	0.00	0.06	Open Ended Fund					Yes	No	PowerShares	25-Jun-07
													First Trust Advisors	Planned
													Northern Trust	Planned
A	26.17	15.70	0.60			Open Ended Fund					Yes	No	Northern Trust	16-Apr-08
S (Jun, Dec)	11.73	1,053.94	89.85	2.93	34.42	Open Ended Fund		Yes	Yes	Yes	Yes	No	Barclays Global Investors	18-Mar-96
													WisdomTree Investments	Planned
													Northern Trust	Planned
S (Jun, Dec)	13.54	1,964.65	145.10	2.67	36.09	Open Ended Fund		Yes		Yes	No	No	Barclays Global Investors	18-Mar-96
													WisdomTree Investments	Planned
													Northern Trust	Planned
S (Jun, Dec)	57.25	2,745.14	47.95	2.13	121.87	Open Ended Fund		Yes	Yes	Yes	Yes	No	Barclays Global Investors	10-May-00
													WisdomTree Investments	Planned
													PowerShares	Planned
S (Jun, Dec)	16.10	3,967.04	246.40	10.83	174.39	Open Ended Fund		Yes	Yes	Yes	Yes	No	Barclays Global Investors	23-Sep-00
													WisdomTree Investments	Planned
													PowerShares	Planned
													Northern Trust	Planned
S	51.51	30.91	0.60	0.05	2.70	Open Ended Fund					No	No	Barclays Global Investors	28-Mar-08
													Northern Trust	Planned
S (Jun, Dec)	37.21	334.89	9.00	0.08	2.93	Open Ended Fund		Yes		Yes	No	No	Barclays Global Investors	18-Mar-96
S (Jun, Dec)	24.41	316.35	12.96	0.14	3.41	Open Ended Fund		Yes		No	No	No	Barclays Global Investors	18-Mar-96
													Northern Trust	Planned
S (Jun, Dec)	49.00	80.85	1.65	0.05	2.33	Open Ended Fund					No	No	Barclays Global Investors	16-Nov-07
S (Jun, Dec)	36.35	472.55	13.00	0.37	13.32	Open Ended Fund		Yes		Yes	No	No	Barclays Global Investors	18-Mar-96
													WisdomTree Investments	Planned
													PowerShares	Planned
													PowerShares	Planned
A	25.43	2.54	0.10			Open Ended Fund					Yes	No	Northern Trust	16-Apr-08
S (Jun, Dec)	32.98	1,889.75	57.30	1.82	59.89	Open Ended Fund		Yes		Yes	Yes	No	Barclays Global Investors	18-Mar-96
													WisdomTree Investments	Planned
													PowerShares	Planned
													PowerShares	Planned
A	25.53	5.11	0.20	0.01	0.14	Open Ended Fund					Yes	No	Northern Trust	11-Apr-08
													Northern Trust	Planned
													Northern Trust	Planned
S	53.34	8.00	0.15	0.06	3.30	Open Ended Fund					No	No	Barclays Global Investors	28-Mar-08
													XShares Advisors	Planned
													Northern Trust	Planned
													WisdomTree Investments	Planned
S (Jun, Dec)	31.05	284.11	9.15	0.46	14.34	Open Ended Fund		Yes		Yes	No	No	Barclays Global Investors	18-Mar-96
													Northern Trust	Planned
S (Jun, Dec)	29.44	278.21	9.45	0.13	3.94	Open Ended Fund		Yes		Yes	No	No	Barclays Global Investors	18-Mar-96

ETFs Listed in the United States



Name	Price Ticker		Intraday		Index		Round		Approx. No of Stocks		Annual TER (bps)
	Bloomberg	Reuters	NAV	NAV	Bloomberg	Reuters	Lot	ISIN	ETF	Index	
NETS AEX-Index											
Portugal											
NETS PSI 20 Index											
Russia											
Market Vectors Russia	RSX US	RSX.N	RSXIV	RSXNV	DXRPUS	.DAXRPUS	1	US57060U5065	39	39	69
NETS RTS Index											
South Africa											
iShares MSCI-South Africa	EZA US	EZA.A	EZAIV	EZANV	MXZA	.MXZA	100	US4642867802	50	50	74
WisdomTree South Africa Total Dividend											
Powershares FTSE RAFI South Africa											
NETS FTSE/JSE Top 40 Index											
Spain											
iShares MSCI-Spain	EWP US	EWP	EWPIV	EWPNV	NDDUSP		100	US4642867646	39	33	59
Sweden											
iShares MSCI-Sweden	EWD US	EWD	EWDIV	EWDNV	NDDUSW		100	US4642867562	47	47	59
Switzerland											
iShares MSCI-Switzerland	EWL US	EWL	EWLIV	EWLNV	MXCH	.MXCH	100	US4642867497	42	38	59
Turkey											
iShares MSCI Turkey Investable Market	TUR US		TURIV	TURNV	MIMUTURN			US4642867158	64	68	74
United Kingdom											
iShares MSCI-United Kingdom	EWU US	EWU	EWUIV	EWUNV	NDDUUK		100	US4642866994	157	155	59
Powershares FTSE RAFI United Kingdom											
WisdomTree United Kingdom High-Yielding Equity											
WisdomTree United Kingdom Total Dividend											
Powershares Dynamic QSG UK											
NETS FTSE 100 Index	LDN US	LDN.A	LDNIV	LDNNV	UKX	.FTSE		US64118K6055	102	102	47
Americas											
Brazil											
iShares MSCI-Brazil	EWZ US	EWZ.A	EWKIV	EWZNV	NDUEBRAF	.MSNRBR=U	100	US4642864007	48	47	74
Powershares FTSE RAFI Brazil											
Wildier Brazil											
Canada											
iShares MSCI-Canada	EWZ US	EWZ	EWKIV	EWZNV	NDUEBRAF	.MSNRBR=U	100	US4642864007	48	47	74
WisdomTree Canada Total Dividend											
Powershares Dynamic QSG Canada											
Powershares FTSE RAFI Canada											
Claymore/Clear Canadian Royalty Trust ETF											
Mexico											
iShares MSCI-Mexico	EWZ US	EWZ	EWKIV	EWZNV	NDUEBRAF	.MSNRBR=U	100	US4642864007	48	47	74
Powershares FTSE RAFI Mexico											
Leveraged											
Rydex 2x S&P MidCap 400	RMM US	RMM.A	RMMNV	RMMNV	MID	.MID		US78355W7598			70
Rydex Dynamic S&P MidCap 400 Growth											
ProShares Ultra S&P MidCap 400/Citigroup Growth											
Rydex Dynamic S&P MidCap 400 Value											
ProShares Ultra S&P MidCap 400 Citigroup Value											
Rydex 2x S&P 500	RSU US	RSU.A	RSUNV	RSUNV	SPX	.SPX		US78355W7838			70
Rydex Dynamic S&P 500 Growth											
ProShares Ultra S&P500/Citigroup Growth											
Rydex Dynamic S&P 500 Value											
ProShares Ultra S&P500/Citigroup Value											
Rydex 2x Russell 2000	RRY US	RRY.A	RRYNV	RRYNV	RTY	.RUT		US78355W7267			70
ProShares Ultra30	DDM US	DDM	DKB	DKBNV	INDU	.DJI		US74347R3057			95
ProShares UltraMidCap400	MVV US	MVV	MXR	MXRNV	MID	.MID		US74347R4048			95
ProShares Ultra100	QLD US	QLD	ECJ	ECJNV	NDX	.NDX		US74347R2067			95
ProShares Ultra500	SSO US	SSO	SEV	SEVNV	SPX	.SPX		US74347R1077			95
ProShares Ultra S&P SmallCap600	SAA US	SAA	SAAIV	SAANV	SML	.SML		US74347R8189		600	95
Rydex Dynamic S&P SmallCap 600											
Rydex Dynamic S&P SmallCap 600 Growth											
ProShares Ultra S&P SmallCap 600/Citigroup Growth											
Rydex Dynamic S&P SmallCap 600 Value											
ProShares Ultra S&P SmallCap 600/Citigroup Value											
ProShares Ultra Russell2000	UWM US	UWM	UWMNV	UWMNV	RTY	.RUT		US74347R8429		1948	95
ProShares Ultra Russell 2000 Value	UVT US	UVT.A	UVTIV	UVTNV	RUJ	.RUJ		US74347R4790			95
Rydex Dynamic Russell 2000 Value											
ProShares Ultra Russell 2000 Growth	UKK US	UKK.A	UKKIV	UKKNV	RUO	.RUO		US74347R4873			95
Rydex Dynamic Russell 2000 Growth											
ProShares Ultra Russell MidCap Value	UVU US	UVU.A	UVUIV	UVUNV	RMV	.RMV		US74347R4956			95
Rydex Dynamic Russell MidCap Value											
ProShares Ultra Russell MidCap Growth	UKW US	UKW.A	UKWIV	UKWNV	RDG	.RDG		US74347R5110			95
Rydex Dynamic Russell MidCap Growth											
Rydex Dynamic Russell MidCap											
ProShares Ultra Russell 1000 Value	UVG US	UVG.A	UVGIV	UVGNV	RIY	.RUI		US74347R5292			95
Rydex Dynamic Russell 1000 Value											
ProShares Ultra Russell 1000 Growth	UKF US	UKF.A	UKFIV	UKFNV	RLG	.RLG		US74347R5375			95
Rydex Dynamic Russell 1000 Growth											



Divs	Local Price ¹	AUM (USD MM) ¹	Shares Outstanding (MM) ²	Share Trd Volume (000's) ²	ADV (USD MM) ²	Fund Structure	Init. Index Ratio	Exempt from 12(d) Rule ⁴	Filed Notifications Japan ⁵	Listed as reg sec in Mexico	Options	Futures	Manager	Launch Date
													Northern Trust	Planned
													Northern Trust	Planned
A	55.41	1,113.74	20.10	0.49	27.14	Open Ended Fund		Yes	No	No	Yes	No	Van Eck Associates Corp	30-Apr-07
													Northern Trust	Planned
S (Jun, Dec)	130.71	640.48	4.90	0.13	17.11	Open Ended Fund		Yes	Yes	Yes	Yes	No	Barclays Global Investors	07-Feb-03
													WisdomTree Investments	Planned
													PowerShares	Planned
													Northern Trust	Planned
S (Jun, Dec)	63.41	775.19	12.23	0.53	33.67	Open Ended Fund		Yes		Yes	Yes	No	Barclays Global Investors	18-Mar-96
S (Jun, Dec)	32.09	392.30	12.23	0.28	8.98	Open Ended Fund		Yes		Yes	Yes	No	Barclays Global Investors	18-Mar-96
S (Jun, Dec)	25.71	347.09	13.50	0.44	11.34	Open Ended Fund		Yes		Yes	No	No	Barclays Global Investors	18-Mar-96
S	52.34	41.87	0.80	0.06	3.14	Open Ended Fund					No	No	Barclays Global Investors	28-Mar-08
S (Jun, Dec)	22.99	1,048.34	45.60	1.33	30.61	Open Ended Fund		Yes		Yes	Yes	No	Barclays Global Investors	18-Mar-96
													PowerShares	Planned
													WisdomTree Investments	Planned
													WisdomTree Investments	Planned
													PowerShares	Planned
A	25.46	2.55	0.10	0.00	0.02	Open Ended Fund					Yes	No	Northern Trust	09-Apr-08
S (Jun, Dec)	92.88	8,967.56	96.55	12.84	1,192.87	Open Ended Fund		Yes	Yes	Yes	Yes	No	Barclays Global Investors	14-Jul-00
													PowerShares	Planned
													XShares Advisors	Planned
S (Jun, Dec)	33.93	2,039.19	60.10	0.93	31.64	Open Ended Fund		Yes		Yes	Yes	No	Barclays Global Investors	18-Mar-96
													WisdomTree Investments	Planned
													PowerShares	Planned
													PowerShares	Planned
													Claymore Securities	Planned
S (Jun, Dec)	59.24	1,433.61	24.20	3.54	209.58	Open Ended Fund		Yes	Yes	No	No	No	Barclays Global Investors	18-Mar-96
													PowerShares	Planned
Q	67.95	3.40	0.05	0.00	0.19	Open Ended Fund					No	No	Rydex	08-Nov-07
													Rydex	Planned
													ProShares	Planned
													Rydex	Planned
Q	62.12	34.17	0.55	0.02	0.94	Open Ended Fund					No	No	Rydex	07-Nov-07
													Rydex	Planned
													ProShares	Planned
													Rydex	Planned
													ProShares	Planned
Q	59.50	11.90	0.20	0.01	0.42	Open Ended Fund					No	No	Rydex	07-Nov-07
	77.07	352.60	4.58	1.14	87.49	Open Ended Fund					Yes	No	ProFunds	21-Jun-06
	75.89	108.14	1.43	0.34	25.82	Open Ended Fund					No	No	ProFunds	21-Jun-06
	84.26	1,042.72	12.38	13.14	1,107.27	Open Ended Fund					Yes	No	ProFunds	21-Jun-06
	72.68	1,030.24	14.18	7.38	536.34	Open Ended Fund					No	No	ProFunds	21-Jun-06
	53.77	20.16	0.38	0.02	1.25	Open Ended Fund					No	No	ProFunds	25-Jan-07
													Rydex	Planned
													Rydex	Planned
													ProShares	Planned
													Rydex	Planned
													ProShares	Planned
	52.00	140.40	2.70	0.82	42.71	Open Ended Fund					Yes	No	ProFunds	25-Jan-07
	41.98	9.45	0.23	0.01	0.30	Open Ended Fund					No	No	ProFunds	22-Feb-07
													Rydex	Planned
	53.34	12.00	0.23	0.01	0.75	Open Ended Fund					No	No	ProFunds	22-Feb-07
													Rydex	Planned
	50.30	3.77	0.08	0.00	0.13	Open Ended Fund					No	No	ProFunds	26-Feb-07
													Rydex	Planned
	61.85	13.92	0.23	0.02	0.98	Open Ended Fund					No	No	ProFunds	22-Feb-07
													Rydex	Planned
													Rydex	Planned
	51.97	7.80	0.15	0.00	0.16	Open Ended Fund					No	No	ProFunds	22-Feb-07
													Rydex	Planned
	63.48	33.33	0.53	0.08	4.98	Open Ended Fund					No	No	ProFunds	22-Feb-07
													Rydex	Planned

ETFs Listed in the United States



Name	Price Ticker		Intraday		Index		Round		Approx. No of Stocks		Annual TER (bps)
	Bloomberg	Reuters	NAV	NAV	Bloomberg	Reuters	Lot	ISIN	ETF	Index	
Rydex Dynamic Russell 1000											
Rydex Dynamic Russell 3000											
ProShare Ultra Russell 3000											
Rydex Dynamic Russell 3000 Growth											
Rydex Dynamic Russell 3000 Value											
ProShares Ultra Consumer Services	UCC US	UCC	UCCIV	UCCNV	DJUSCY	.DJUSCY		US74347R7504			95
Rydex Dynamic Consumer Discretionary											
ProShares Ultra Consumer Goods	UGE US	UGE	UGEIV	UGENV	DJUSNC	.DJUSNC		US74347R7686			95
Rydex Dynamic Consumer Staples											
ProShares Ultra Oil & Gas	DIG US	DIG	DIGIV	DIGNV	DJUSEN	.DJUSEN		US74347R7199			95
Rydex Dynamic Energy											
ProShares Ultra Financials	UYG US	UYG	UYGIV	UYGNV	DJUSFN	.DJUSFN		US74347R7439			95
Rydex Dynamic Financials											
ProShares Ultra Health Care	RXL US	RXL	RXLIV	RXLNV	DJUSHC	.DJUSHC		US74347R7355			95
Rydex Dynamic Health Care											
Rydex Dynamic NASDAQ Biotech											
ProShares Ultra Biotechnology											
ProShares Ultra Dow Jones Select Biotechnology											
ProShares Ultra NASDAQ Biotechnology											
ProShares Ultra NASDAQ Biotechnology Equal-Weighted											
ProShares Ultra Industrials	UXI US	UXI	UXIIV	UXINV	DJUSIN	.DJUSIN		US74347R7272			95
Rydex Dynamic Industrials											
ProShares Ultra Basic Materials	UYM US	UYM	UYMIV	UYMNV	DJUSBM	.DJUSBM		US74347R7769			95
Rydex Dynamic Materials											
ProShares Ultra Precious Metals											
ProShares Ultra Real Estate	URE US	URE	UREIV	URENV	DJUSRE	.DJUSRE		US74347R6779			95
ProShares Ultra Semiconductor	USD US	USD	USDIV	USDNV	DJUSSC	.DJUSSC		US74347R6696			95
ProShares Ultra Technology	ROM US	ROM	ROMIV	ROMNV	DJUSTC	.DJUSC		US74347R6936			95
Rydex Dynamic Technology											
ProShares Ultra Telecommunications	LTL US	LTLA	LTLIV	LTLNV	DJSTEL	.DJUSTL		US74347R2638			95
ProShares Ultra Dow Jones Select Telecommunications											
ProShares Ultra Utilities	UPW US	UPW	UPWIV	UPWNV	DJUSUT	.DJUSUT		US74347R6852			95
Rydex Dynamic Utilities											
Rydex Dynamic NASDAQ 100											
ProShares Ultra NASDAQ Composite											
ProShares Ultra NASDAQ-100 Equal Weighted											
ProShares Ultra NASDAQ Clean Edge US Liquid Series											
ProShare Ultra DJ Wilshire Total Market											
ProShare Ultra FTSE/Xinhua China 25											
ProShare Ultra MSCI EAFE											
ProShare Ultra MSCI Emerging Markets											
BRIC Bull 3X Shares											
China Bull 3X Shares											
Commodity Bull 3X Shares											
Developed Markets Bull 3X Shares											
Dow 30 Bull 3X Shares											
Emerging Markets Bull 3X Shares											
Energy Bull 3X Shares											
Financial Bull 3X Shares											
Homebuilders Bull 3X Shares											
India Bull 3X Shares											
Japan Bull 3X Shares											
Latin America Bull 3X Shares											
Mid Cap Bull 3X Shares											
Nasdaq-100 Bull 3X Shares											
Real Estate Bull 3X Shares											
Russell 2000 Bull 3X Shares											
S&P 500 Bull 3X Shares											
Total Market Bull 3X Shares											
Inverse											
ProShares Short 30	DOG US	DOG	DHJ	DHJNV	INDU	.DJUSUT		US74347R7017			95
ProShares Short MidCap400	MYI US	MYI	MYJ	MYJNV	MID	.MID		US74347R8007			95
Rydex Inverse S&P MidCap 400											
Rydex Inverse S&P MidCap 400 Growth											
ProShares Short S&P MidCap 400/Citigroup Growth											
Rydex Inverse S&P MidCap 400 Value											
ProShares Short S&P MidCap 400/Citigroup Value											
ProShares Short 100	PSQ US	PSQ	EJP	EJPNV	NDX	.NDX		US74347R6027			95
ProShares Short 500	SH US	SH	SJA	SJANV	SPX	.SPX		US74347R5037			95
Rydex Inverse S&P 500											
Rydex Inverse S&P 500 Growth											
ProShares Short S&P500/Citigroup Growth											
Rydex Inverse S&P 500 Value											
ProShares Short S&P500/Citigroup Value											
ProShares Short S&P SmallCap600	SBB US	SBB	SBBIV	SBBNV	SML	.SML		US74347R7843		600	95
Rydex Inverse S&P SmallCap 600											



This material is not a solicitation of any offer to buy or sell any security or other financial instrument or to participate in any trading strategy. This material was not prepared by the Morgan Stanley Research Department, and you should not regard it as a research report. Please refer to important information and qualifications at the end of this material.

ETFs Listed in the United States



Name	Price Ticker		Intraday		Index		Round		Approx. No of Stocks		Annual TER (bps)
	Bloomberg	Reuters	NAV	NAV	Bloomberg	Reuters	Lot	ISIN	ETF	Index	
Rydex Inverse S&P SmallCap 600 Growth											
ProShares Short S&P SmallCap 600/Citigroup Growth											
Rydex Inverse S&P SmallCap 600 Value											
ProShares Short S&P SmallCap 600/Citigroup Value											
ProShares Short Russell2000	RWM US	RWM	RWMIV	RWMNV	RTY	.RUT		US74347R8262		1948	95
Rydex Inverse Russell 2000											
Rydex Inverse Russell 2000 Growth											
Rydex Inverse Russell 2000 Value											
ProShares Short MSCI EAFE	EFZ US	EFZ.A	EFZIV	EFZNV	MXEA	.dMIEA00000PUS		US74347R3701			95
ProShares Short MSCI Emerging Markets	EUM US	EUM.A	EUMIV	EUMNV	MXEF	.MXEF		US74347R3966			95
Rydex Inverse NASDAQ 100											
ProShares Short NASDAQ-100 Equal Weighted											
ProShares Short NASDAQ Composite											
Rydex Inverse Russell 1000											
Rydex Inverse Russell 1000 Growth											
Rydex Inverse Russell 1000 Value											
Rydex Inverse Russell 3000											
Rydex Inverse Russell 3000 Growth											
Rydex Inverse Russell 3000 Value											
Rydex Inverse Russell MidCap											
Rydex Inverse Russell MidCap Growth											
Rydex Inverse Russell MidCap Value											
Rydex Inverse Consumer Discretionary											
ProShares Short Consumer Services											
Rydex Inverse Consumer Staples											
ProShares Short Consumer Goods											
Rydex Inverse Energy											
ProShares Short Oil & Gas											
Rydex Inverse Financials											
ProShares Short Financials											
Rydex Inverse Health Care											
ProShares Short Health Care											
Rydex Inverse NASDAQ Biotech											
ProShares Short Biotechnology											
ProShares Short NASDAQ Biotechnology											
ProShares Short Dow Jones Select Biotechnology											
ProShares Short NASDAQ Biotechnology Equal-Weighted											
MacroShares Medical Inflation Trust Down											
Rydex Inverse Industrials											
ProShares Short Industrials											
Rydex Inverse Technology											
ProShares Short Technology											
ProShares Short Semiconductors											
Rydex Inverse Materials											
ProShares Short Basic Materials											
ProShares Short Precious Metals											
ProShares Short Real Estate											
ProShares Short Telecommunications											
ProShares Short Dow Jones Select Telecommunications											
Rydex Inverse Utilities											
ProShares Short Utilities											
ProShares Short NASDAQ Clean Edge US Liquid Series											
ProShares Short FTSE Xinhia China 25											
ProShares Short MSCI Japan											
ProShares Short Lehman Brothers 7-10 Year U.S. Treasury	PST US	PST.A	PSTIV	PSTNV				US74347R3131			95
ProShares Short Lehman Brothers 20+ Year U.S. Treasury	TBT US	TBT.A	TBTIV	TBTNV				US74347R2976			95
ProShares Short iBoxx \$ Liquid Investment Grade											
ETSpreads Inverse Investment Grade											
ProShares Short iBoxx \$ Liquid High Yield											
ETSpreads Inverse High Yield Fund											
BRIC Bear 3X Shares											
China Bear 3X Shares											
Commodity Bear 3X Shares											
Developed Markets Bear 3X Shares											
Dow 30 Bear 3X Shares											
Emerging Markets Bear 3X Shares											
Energy Bear 3X Shares											
Financial Bear 3X Shares											
Homebuilders Bear 3X Shares											
India Bear 3X Shares											
Japan Bear 3X Shares											
Latin America Bear 3X Shares											
Mid Cap Bear 3X Shares											
Nasdaq-100 Bear 3X Shares											
Real Estate Bear 3X Shares											
Russell 2000 Bear 3X Shares											
S&P 500 Bear 3X Shares											



This material is not a solicitation of any offer to buy or sell any security or other financial instrument or to participate in any trading strategy. This material was not prepared by the Morgan Stanley Research Department, and you should not regard it as a research report. Please refer to important information and qualifications at the end of this material.

ETFs Listed in the United States



Name	Price Ticker		Intraday		Index		Round		Approx. No of Stocks		Annual TER
	Bloomberg	Reuters	NAV	NAV	Bloomberg	Reuters	Lot	ISIN	ETF	Index	
Total Market Bear 3X Shares											
Leveraged Inverse											
Rydex Inverse 2x Russell 2000	RRZ US	RRZ.A	RRZNV	RRZNV	RTY	.RUT		US78355W6921			70
Rydex Inverse 2x S&P MidCap 400	RMS US	RMS.A	RMSNV	RMSNV	MID	.MID		US78355W7341			70
Rydex Dynamic Inverse S&P MidCap 400 Growth											
ProShares UltraShort S&P MidCap 400/Citigroup Growth											
Rydex Dynamic Inverse S&P MidCap 400 Value											
ProShares UltraShort S&P MidCap 400/Citigroup Value											
Rydex Dynamic Inverse Russell MidCap											
Rydex Dynamic Inverse Russell MidCap Value											
Rydex Dynamic Inverse Russell MidCap Growth											
Rydex Inverse 2x S&P 500 ETF	RSW US	RSW.A	RSWNV	RSWNV	SPX	.SPX		US78355W7671			70
Rydex Dynamic Inverse S&P 500 Growth											
ProShares UltraShort S&P500/Citigroup Growth											
Rydex Dynamic Inverse S&P 500 Value											
ProShares UltraShort S&P500/Citigroup Value											
ProShares UltraShort QQQ®	QID US	.EJM	EJM	EJMN	NDX	.NDX		US74347R8759			95
ProShares UltraShort S&P 500	SDS US	.SJB	SJB	SJBNV	SPX	.SPX		US74347R8833			95
ProShares UltraShort Dow30™	DXD US	DXD	DKH	DKHNV	INDU	.DJI		US74347R8676			95
ProShares UltraShort MidCap400	MZZ US	.MKD	MKD	MKDNV	MID	.MID		US74347R8593			95
ProShares UltraShort SmallCap 600	SDD US	SDD	SDDIV	SDDNV	SML	.SML		US74347R7926		600	95
Rydex Dynamic Inverse S&P SmallCap 600											
Rydex Dynamic Inverse S&P SmallCap 600 Growth											
Rydex Dynamic Inverse S&P SmallCap 600 Value											
ProShares UltraShort S&P SmallCap 600/Citigroup Growth											
ProShares UltraShort S&P SmallCap 600/Citigroup Value											
ProShares UltraShort Russell 2000	TWM US	TWM	TWMIV	TWMNV	RTY	.RUT		US74347R8346		1948	95
ProShares UltraShort Russell MidCap Growth	SDK US	SDK.A	SDKIV	SDKNV	RDG	.RDG		US74347R4469			95
ProShares UltraShort Russell 1000 Value	SJF US	SJF.A	SJFIV	SJFNV	RLV	.RLV		US74347R4535			95
Rydex Dynamic Inverse Russell 1000 Value											
ProShares UltraShort Russell 1000 Growth	SFK US	SFK.A	SFKIV	SFKNV	RLG	.RLG		US74347R4618			95
Rydex Dynamic Inverse Russell 2000 Growth											
ProShares UltraShort Russell 2000 Growth	SKK US	SKK.A	SKKIV	SKKNV	RUO	.RUO		US74347R4204			95
ProShares UltraShort Russell MidCap Value	SJL US	SJL.A	SJLIV	SJLNV	RLV	.RLV		US74347R4386			95
Rydex Dynamic Inverse Russell 2000 Value											
ProShares UltraShort Russell 2000 Value	SJH US	SJH.A	SJHIV	SJHNV	RUJ	.RUJ		US74347R4121			95
ProShares UltraShort MSCI EAFE	EFU US	EFU.A	EFUIV	EFUNV	MXEA	.dMIEA00000PUS		US74347R3396			95
ProShares UltraShort MSCI Emerging Markets	EEV US	EEV.A	EEVIV	EEVNV	MXEF	.MXEF		US74347R3545			95
ProShares UltraShort FTSE/Xinhua China 25	FXP US	FXP.A	FXPIV	FXPNV	FXTID	.FXT		US74347R3214			95
ProShares UltraShort MSCI Japan	EWV US	EWV.A	EWVIV	EWVNV	MSDLJN			US74347R3479			95
Rydex Dynamic Inverse Russell 3000											
ProShares UltraShort Russell 3000											
Rydex Dynamic Inverse Russell 3000 Growth											
Rydex Dynamic Inverse Russell 3000 Value											
Rydex Dynamic Inverse Russell 1000											
Rydex Dynamic Inverse Russell 1000 Growth											
ProShares UltraShort NASDAQ Composite											
ProShares UltraShort Consumer Services	SCC US	SCC	SCCIV	SCCNV	DJUSCY	.DJUSCY		US74347R6365			95
Rydex Dynamic Inverse Consumer Discretionary											
ProShares UltraShort Consumer Goods	SZK US	SZK	SZKIV	SZKNV	DJUSNC	.DJUSNC		US74347R6449			95
Rydex Dynamic Inverse Consumer Staples											
ProShares UltraShort Oil & Gas	DUG US	DUG	DUGIV	DUGNV	DJUSEN	.DJUSEN		US74347R5862			95
Rydex Dynamic Inverse Energy											
ProShares UltraShort Financials	SKF US	SKF	SKFIV	SKFNV	DJUSFN	.DJUSFN		US74347R6282			95
Rydex Dynamic Inverse Financials											
ProShares UltraShort Health Care	RXD US	RXD	RXDIV	RXDNV	DJUSHC	.DJUSHC		US74347R6100			95
Rydex Dynamic Inverse Health Care											
Rydex Dynamic Inverse NASDAQ Biotech											
ProShares UltraShort Biotechnology											
ProShares UltraShort Dow Jones Select Biotechnology											
ProShares UltraShort NASDAQ Biotechnology Equal-Weighted											
Rydex Dynamic Inverse Industrials											
ProShares UltraShort Basic Materials	SMN US	SMN	SMNIV	SMNNV	DJUSBM	.DJUSBM		US74347R6514			95
Rydex Dynamic Inverse Materials											
ProShares UltraShort Industrials	SIJ US	SIJ	SIJIV	SIJNV	DJUSIN	.DJUSIN		US74347R5946			95
ProShares UltraShort Precious Metals											
ProShares UltraShort Real Estate	SRS US	SRS	SRSIV	SRSNV	DJUSRE	.DJUSRE		US74347R5524			95
ProShares UltraShort Semiconductors	SSG US	SSG	SSGIV	SSGNV	DJUSSC	.DJUSSC		US74347R5458			95
ProShares UltraShort Technology	REW US	REW	REWIV	REWNV	DJUSTC	.DJUSTC		US74347R5789			95
Rydex Dynamic Inverse Technology											
ProShares UltraShort Telecommunications	TLL US	TLL.A	TLLIV	TLLNV	DJSTEL	.DJSTEL		US74347R2554			95
ProShares UltraShort Dow Jones Select Telecommunications											
ProShares UltraShort Utilities	SDP US	SDP	SDPIV	SDPNV	DJUSUT	.DJUSUT		US74347R5607			95
Rydex Dynamic Inverse Utilities											
Rydex Dynamic Inverse NASDAQ 100											
ProShares UltraShort NASDAQ-100 Equal Weighted											



Divs	Local Price ¹	AUM (USD MM) ¹	Shares Outstanding (MM) ²	Share Trd Volume (000's) ²	ADV (USD MM) ²	Fund Structure	Init. Index Ratio	Exempt from 12(d) Rule ⁴	Filed Notifications Japan ⁵	Listed as reg sec in Mexico	Options	Futures	Manager	Launch Date
													Direxion Shares ETF Trust	Planned
Q	82.44	20.61	0.25	0.02	1.72	Open Ended Fund					No	No	Rydex	08-Nov-07
Q	75.31	7.53	0.10	0.01	0.70	Open Ended Fund					No	No	Rydex	08-Nov-07
													Rydex	Planned
													ProShares	Planned
													Rydex	Planned
													ProShares	Planned
													Rydex	Planned
													Rydex	Planned
Q	83.81	50.29	0.60	0.03	2.50	Open Ended Fund					No	No	Rydex	07-Nov-07
													Rydex	Planned
													ProShares	Planned
													Rydex	Planned
													ProShares	Planned
	40.33	1,600.09	39.68	30.52	1,231.03	Open Ended Fund					Yes	No	ProFunds	13-Jul-06
	57.61	2,514.68	43.65	18.19	1,047.68	Open Ended Fund					No	No	ProFunds	13-Jul-06
	52.10	543.14	10.43	3.54	184.43	Open Ended Fund					Yes	No	ProFunds	13-Jul-06
	52.33	184.46	3.53	0.36	19.02	Open Ended Fund					No	No	ProFunds	13-Jul-06
	71.72	75.31	1.05	0.07	5.07	Open Ended Fund					No	No	ProFunds	25-Jan-07
													Rydex	Planned
													Rydex	Planned
													Rydex	Planned
													ProShares	Planned
													ProShares	Planned
	74.03	1,010.51	13.65	6.75	499.59	Open Ended Fund					Yes	No	ProFunds	25-Jan-07
	64.90	14.60	0.23	0.01	0.55	Open Ended Fund					No	No	ProFunds	26-Feb-07
	80.19	6.01	0.08	0.01	0.42	Open Ended Fund					No	No	ProFunds	27-Feb-07
													Rydex	Planned
	66.35	14.93	0.23	0.00	0.28	Open Ended Fund					No	No	ProFunds	22-Feb-07
													Rydex	Planned
	72.85	49.17	0.68	0.03	2.33	Open Ended Fund					No	No	ProFunds	22-Feb-07
	81.58	6.12	0.08	0.01	0.64	Open Ended Fund					No	No	ProFunds	01-Mar-07
													Rydex	Planned
	89.14	33.43	0.38	0.02	1.63	Open Ended Fund					No	No	ProFunds	26-Feb-07
	76.40	85.95	1.13	0.04	3.18	Open Ended Fund					No	No	ProFunds	25-Oct-07
	67.05	352.01	5.25	0.43	29.14	Open Ended Fund					No	No	ProFunds	01-Nov-07
	68.49	657.50	9.60	2.57	175.91	Open Ended Fund					No	No	ProFunds	08-Nov-07
	73.27	21.98	0.30	0.01	0.82	Open Ended Fund					No	No	ProFunds	08-Nov-07
													Rydex	Planned
													ProFunds	Planned
													Rydex	Planned
													Rydex	Planned
													Rydex	Planned
													Rydex	Planned
													ProShares	Planned
	86.17	77.55	0.90	0.04	3.09	Open Ended Fund					No	No	ProFunds	01-Feb-07
													Rydex	Planned
	71.27	26.73	0.38	0.01	0.85	Open Ended Fund					No	No	ProFunds	01-Feb-07
													Rydex	Planned
	29.72	1,549.16	52.13	12.62	375.02	Open Ended Fund					Yes	No	ProFunds	01-Feb-07
													Rydex	Planned
	103.95	2,167.36	20.85	9.51	988.26	Open Ended Fund					Yes	No	ProFunds	01-Feb-07
													Rydex	Planned
	81.14	12.17	0.15	0.01	0.75	Open Ended Fund					No	No	ProFunds	01-Feb-07
													Rydex	Planned
													Rydex	Planned
													ProShares	Planned
													ProShares	Planned
													ProShares	Planned
													Rydex	Planned
	30.63	211.35	6.90	1.03	31.64	Open Ended Fund					No	No	ProFunds	01-Feb-07
													Rydex	Planned
	57.07	25.68	0.45	0.01	0.80	Open Ended Fund					No	No	ProFunds	01-Feb-07
													ProShares	Planned
	87.52	866.45	9.90	1.32	115.96	Open Ended Fund					Yes	No	ProFunds	01-Feb-07
	59.00	22.13	0.38	0.04	2.63	Open Ended Fund					No	No	ProFunds	01-Feb-07
	58.47	48.24	0.83	0.07	3.81	Open Ended Fund					No	No	ProFunds	01-Feb-07
													Rydex	Planned
	61.14	9.17	0.15	0.00	0.01	Open Ended Fund					No	No	ProFunds	01-Apr-08
													ProShares	Planned
	53.83	20.19	0.38	0.03	1.35	Open Ended Fund					No	No	ProFunds	01-Feb-07
													Rydex	Planned
													Rydex	Planned
													ProShares	Planned

ETFs Listed in the United States



Name	Price Ticker		Intraday		Index		Round		Approx. No of Stocks		Annual TER (bps)
	Bloomberg	Reuters	NAV	NAV	Bloomberg	Reuters	Lot	ISIN	ETF	Index	
ProShares UltraShort NASDAQ Clean Edge US Liquid Series											
ProShares UltraShort DJ Wilshire Total Market											
ProShares UltraShort MSCI Australia											
ProShares UltraShort MSCI Brazil											
ProShares UltraShort MSCI BRIC											
ProShares UltraShort MSCI Europe											
ProShares UltraShort MSCI Latin America											
ProShares UltraShort MSCI Mexico											
ProShares UltraShort MSCI Pacific Ex-Japan											
ProShares UltraShort MSCI South Korea											
ProShares UltraShort MSCI Taiwan											
ProShares UltraShort S&P Europe 350											
ProShares Ultra Short Lehman Brothers 7-10 Year U.S. Treasury											
ProShares UltraShort Lehman Brothers 20+ Year U.S. Treasury											
ProShares UltraShort iBoxx \$ Liquid High Yield											
ProShares UltraShort iBoxx \$ Liquid Investment Grade											
Fixed Income											
Investment Grade											
Ameristock/Ryan 1 Year Treasury	GKA US	GKA.A	GKAIV	GKANV				US03077A1097	2		15
Ameristock/Ryan 10 Year Treasury	GKD US	GKD.A	GKDIV	GKDNV				US03077A4067	2		15
Ameristock/Ryan 2 Year Treasury	GKB US	GKB.A	GKBIV	GKBNV				US03077A2087	2		15
Ameristock/Ryan 20 Year Treasury	GKE US	GKE.A	GKEIV	GKENV				US03077A5056	2		15
Ameristock/Ryan 5 Year Treasury	GKC US	GKC.A	GKCIV	GKCNV				US03077A3077	2		15
Claymore U.S. Capital Markets Bond	UBD US	UBD	UBDIV	UBDNV	CPMKT B	.CPMKT B	100	US18383M6628	150	5769	27
Claymore U.S. Capital Markets Micro-Term Fixed Income	ULQ US	ULQ	ULQIV	ULQNV	CPMKTL	.CPMKTL	100	US18383M6545	40	1918	27
iShares GS \$InvesTops Corporate Bond	LQD US	LQD.A	LQDIV	LQDNV	GSITOP	.GSITOP	100	US4642872422	100	100	15
iShares Lehman 10-20 Year Treasury Bond	TLH US	TLH.N	TLHIV	TLHNV			100	US4642886539	7	7	15
iShares Lehman 1-3 Year Credit Bond	CSJ US	CSJ.N	CSJIV	CSJNV			100	US4642886463	80	80	20
iShares Lehman 1-3 Year Treasury Bond	SHY US	SHY.A	SHYIV	SHYNV			100	US4642874576	16	31	15
iShares Lehman 20+ Year Treasury Bond	TLT US	TLT.A	TLTIV	TLTNV			100	US4642874329	12	12	15
iShares Lehman 3-7 Year Treasury Bond	IEI US	IEI.N	IEIIV	IEINV			100	US4642886612	8	8	15
iShares Lehman 7-10 Year Treasury Bond	IEF US	IEF.A	IEFIV	IEFNV			100	US4642874402	8	9	15
iShares Lehman Aggregate Bond	AGG US	AGG.A	AGGNV	AGKNV			100	US4642872265	112	124	20
iShares Lehman Credit Bond	CFT US	CFT.N	CFTIV	CFTNV			100	US4642886208	120	120	20
iShares Lehman Government/Credit Bond	GBF US	GBF.N	GBFIV	GBFNV			100	US4642885960	133	133	20
iShares Lehman Intermediate Credit Bond	CIU US	CIU.N	CIUIV	CIUNV			100	US4642886380	95	95	20
iShares Lehman Intermediate Government/Credit Bond	GVI US	GVI.N	GVIIV	GVINV			100	US4642886125	104	104	20
iShares Lehman MBS Fixed-Rate Bond	MBB US	MBB.A	MBBIV	MBBNV			100	US4642885887	15	391	25
iShares Lehman Short Treasury Bond	SHV US	SHV.N	SHVIV	SHVNV			100	US4642886794	10	10	15
iShares Lehman TIPS Bond	TIP US	TIP.N	TIPIV	TIPNV			100	US4642871762	17	17	20
iShares CSFB Liquid U.S. Agency Bond											
PowerShares 1-30 Laddered Treasury	PLW US	PLW	PLW.IV	PLWNV	MRTSYA	.MRTSYA	100	US73936T5240	26	26	25
PowerShares 1-20 Laddered Treasury											
PowerShares 1-10 Laddered Treasury											
PowerShares 1-5 Laddered Treasury											
PowerShares Aggregate Bond Portfolio											
PowerShares Investment Grade Corporate Bond											
ETSpreads Investment Grade Fund											
SPDR Barclays Capital TIPS	IPE US	IPE.A	IPEIV	IPENV	BCIT1T	USIL1=BARL		US78464A6560	21	21	18.45
SPDR Barclays Global TIPS											
Vanguard TIPS											
SPDR Lehman 1-3 Month T-Bill	BIL US	BIL.A	BILIV	BILNV	LD12TRUU			US78464A6800	9	9	13.45
SPDR Lehman Aggregate Bond	LAG US	LAG.A	LAGIV	LAGNV	LBUSTRUU			US78464A6495	100	7248	13.45
SPDR Lehman Intermediate Term Treasury	ITE US	ITE.A	ITEIV	ITENV	LT08TRUU			US78464A6727	103	103	13.45
SPDR Lehman Long Term Treasury	TLO US	TLO.A	TLOIV	TLONV	LUTLTRUU			US78464A6644	34	34	13.45
Vanguard Extended Duration Treasury	EDV US	EDV.A	EDVIV	EDVNV				US9219107094			14
Vanguard Intermediate-Term Bond	BIV US	BIV.A	BSVIV	BIVNV				US9219378190	870		11
Vanguard Long-Term Bond	BLV US	BLV.A	BLVIV	BLNV				US9219377937	696		11
SPDR Lehman Long Term Corporate Bond											
Vanguard Short-Term Bond	BSV US	BSV.A	BSVIV	BSVNV				US9219378273	710		11
Vanguard Total Bond Market	BND US	BND.A	BNDIV	BNDNV				US9219378356	2199		11
Vanguard Lehman Brothers Treasury STRIPS 20-25 Yr Equal Par											
WisdomTree US (Government)											
WisdomTree US (Corporate)											
Municipal Income											
iShares S&P California Municipal Bond	CMF US	CMF.A	CMFIV	CMFNV	SPMUNCAT	.SPMUNCA		US4642883569	15	15	25
iShares S&P National Municipal Bond	MUB US	MUB.A	MUBIV	MUBNV	SPMUNUST	.SPMUNUST		US4642884146	25	25	25
iShares S&P New York Municipal Bond	NYF US	NYF.A	NYFIV	NYFNV	SPMUNNYT	.SPMUNNYT		US4642883239	17	17	25
Market Vectors Lehman Brothers AMT-Free Intermediate Muni.	ITM US	ITM.A	ITMIV	ITMNV			1	US57060U8457	38	13286	20
Market Vectors-Lehman Brothers Intermediate Municipal											
Market Vectors Lehman Brothers AMT-Free Short Municipal	SMB US	SMB.A	SMBIV	SMBNV	LMT1TR		1	US57060U8036	20	5408	16
Market Vectors Lehman Brothers High Yield Municipal											
Market Vectors Lehman Brothers New York Municipal											
Market Vectors Lehman Brothers AMT-Free California Long Muni											
Market Vectors Lehman Brothers AMT-Free Massachusetts Muni											
Market Vectors Lehman Brothers AMT-Free New Jersey Muni											



Divs	Local Price ¹	AUM (USD MM) ¹	Shares Outstanding (MM) ²	Share Trd Volume (000's) ²	ADV (USD MM) ²	Fund Structure	Init. Index Ratio	Exempt from 12(d) Rule ⁴	Filed Notifications Japan ⁵	Listed as reg sec in Mexico	Options	Futures	Manager	Launch Date
													ProShares	Planned
													ProFunds	Planned
													ProFunds	Planned
													ProFunds	Planned
													ProFunds	Planned
													ProFunds	Planned
													ProFunds	Planned
													ProFunds	Planned
													ProFunds	Planned
													ProFunds	Planned
													ProFunds	Planned
													ProFunds	Planned
													ProShares	Planned
													ProShares	Planned
													ProShares	Planned
	25.22	2.55	0.10	0.00	0.02	Open Ended Fund					No	No	Ameristock	02-Jul-07
	26.04	2.63	0.10	0.00	0.01	Open Ended Fund					Yes	No	Ameristock	02-Jul-07
	25.60	2.59	0.10	0.00	0.01	Open Ended Fund					No	No	Ameristock	02-Jul-07
	26.00	2.63	0.10	0.00	0.01	Open Ended Fund					Yes	No	Ameristock	02-Jul-07
	25.53	2.58	0.10	0.00	0.02	Open Ended Fund					No	No	Ameristock	02-Jul-07
M	49.60	4.96	0.10	0.00	0.05	Open Ended Fund				No	No	No	Claymore Securities	12-Feb-08
M	50.09	5.01	0.10	0.00	0.05	Open Ended Fund				No	No	No	Claymore Securities	12-Feb-08
M	105.75	3,722.40	35.20	0.20	20.89	Open Ended Fund		Yes	Yes	No	Yes	No	Barclays Global Investors	26-Jul-02
M	105.95	105.95	1.00	0.01	1.38	Open Ended Fund				No	No	No	Barclays Global Investors	11-Jan-07
M	102.67	379.88	3.70	0.04	3.81	Open Ended Fund					No	No	Barclays Global Investors	11-Jan-07
M	83.28	9,085.85	109.10	0.88	73.13	Open Ended Fund		Yes	Yes	Yes	Yes	No	Barclays Global Investors	26-Jul-02
M	92.50	1,794.50	19.40	2.59	239.42	Open Ended Fund		Yes	Yes	Yes	Yes	No	Barclays Global Investors	26-Jul-02
M	107.89	463.93	4.30	0.09	9.23	Open Ended Fund					No	No	Barclays Global Investors	11-Jan-07
M	89.03	2,644.19	29.70	0.45	40.49	Open Ended Fund		Yes	Yes	Yes	Yes	No	Barclays Global Investors	26-Jul-02
M	102.23	8,934.90	87.40	0.56	56.80	Open Ended Fund		Yes	Yes	Yes	Yes	No	Barclays Global Investors	26-Sep-03
M	101.07	70.75	0.70	0.01	0.63	Open Ended Fund			Yes		No	No	Barclays Global Investors	11-Jan-07
M	103.25	51.63	0.50	0.00	0.48	Open Ended Fund					No	No	Barclays Global Investors	11-Jan-07
M	101.94	234.46	2.30	0.02	1.99	Open Ended Fund					No	No	Barclays Global Investors	11-Jan-07
M	104.25	166.80	1.60	0.01	1.49	Open Ended Fund					No	No	Barclays Global Investors	11-Jan-07
M	102.89	607.05	5.90	0.04	4.31	Open Ended Fund			Yes		Yes	No	Barclays Global Investors	16-Mar-07
M	110.14	815.04	7.40	0.11	12.07	Open Ended Fund			Yes		No	No	Barclays Global Investors	11-Jan-07
M	107.83	6,793.29	63.00	0.49	52.40	Open Ended Fund		Yes	Yes	Yes	Yes	No	Barclays Global Investors	05-Dec-03
													Barclays Global Investors	Planned
M	26.67	37.34	1.40	0.02	0.51	Open Ended Fund					No	No	PowerShares	11-Oct-07
													PowerShares	Planned
													PowerShares	Planned
													PowerShares	Planned
													PowerShares	Planned
													PowerShares	Planned
													Exchange Traded Spreads Trust	Planned
M	52.07	83.31	1.60	0.02	1.14	Open Ended Fund	1/4				No	Yes	State Street Global Advisors	30-May-07
													State Street Global Advisors	Planned
													Vanguard	Planned
M	45.82	219.94	4.80	0.07	3.17	Open Ended Fund	1/4				Yes	Yes	State Street Global Advisors	30-May-07
M	54.19	97.54	1.80	0.03	1.64	Open Ended Fund	1/25				No	Yes	State Street Global Advisors	30-May-07
M	55.77	44.62	0.80	0.01	0.77	Open Ended Fund	1/25				Yes	Yes	State Street Global Advisors	30-May-07
M	53.73	21.49	0.40	0.01	0.47	Open Ended Fund	1/35				Yes	Yes	State Street Global Advisors	30-May-07
	95.13	14.27	0.15	0.00	0.08	Open Ended Fund					Yes	No	Vanguard	13-Dec-07
	78.30	352.35	4.50	0.04	2.86	Open Ended Fund					Yes	No	Vanguard	10-Apr-07
	76.46	99.40	1.30	0.02	1.23	Open Ended Fund					Yes	No	Vanguard	10-Apr-07
													State Street Global Advisors	Planned
	78.18	656.71	8.40	0.09	7.24	Open Ended Fund					Yes	No	Vanguard	10-Apr-07
	77.40	1,578.96	20.40	0.19	14.38	Open Ended Fund					Yes	No	Vanguard	10-Apr-07
													Vanguard	Planned
													WisdomTree Investments	Planned
													WisdomTree Investments	Planned
A	104.60	73.22	0.70	0.01	0.84	Open Ended Fund					No	No	Barclays Global Investors	05-Oct-07
A	101.29	567.22	5.60	0.07	7.48	Open Ended Fund					No	No	Barclays Global Investors	10-Sep-07
A	102.98	30.89	0.30	0.00	0.20	Open Ended Fund					No	No	Barclays Global Investors	05-Oct-07
M	103.64	20.73	0.20	0.00	0.40	Open Ended Fund		Yes	No	No	No	No	Van Eck Associates Corp	06-Dec-07
													Van Eck Associates Corp	Planned
M	49.44	4.94	0.10	0.00	0.16	Open Ended Fund		Yes	No	No	No	No	Van Eck Associates Corp	26-Feb-08
													Van Eck Associates Corp	Planned
													Van Eck Associates Corp	Planned
													Van Eck Associates Corp	Planned
													Van Eck Associates Corp	Planned
													Van Eck Associates Corp	Planned

ETFs Listed in the United States



Name	Price Ticker		Intraday		Index		Round		Approx. No of Stocks		Annual TER
	Bloomberg	Reuters	NAV	NAV	Bloomberg	Reuters	Lot	ISIN	ETF	Index	
Market Vectors Lehman Brothers AMT-Free Ohio Muni											
Market Vectors Lehman Brothers AMT-Free Pennsylvania											
Market Vectors-Lehman Brothers AMT-Free Long Municipal	MLN US	MLN.A	MLNIV	MLNNV	LMT3TR		1	US57060U8861	49	6597	20
PowerShares California Municipal Bond	PWZ US	PWZ	PWZ.IV	PWZNV	UICA		100	US73936T4417	25	25	35
PowerShares Insured National Municipal Bond	PZA US	PZA	PZA.IV	PZANV	UICM		100	US73936T4748	25	25	30
PowerShares Insured New York Municipal Bond	PZT US	PZT	PZT.IV	PZTNV	UINY		100	US73936T4581	25	25	35
PowerShares VRDO Tax-Free Weekly	PVI US	PVI	PVI.IV	PVINV			100	US73936T4334	25	25	25
SPDR Lehman California Municipal Bond	CXA US	CXA.A	CXAIV	CXANV	LMM2TR			US78464A4417	15	3087	20
Market Vectors Lehman Brothers California Municipal											
SPDR Lehman Municipal Bond	TFI US	TFI.A	TFIIV	TFINAV	LMM1TR			US78464A4581	37	22235	20
SPDR Lehman New York Municipal Bond	INY US	INY.A	INYIV	INYNV	LMM3TR			US78464A4334	15	2979	20
SPDR Lehman Short Term Municipal Bond	SHM US	SHM.A	SHMIV	SHMNV	LMM1TR			US78464A4250	15	3650	20
High Yield											
iShares iBoxx \$ High Yield Corporate Bond	HYG US	HYG.A	HYGIV	HYGNV	IBOXHY		100	US4642885135	50	50	50
PowerShares High Yield Corporate Bond	PHB US	PHB	PHB.IV	PHBNV	WHYI		100	US73936T5570	50	50	50
SPDR Lehman High Yield	JNK US	JNK.A	JNKIV	JNKNV	LHVLTRUU			US78464A4177	50	105	40
ETSpreads High Yield Fund											
Preferred Income											
iShares S&P U.S. Preferred Stock	PFF US	PFF.A	PFFIV	PFFNV	SPPREF	.SPPREF	100	US4642886877	28	28	48
PowerShares Financial Preferred	PGF US	PGF.A	PGFIV	PGFNV	WPS	.WPS	100	US73935X2291	24	24	60
PowerShares Preferred	PGX US	PGX.A	PGXIV	PGXNV	POP1			US73936T5653	83	83	50
International Developed											
SPDR DB International Government Inflation-Protected Bond	WIP US	WIP.A	WIPIV	WIPNV	DBLNDILS		100	US78464A4904			50
Vanguard Inflation-Protected Securities											
SPDR Lehman International Treasury Bond	BWX US	BWX.A	BWXIV	BWXNV	LTXUTRUU			US78464A5166	54	674	50
International Emerging Markets Income											
iShares JP Morgan USD Emerging Markets Bond	EMB US	EMB.P	EMBIV	EMBNV	JPEICORE			US4642882819			60
PowerShares Emerging Markets Sovereign Debt	PCY US	PCY	PCY.IV	PCYNV	DBLQBLTR		100	US73936T5737	25	25	50
Commodities											
Market Vectors-Gold Miners	GDX US	GDX	GMI	GMINV	GDM	.GDM	1	US57060U1007	37	37	55
Market Vectors-Coal	KOL US	KOL.P	KOLIV	KOLNV	COAL		1	US57060U8374	60	60	65

Notes

Annual TER (bps): * Indicates where only the Management Fee is provided
 Dividends (DIV) - A - Annually, AA - At least annually, S - Semi-annually, Q - Quarterly, M - Monthly,
 Dividend Frequency, R - Reinvested, O - Other
 Footnotes: 1. Price, AUM and Avg Daily Volume is as captured from Bloomberg on 12 May 08;
 2. 20-Day Average; 3. Expected
 4. Can invest in excess of the limits of sections 12(d) (1) of the Investment Company Act of 1940
 5. Managers have notified Japan's Financial Services Agency that these ETFs will be sold through brokers in Japan
 Source: Morgan Stanley Investment Strategies, Various ETF Managers

Fund Sites

Ameristock Corp: www.ameristock.com/ryan_etf
 Claymore Securities: www.claymore.com/etfs
 DIAMONDS: www.amex.com/dia
 Fidelity Management & Research: www.fidelity.com/goto/oneq
 First Trust Advisors: www.ftadvisors.com
 FocusShares: www.focusshares.com
 iShares: www.ishares.com
 Market Vectors: www.vaneck.com
 MidCap SPDR: www.amex.com/mdy/abouMDY.html
 Northern Trust: www.netsetfs.com
 PowerShares: www.powershares.com
 ProShares: www.proshares.com
 Rydex: www.rydexfunds.com/etfs
 SPA ETF: www.spa-etf.com
 streetTRACKS: www.ssgafunds.com
 Select Sector SPDRs: www.sectorspdr.com/index.cfm
 SPDR: www.ssgafunds.com/etf/index.jsp
 Vanguard: flagship.vanguard.com/VGApp/hnw/home
 WisdomTree ETFs: www.wisdomtree.com
 XShares Advisors: www.healthsharesinc.com
 Ziegler Capital Management: www.NXT100.com



Divs	Local Price ¹	AUM (USD MM) ¹	Shares Outstanding (MM) ²	Share Trd Volume (000's) ²	ADV (USD MM) ²	Fund Structure	Init. Index Ratio	Exempt from 12(d) Rule ⁴	Filed Notifications Japan ⁵	Listed as reg sec in Mexico	Options	Futures	Manager	Launch Date
													Van Eck Associates Corp	Planned
													Van Eck Associates Corp	Planned
M	96.04	24.01	0.25	0.00	0.32	Open Ended Fund		Yes	No	No	No	No	Van Eck Associates Corp	07-Jan-08
M	24.39	14.63	0.60	0.01	0.22	Open Ended Fund					No	No	PowerShares	11-Oct-07
M	24.21	135.58	5.60	0.10	2.32	Open Ended Fund					No	No	PowerShares	11-Oct-07
M	24.25	14.55	0.60	0.00	0.09	Open Ended Fund					No	No	PowerShares	11-Oct-07
M	25.08	60.19	2.40	0.06	1.60	Open Ended Fund					No	No	PowerShares	15-Nov-07
M	22.02	17.62	0.80	0.01	0.12	Open Ended Fund					No	No	State Street Global Advisors	15-Oct-07
													Van Eck Associates Corp	Planned
M	22.08	225.22	10.20	0.12	2.65	Open Ended Fund	1/10				Yes	No	State Street Global Advisors	13-Sep-07
M	21.94	13.17	0.60	0.00	0.08	Open Ended Fund					No	No	State Street Global Advisors	15-Oct-07
M	23.06	96.85	4.20	0.05	1.13	Open Ended Fund					No	No	State Street Global Advisors	15-Oct-07
A	99.00	772.20	7.80	0.13	13.34	Open Ended Fund			Yes		Yes	No	Barclays Global Investors	11-Apr-07
M	24.31	9.72	0.40	0.01	0.21	Open Ended Fund					No	No	PowerShares	15-Nov-07
M	45.76	366.08	8.00	0.14	6.58	Open Ended Fund					Yes	No	State Street Global Advisors	04-Dec-07
													Exchange Traded Spreads Trust	Planned
A	44.86	244.49	5.45	0.08	3.76	Open Ended Fund		Yes			No	No	Barclays Global Investors	30-Mar-07
M	21.29	244.84	11.50	0.11	2.38	Open Ended Fund					No	No	PowerShares	01-Dec-06
A	19.45	83.64	4.30	0.11	2.10	Open Ended Fund					No	No	PowerShares	31-Jan-08
M	61.20	85.68	1.40	0.05	2.99	Open Ended Fund					No	No	State Street Global Advisors	19-Mar-08
													Vanguard	Planned
M	56.46	813.02	14.40	0.15	8.56	Open Ended Fund					No	No	State Street Global Advisors	05-Oct-07
	101.64	60.98	0.60	0.01	1.08	Open Ended Fund					No	No	Barclays Global Investors	19-Dec-07
M	26.01	93.64	3.60	0.05	1.20	Open Ended Fund					No	No	PowerShares	11-Oct-07
A	45.96	1,845.43	40.15	2.50	114.86	Open Ended Fund		Yes	No	No	Yes	No	Van Eck Associates Corp	22-May-06
A	48.05	213.82	4.45	0.23	11.23	Open Ended Fund		Yes	No	No	Yes	No	Van Eck Associates Corp	14-Jan-08

Exchange Sites

American Stock Exchange: www.amex.com
Chicago Board Options Exchange: www.cboe.com
Chicago Stock Exchange: www.chx.com
International Securities Exchange: www.ise.com
NASDAQ: www.nasdaq.com
NYSE Euronext: www.nyse.com

ETF Options and Futures

CBOE: www.cboe.com

Index Sites

Bank of New York www.bnyadr.com
Cohen & Steers Capital Management: www.cohenandsteers.com
CSFB www.csfb.com/institutional/research/fi_liquid_indices.shtml
Dow Jones Stoxx: www.stoxx.com
Dow Jones Sustainability: www.sustainability-index.com
Dow Jones: www.djindexes.com
FTSE: www.ftse.com
Goldman Sachs www.gs.com/gsci/
KLD Research & Analytics www.kld.com
Lehman Brothers www.lehman.com/fi/indices/index.htm
Morningstar Indexes <http://indexes.morningstar.com/index/index.asp>
MSCI: www.msci.com
Russell: www.russell.com
Ryan Labs: www.ryanindex.com
Standard & Poors: www2.standardandpoors.com
Wilshire: www.wilshire.com

Other Exchange Traded Products Listed in the United States



These are not "ETFs" as they are listed securities, not funds, which means the regulatory and tax treatment may be different than traditional ETFs. Similar to Exchange Traded Funds, ETCs (Exchange Traded Commodities) are liquid, as they can be created and redeemed on a continuous basis by market makers, matching the liquidity of the underlying markets. ETCs are open-ended securities which can be bought and sold intraday by investors on an exchange in the same way as any equity.

securities which can be bought and sold intraday by investors on an exchange in the same way as any equity.												
Name	Price Ticker		Intraday		Index		Round	Lot	ISIN	Approx. No of Stocks		Annual TER (bps)
	Bloomberg	Reuters	NAV	NAV	Bloomberg	Reuters				ETP	Index	
Exchange Traded Commodities (ETCs)												
Broad												
iShares GSCI Commodity-Indexed Trust	GSG US	GSG	GSGIV	GSGNV	GSCITR		100	US46428R1077			75	
iPath GSCI® Total Return	GSP US	GSP.N	GSPIV		GSCITR			US06738C7948			75	
Goldman Sachs Connect S&P GSCI Enhanced Commodity	GSC US	GSC.N	GSCIV		SPGSCISI			US38144L8524			125	
iShares GSCI Non-Energy Indexes Trust												
iShares GSCI Light Energy Indexed Trust												
iPath Dow Jones - AIG Commodity Index Total Return	DJP US	DJP.N	DJPIV		DJAIGTR	.DJAIGTR		US06738C7781			75	
ProShares Ultra Dow Jones - AIG Commodity												
ProShares Short Dow Jones - AIG Commodity												
ProShares UltraShort Dow Jones - AIG Commodity												
iPath DJ-AIG Ex-Energy Total Return Sub												
PowerShares DB Commodity Index Tracking	DBC US	DBC.A	DBCIV	DBCNAV	DBLCIX	.DBLCIX	100	US73935S1050	6 (commod)	6 (commod)	75	
ELEMENTS Linked to the Rogers Intl. Commodity Index	RJI US	RJI.A	RJIIV		ROGRTR	.RCT		US8702978011			75	
ELEMENTS Linked to the Rogers Intl. Commodity Index - Metals	RJZ US	RJZ.A	RJZIV		ROGRIMTR			US8702974051			75	
ELEMENTS Linked to the Rogers Intl. Commodity Index - Agriculture	RJA US	RJA.A	RJAIV		ROGRAGTR			US8702976031			75	
GreenHaven Continuous Commodity Index	GCC US	GCC.A	GCCIV		CCITR			US3952581060			195	
DB Commodity Long ETN	DPU US		DPUIV					US25154H4598			75	
DB Commodity Short ETN	DDP US		DDPIV					US25154H4671			75	
DB Commodity Double Long ETN	DYY US		DYYIV					US25154H4754			75	
DB Commodity Double Short ETN	DEE US		DEEIV					US25154H4838			75	
Agriculture												
iPath Dow Jones-AIG Agriculture Total Return Sub	JJA US	JJA.P	JJAIV		DJAIGAGT	.DJAIGAGTR		US06739H2067			75	
PowerShares DB Agriculture	DBA US	DBA.A	DBAIV	DBANV	DBAGIX			US73936B4086	4 (commod)	4 (commod)	75	
ProShares Ultra Dow Jones - AIG Agriculture												
ProShares UltraShort Dow Jones - AIG Agriculture												
ProShares Short Dow Jones - AIG Agriculture												
iPath Dow Jones-AIG Grains Total Return Sub	JJG US	JJG.P	JJGIV		DJAIGRTR	.DJAIGGRTR		US06739H3057			75	
ELEMENTS Linked to the MLCX Grains	GRU US	GRU.A	GRUIV					US8702972154			75	
iPath DJ-AIG Softs Total Return Sub												
DB Agriculture Short	ADZ US		ADZIV		DBLCYEAG			US25154H5413			75	
DB Agriculture Double Short	AGA US		AGAIV		DBLCYEAG			US25154H5660			75	
DB Agriculture Long	AGF US		AGFIV		DBLCYEAG			US25154H5330			75	
DB Agriculture Double Long	DAG US		DAGIV		DBLCYEAG			US25154H5587			75	
Energy												
iPath Dow Jones-AIG Energy Total Return Sub	JJE US	JJE.P	JJEIV		DJAIENTR	.DJAIGENTR		US06739H7504			75	
PowerShares DB Energy	DBE US	DBE.A	DBEIV	DBENV	DBENIX			US73936B1017	5 (commod)	5 (commod)	75	
iShares GSCI Commodity Energy Trust												
ELEMENTS Linked to the Rogers Intl. Commodity Index - Energy	RJN US	RJN.A	RJNIV		ROGRENTR			US8702973061			75	
iPath Dow Jones-AIG Natural Gas Total Return Sub	GAZ US	GAZ.P	GAZIV		DJAINGTR	.DJAINGNTR		US06739H6449			75	
iPath Goldman Sachs Crude Oil	OIL US	OIL.N	OILIV		GSCLTR			US06738C7864			75	
PowerShares DB Oil	DBO US	DBO.A	DBOIV	DBONV	DBOLIX			US73936B5075	1 (commod)	1 (commod)	50	
MacroShares Oil Up	UCR US	UCR	UCRIV	UCRNV	RPCRI		100	US55610L1098			160	
MacroShares Oil Down	DCR US	DCR	DCRIV	DCRNV	RPCRI		100	US55610N1054			160	
United States Oil LP	USO US	USO.A	UOI	UOINV			100	US91232N1081	-	-	65	
United States 12 Month Oil	USL US	USL.A	USLIV	USLNV			100	US91288V1035	-	-	75	
ProShares Ultra Crude Oil												
ProShares UltraShort Crude Oil												
ProShares Short Crude Oil												
ProShares Ultra Natural Gas												
ProShares UltraShort Natural Gas												
ProShares Short Natural Gas												
United States Natural Gas	UNG US	UNG.A	UNGIV	UNGNV			100	US9123181029	-	-	75	
iShares GSCI Natural Gas Indexed Trust												
United States 12 Month Natural Gas Fund LP												
United States Gasoline	UGA US	UGA.A	UGAIV	UGANV			100	US91201T1025	-	-	60	
iPath DJ-AIG Petroleum Total Return Sub												
United States Heating Oil	UHN US	UHN.A	UHNIV	UHNNV			100	US91204P1075	-	-	60	
ELEMENTS Linked to the MLCX Biofuels Index	FUE US	FUE.A	FUEIV					US8702971990			75	
iShares Carbon Emissions												
AirShares EU Carbon Allowances												
Livestock												
iPath DJ-AIG Livestock	COW US	COW.P	COWIV		DJAILITR	.DJAIGLITR		US06739H7439			75	
iShares GSCI Livestock Indexed Trust												
Industrial Metals												
PowerShares DB Base Metals	DBB US	DBB.A	DBBIV	DBBNV	DBBMIX			US73936B7055	5 (commod)	5 (commod)	75	
iShares GSCI Industrial Metals Index Trust												
iPath Dow Jones-AIG Industrial Metals Total Return Sub	JJM US	JJM.P	JJMIV		DJAIINTR	.DJAIGINTR		US06738G4073			75	
ProShares Ultra Dow Jones - AIG Industrial Metals												
ProShares UltraShort Dow Jones - AIG Industrial Metals												



Divs	Local Price ¹	AUM (USD MM) ¹	Shares Outstanding (MM) ²	Share Trd Volume (000's) ²	ADV (USD MM) ²	Fund Structure	Init. Index Ratio	Exempt from 12(d) Rule ⁴	Filed Notifications Japan ⁵	Listed as reg sec in Mexico	Options	Futures	Manager	Launch Date
	67.68	862.92	12.75	0.24	15.93	Delaware Statutory Trust			Yes		Yes	No	Barclays Global Investors	20-Jul-06
-	68.64	264.06	3.85	0.04	2.95	Security (Not Fund)					No	No	Barclays Global Investors	06-Jun-06
	81.54	136.66	1.68	0.01	0.88						No	No	Goldman Sachs	31-Jul-07
													Barclays Global Investors	Planned
													Barclays Global Investors	Planned
-	66.38	3,529.56	53.17	0.32	21.30	Security (Not Fund)					No	No	Barclays Global Investors	06-Jun-06
													ProShares	Planned
													ProShares	Planned
													ProShares	Planned
Other	40.62	2,697.17	66.40	0.88	35.93	Delaware Statutory Trust	1/1	Yes	No	Yes	Yes	No	DB Commodity Services	03-Feb-06
	12.93	132.53	10.25	0.20	2.64	Security (Not Fund)					No	No	Swedish Export Credit Corp	18-Oct-07
	10.53	26.33	2.50	0.04	0.44	Security (Not Fund)					No	No	Swedish Export Credit Corp	18-Oct-07
	11.47	304.53	26.55	0.34	3.90	Security (Not Fund)					No	No	Swedish Export Credit Corp	18-Oct-07
	34.66	29.46	0.85	0.02	0.74	Security (Not Fund)					Yes	No	GreenHaven Commodity Services	24-Jan-08
	25.93	5.19	0.20			Security (Not Fund)					No	No	Deutsche Bank	05-May-08
	24.03	4.81	0.20			Security (Not Fund)					No	No	Deutsche Bank	01-May-08
	26.93	5.39	0.20			Security (Not Fund)					No	No	Deutsche Bank	01-May-08
	23.14	4.63	0.20			Security (Not Fund)					No	No	Deutsche Bank	30-Apr-08
	60.87	138.05	2.27	0.04	2.28	Security (Not Fund)					No	No	Barclays Global Investors	24-Oct-07
	37.38	2,661.46	71.20	2.30	86.10	Delaware Statutory Trust					Yes	No	DB Commodity Services	05-Jan-07
													ProShares	Planned
													ProShares	Planned
													ProShares	Planned
	63.47	82.51	1.30	0.04	2.43	Security (Not Fund)					No	No	Barclays Global Investors	24-Oct-07
	9.45	7.56	0.80	0.01	0.11	Security (Not Fund)					No	No	Swedish Export Credit Corp	14-Feb-08
													Barclays Global Investors	Planned
	25.74	5.15	0.20			Security (Not Fund)					No	No	Deutsche Bank	16-Apr-08
	26.52	5.30	0.20			Security (Not Fund)					No	No	Deutsche Bank	16-Apr-08
	24.12	4.82	0.20			Security (Not Fund)					No	No	Deutsche Bank	15-Apr-08
	23.29	4.66	0.20			Security (Not Fund)					No	No	Deutsche Bank	15-Apr-08
	74.96	11.24	0.15	0.00	0.33	Security (Not Fund)					No	No	Barclays Global Investors	25-Oct-07
	48.46	135.69	2.80	0.09	4.25	Delaware Statutory Trust					Yes	No	DB Commodity Services	05-Jan-07
													Barclays Global Investors	Planned
	15.24	15.24	1.00	0.06	0.84	Security (Not Fund)					No	No	Swedish Export Credit Corp	19-Oct-07
	71.92	39.56	0.55	0.02	1.73	Security (Not Fund)					No	No	Barclays Global Investors	24-Oct-07
-	75.50	117.40	1.56	0.22	16.41	Security (Not Fund)					No	No	Barclays Global Investors	15-Aug-06
	46.99	46.99	1.00	0.06	2.87	Delaware Statutory Trust					Yes	No	DB Commodity Services	05-Jan-07
Q	38.18	515.43	13.50	0.43	16.44	Security (Not Fund)		No	No	No	No	No	Macro Securities Depositor	30-Nov-06
Q	1.86	25.11	13.50	3.35	6.23	Security (Not Fund)		No	No	No	No	No	Macro Securities Depositor	30-Nov-06
-	102.12	633.14	6.20	7.94	811.21	Limited Partnership		Yes	No		Yes	No	Victoria Bay Asset Management	10-Apr-06
-	74.27	7.43	0.10	0.00	0.15	Limited Partnership		Yes	No		Yes	No	Victoria Bay Asset Management	06-Dec-07
													ProShares	Planned
													ProShares	Planned
													ProShares	Planned
													ProShares	Planned
													ProShares	Planned
-	55.65	617.72	11.10	1.16	64.48	Limited Partnership		Yes	No		Yes	No	Victoria Bay Asset Management	18-Apr-07
													Barclays Global Investors	Planned
-	59.33	17.80	0.30	0.03	1.87	Limited Partnership		Yes	No		Yes	No	Victoria Bay Asset Management	27-Feb-08
													Barclays Global Investors	Planned
-	59.34	17.80	0.30	0.01	0.50	Limited Partnership		Yes	No		Yes	No	Victoria Bay Asset Management	09-Apr-08
	10.40	4.16	0.40	0.00	0.04	Security (Not Fund)					No	No	Swedish Export Credit Corp	07-Feb-08
													Barclays Global Investors	Planned
													XShares Advisors	Planned
	44.36	100.30	2.26	0.14	6.22	Security (Not Fund)					No	No	Barclays Global Investors	24-Oct-07
													Barclays Global Investors	Planned
	24.51	112.75	4.60	0.09	2.22	Delaware Statutory Trust					Yes	No	DB Commodity Services	05-Jan-07
													Barclays Global Investors	Planned
	49.93	10.73	0.22	0.01	0.53	Security (Not Fund)					No	No	Barclays Global Investors	30-Oct-07
													ProShares	Planned
													ProShares	Planned

Other Exchange Traded Products Listed in the United States



These are not "ETFs" as they are listed securities, not funds, which means the regulatory and tax treatment may be different than traditional ETFs. Similar to Exchange Traded Funds, ETCs (Exchange Traded Commodities) are liquid, as they can be created and redeemed on a continuous basis by market makers, matching the liquidity of the underlying markets. ETCs are open-ended securities which can be bought and sold intraday by investors on an exchange in the same way as any equity.

Name	Price Ticker		Intraday		Index		Round		Approx. No of Stocks		Annual TER (bps)
	Bloomberg	Reuters	NAV	NAV	Bloomberg	Reuters	Lot	ISIN	ETP	Index	
ProShares Short Dow Jones - AIG Industrial Metals											
iPath Dow Jones-AIG Nickel Total Return Sub	JJN US	JJN.P	JJNIV		DJAINITR	.DJAIGNITR		US06739F1194			75
iPath Dow Jones-AIG Copper Total Return Sub	JJC US	JJC.P	JJCIV		DJAIHGTR	.DJAIGHGTR		US06739F1012			75
Precious Metals											
PowerShares DB Precious Metals	DBP US	DBP.A	DBPIV	DBPNV	DBPMIX			US73936B2007	2 (commod)	2 (commod)	75
iPath DJ-AIG Precious Metals Total Return Sub											
ProShares Ultra Dow Jones - AIG Precious Metals											
ProShares UltraShort Dow Jones - AIG Precious Metals											
ProShares Short Dow Jones - AIG Precious Metals											
streetTRACKS Gold	GLD US	GLD.N	GLDIV	GLDNV			100	US8633071043	-	-	40
iShares COMEX Gold Trust	IAU US	IAU.A	IAUIV	IAUNV			100	US4642851053	-	-	40
PowerShares DB Gold	DGL US	DGL.A	DGLIV	DGLNV	DGLDIX			US73936B6065	1 (commod)	1 (commod)	50
DB Gold Short	DGZ US		DGZIV					US25154H7310			75
DB Gold Double Long	DGP US		DGPIV					US25154H7492			75
DB Gold Double Short	DZZ US		DZZIV					US25154H7567			75
ProShares Ultra Gold											
ProShares UltraShort Gold											
ProShares Short Gold											
iShares Silver	SLV US	SLV.A	SLVIV	SLVNV	SLVRLN			US46428Q1094			50
PowerShares DB Silver	DBS US	DBS.A	DBSIV	DBBNV	DBSLIX			US73936B3096	1 (commod)	1 (commod)	50
ProShares Ultra Silver											
ProShares UltraShort Silver											
ProShares Short Silver											
Exchange Traded Currency Products											
Rydex Euro Currency Trust ETF	FXE US	FXE.N	FXEIV	FXENV			100	US23130C1080			40
Rydex CurrencyShares Australian Dollar Trust	FXA US	FXA.N	FXAIV	FXANV			100	US23129U1016			40
Rydex CurrencyShares British Pound Sterling Trust	FXB US	FXB.N	FXBIV	FXBNV			100	US23129S1069			40
Rydex CurrencyShares Canadian Dollar Trust	FXC US	FXC.N	FXCIV	FXCNV			100	US23129X1054			40
Rydex CurrencyShares Mexican Peso Trust	FXM US	FXM.N	FXMIV	FXMNV			100	US23130H1077			40
Rydex CurrencyShares Swedish Krona Trust	FXS US	FXS.N	FXSIV	FXSNV			100	US23129R1086			40
Rydex CurrencyShares Swiss Franc Trust	FXF US	FXF.N	FXFIV	FXFNV			100	US23129V1098			40
Rydex CurrencyShares Japanese Yen Trust	FXV US	FXV.N	FXVIV	FXVNV			100	US23130A1025			40
PowerShares DB G10 Currency Harvest	DBV US	DBV.A	FBV	FBVNV	DBCFOX	.DBCFOX		US73935Y1029	10 (crncy's)	10 (crncy's)	75
PowerShares DB US Dollar Bullish	UDN US	UDN.A	UDNIV	UDNNV	USDDNX	.USDN		US73936D2062	6 (crncy's)	6 (crncy's)	50
PowerShares DB US Dollar Bearish	UUP US	UUP.A	UUPIV	UUPNV	USDUPX	.USUP		US73936D1072	6 (crncy's)	6 (crncy's)	50
iPATH GBP/USD Exchange Rate	GBB US	GBB	GBBIV					GB00B1WPB621			40
iPATH EUR/USD Exchange Rate	ERO US	ERO	EROIV					GB00B1WPBD95			40
iPATH JPY/USD Exchange Rate	JYN US	JYN	JYNIV					GB00B1WPB282			40
Market Vectors-Rupee/USD ETN	INR US	INR	INRIV		SPCBINR	.SPCBINR		US61747W2659			55
Market Vectors-Renminbi/USD ETN	CNY US	CNY	CNYIV		SPCBCNY	.SPCBCNY		US61747W2576			55
Market Vectors Double Short Euro ETN	DRR US		DRRIV		DSHREUR	.DSHREUR		US6174802800			65
Market Vectors Double Long Euro ETN	URR US		URRIV		DLONGEUR	.DLONGEUR		US6174802727			65
ProShares Ultra Euro											
ProShares UltraShort Euro											
ProShares Short Euro											
ProShares Ultra Australian Dollar											
ProShares UltraShort Australian Dollar											
ProShares Short Australian Dollar											
ProShares Ultra British Pound											
ProShares UltraShort British Pound											
ProShares Short British Pound											
ProShares Ultra Canadian Dollar											
ProShares UltraShort Canadian Dollar											
ProShares Short Canadian Dollar											
ProShares Ultra Mexican Peso											
ProShares UltraShort Mexican Peso											
ProShares Short Mexican Peso											
ProShares Ultra Swedish Krona											
ProShares UltraShort Swedish Krona											
ProShares Short Swedish Krona											
ProShares Ultra Swiss Franc											
ProShares UltraShort Swiss Franc											
ProShares Short Swiss Franc											
ProShares Ultra Japanese Yen											
ProShares UltraShort Japanese Yen											
ProShares Short Japanese Yen											
WisdomTree Brazilian Real											
WisdomTree British Pound											
WisdomTree Canadian Dollar											
WisdomTree Chinese Yuan											
WisdomTree Euro											
WisdomTree Indian Rupee											
WisdomTree Japanese Yen											
WisdomTree New Zealand Dollar											
WisdomTree South African Rand											
WisdomTree South Korean Won											



This material is not a solicitation of any offer to buy or sell any security or other financial instrument or to participate in any trading strategy. This material was not prepared by the Morgan Stanley Research Department, and you should not regard it as a research report. Please refer to important information and qualifications at the end of this material.

Other Exchange Traded Products Listed in the United States



These are not "ETFs" as they are listed securities, not funds, which means the regulatory and tax treatment may be different than traditional ETFs. Similar to Exchange Traded Funds, ETCs (Exchange Traded Commodities) are liquid, as they can be created and redeemed on a continuous basis by market makers, matching the liquidity of the underlying markets. ETCs are open-ended securities which can be bought and sold intraday by investors on an exchange in the same way as any equity.

	Price Ticker				Index		Round	Approx. No of Stocks		Annual TER	
Name	Bloomberg	Reuters	NAV	NAV	Bloomberg	Reuters	Lot	ISIN	ETP	Index	(bps)
Exchange Traded Equity Notes											
iPath MSCI India	INP US	INP.N	INPIV		NDEUSIA			US06739F2911	68	68	89
iPathSM CBOE S&P 500 BuyWrite IndexSM	BWV US	BWV	BWVIV		BXM	.BXM		GB00B1WL1590			75
iPath Optimized Currency Carry ETN	ICI US	ICI.P	ICIV		BXIIICIUS			US06739H4121			65
Bearlinx Alerian MLP Select	BSR US	BSR.N	BSRIV		AMZS	.AMZS		US0739028357	37	37	85
ELEMENTS Linked to the SPECTRUM Large Cap U.S. Sector Momentum	EEH US	EEH.N	EEHIV		SPBNPSP			US8702975041			75
ELEMENTS Linked to the Morningstar Wide Moat Focus	WMW US	WMW.P	WMWIV		MWMFTR			US25153Q7088			75
ELEMENTS - Dogs of the Dow Linked to the DJ High Yield Select 10	DOD US	DOD.P	DODIV		MUTR			US25153Q6585			75
Claymore CEF GS Connect ETN	GCE US	GCE.P	GCEIV		CLMRCEF			US3622731046			95
Barclays Asian and Gulf Currency Revaluation ETN	PEGF US										
HOLDRS (Holding Company Depository Receipts)											
B2B Internet HOLDRS	BHH US	BHH	BUXB		BUXB	.BUX2	100	US0560331037	7	7	0 **
Biotech HOLDRS	BBH US	BBH	IBH		IBH	BBH	100	US09067D2018	18	18	0 **
Broadband HOLDRS	BDH US	BDH.N	XDH		XDH	BDH	100	US11130P1049	23	23	0 **
Europe 2001 HOLDRS	EKH US	EKH.N	EKI		EKI	EKH	100	US29875G1058	45	45	0 **
Internet Architecture HOLDRS	IAH US	IAH.N	XAH		XAH	IAH	100	US46060A1079	20	20	0 **
Internet HOLDRS	HHH US	HHH	HHI		HHI	IAH	100	US46059W1027	13	13	0 **
Internet Infrastructure HOLDRS	IIH US	IIH	YIH		YIH	.YIH	100	US46059V1044	14	14	0 **
Market 2000+ HOLDRS	MKH US	MKH.N	XKH		XKH	MKH	100	US57059Y2046	58	58	0 **
Oil Services HOLDRS	OIH US	OIH.N	OXH		OXH	OIH	100	US6780021068	18	18	0 **
Pharmaceutical HOLDRS	PPH US	PPH.N	IPH		IPH	PPH	100	US71712A2069	21	21	0 **
Regional Bank HOLDRS	RKH US	RKH	XRH		XRH	RKH	100	US75902E1001	19	19	0 **
Retail HOLDRS	RTH US	RTH	IRH		IRH	RTH.DF	100	US76127U1016	20	20	0 **
Semiconductor HOLDRS	SMH US	SMH	XSH		XSH	SMH	100	US8166362033	20	20	0 **
Software HOLDRS	SWH US	SWH.N	XWH		XWH	SWH	100	US83404B1035	18	18	0 **
Telecommunications HOLDRS	TTH US	TTH.N	ITH		ITH	TTH	100	US87927P2002	13	13	0 **
Utilities HOLDRS	UTH US	UTH	XUH		XUH	UTH	100	US9180191002	19	19	0 **
Wireless HOLDRS	WMH US	WMH	IWH		IWH	WMH	100	US97653L2088	20	20	0 **

Notes

Annual TER (bps): * Indicates where only the Management Fee is provided

** Expenses for HOLDRS consist of a custody fee of \$2 per round lot (100 shares) per quarter.

However, according to the HOLDRS prospectus, the trustee will waive that portion of the fee, which exceeds the total cash dividends and other cash distributions.

Dividends (DIV) - A - Annually, AA - At least annually, S - Semi-annually, Q - Quarterly, M - Monthly,

Dividend Frequency, R - Reinvested, O - Other

Footnotes: 1. Price, AUM and Avg Daily Volume is as captured from Bloomberg on 12 May 08;

2. 20-Day Average; 3. Expected

4. Can invest in excess of the limits of sections 12(d) (1) of the Investment Company Act of 1940

5. Managers have notified Japan's Financial Services Agency that these ETFs will be sold through brokers in Japan

Source: Morgan Stanley Investment Strategies, Various ETC Managers

Fund Sites

Bear Stearns & Co Inc:

Macro Securities Depositor:

DB Commodity Services LLC/USA:

ELEMENTS:

First Trust Advisors:

GreenHaven Commodity Services LLC:

HOLDRS:

iPath:

iShares:

Rydex CurrencyShares:

streetTRACKS:

Victoria Bay Asset Management:

www.bearstearns.com/bearlinx

www.macrosheare.com

www.dbfunds.db.com

www.ELEMENTSetn.com

www.ftportfolios.com

www.greenhavenllc.com

www.holdrs.com

www.ipathetn.com

www.ishares.com

www.currencyshares.com

www.ssgafunds.com

www.unitedstatesoilfund.com



Divs	Local Price ¹	AUM (USD MM) ¹	Shares Outstanding (MM) ²	Share Trd Volume (000's) ²	ADV (USD MM) ²	Fund Structure	Init. Index Ratio	Exempt from 12(d) Rule ⁴	Filed Notifications Japan ⁵	Listed as reg sec in Mexico	Options	Futures	Manager	Launch Date
	70.14	786.41	11.21	0.44	31.01	Security (Not Fund)					No	No	Barclays Global Investors	20-Dec-06
	51.15	22.56	0.44	0.00	0.22	Security (Not Fund)					No	No	Barclays Global Investors	23-May-07
	49.77	12.94	0.26	0.00	0.13	Security (Not Fund)					No	No	Barclays Global Investors	28-Mar-08
	34.29	86.34	2.52	0.04	1.41	Security (Not Fund)					No	No	Bear Stearns Asset Management	20-Jul-07
	10.20	5.52	0.54	0.00	0.02	Security (Not Fund)					No	No	Swedish Export Credit Corp	02-Aug-07
	9.48	5.69	0.60	0.00	0.04	Security (Not Fund)					No	No	Deutsche Bank	18-Oct-07
	9.29	7.43	0.80	0.00	0.04	Security (Not Fund)					No	No	Deutsche Bank	08-Nov-07
	23.08	4.62	0.20	0.00	0.01	Security (Not Fund)					No	No	Goldman Sachs	10-Dec-07
													Barclays Global Investors	Planned
O	0.43	2.62	6.08	0.04	0.02	Open Ended Fund					No	No	Merrill Lynch	24-Feb-00
O	164.31	675.48	4.11	0.13	20.58	Open Ended Fund					Yes	No	Merrill Lynch	23-Nov-99
O	13.36	33.32	2.49	0.08	1.06	Open Ended Fund					Yes	No	Merrill Lynch	06-Apr-00
O	78.43	15.29	0.20	0.00	0.03	Open Ended Fund					Yes	No	Merrill Lynch	18-Jan-01
O	49.80	70.87	1.42	0.01	0.38	Open Ended Fund					Yes	No	Merrill Lynch	25-Feb-00
O	55.42	167.31	3.02	0.11	6.20	Open Ended Fund					Yes	No	Merrill Lynch	23-Sep-99
O	4.02	17.75	4.42	0.03	0.12	Open Ended Fund					No	No	Merrill Lynch	25-Feb-00
O	58.74	26.14	0.45	0.00	0.03	Open Ended Fund					No	No	Merrill Lynch	30-Aug-00
O	206.94	2,557.57	12.36	7.60	1,573.31	Open Ended Fund					Yes	No	Merrill Lynch	07-Feb-01
O	69.69	782.20	11.22	0.58	40.75	Open Ended Fund					Yes	No	Merrill Lynch	01-Feb-00
O	121.32	301.84	2.49	0.85	102.86	Open Ended Fund					Yes	No	Merrill Lynch	23-Jun-00
O	94.44	494.87	5.24	5.49	518.17	Open Ended Fund					Yes	No	Merrill Lynch	02-May-01
O	31.74	1,212.98	38.22	10.28	326.15	Open Ended Fund					Yes	No	Merrill Lynch	05-May-00
O	40.31	89.00	2.21	0.05	1.91	Open Ended Fund					Yes	No	Merrill Lynch	27-Sep-00
O	33.67	138.72	4.12	0.05	1.57	Open Ended Fund					Yes	No	Merrill Lynch	01-Feb-00
O	130.85	154.66	1.18	0.05	7.18	Open Ended Fund					Yes	No	Merrill Lynch	23-Jun-00
O	65.76	32.55	0.50	0.00	0.12	Open Ended Fund					Yes	No	Merrill Lynch	01-Nov-00

Exchange Sites:

American Stock Exchange:
New York Stock Exchange:

www.amex.com
www.nyse.com

Index Sites:

Dow Jones:
GSCI:
Standard & Poors:

www.djindexes.com
www.gs.com/gsci/
www2.standardandpoors.com

ETFs Listed in Latin America

streetTRACKSSMpowerSHARESSM
Xchange Traded FundsSMVanguard[®]

ETF Name	Bloomberg	Price Ticker		Intraday		Index		Round Lot	ISIN	Approx. No of Stocks		Annual TER (bps)
		Reuters	NAV	NAV	Bloomberg	Reuters	ETF			Index		
Brazil												
PIBBO INDICE BRASIL 50	PIBB11 BZ	PIBB11.SA				IBX50:IND	.IBX	100	BRPIBBCTF005	50	50	5.9
ETFs Registered for Sale in Chile												
iShares \$ TIPS	ITPS LN	ITPS.L	INAVTIPP			BCIT1T	USIL1=BARL		IE00B1FZSC47	22	22	25
iShares \$ Treasury Bond 7-10	IBTM LN	ISTB.L	INAVTRBP			BCEY4T	USD72=BARL		IE00B1FZS798	12	12	20
iShares £ Index Linked Gilt	INXG LN	INXG.L	INAVILGP			BCIU1T	UKIL1=BARL		IE00B1FZSD53	12	12	25
iShares Euro Government Bond 15-30	IBGL LN	IBGL.L	INAVGBFP			BCEX1T	EURT4=BARL		IE00B1FZS913	29	29	20
iShares Euro Government Bond 3-5	IBGX LN	IBGX.L	INAVGBTP			BCEE7T	EURT3=BARL		IE00B1FZS681	13	13	20
iShares Euro Government Bond 7-10	IBGM LN	IBGM.L	INAVGBSP			BCEE9T	EURT2=BARL		IE00B1FZS806	14	14	20
iShares DJ EuroSTOXX 50	EUN2 GY	LSTXX.DE	VLEUE			SX5E	.STOXX50E		IE0008471009	50	50	15
iShares DJ Stoxx 50	EUN1 GY	LSTXX.DE	VLEUN			SX5R	.STOXX50		IE0008470928	50	50	35
iShares FTSE BRIC 50	BRIC LN	BRIC.L	INAVFBRU			FBRIC	.FTFBRIC		IE00B1W57M07	50	50	74
iShares FTSE UK Gilt All Stocks	IGLT LN	IGLT.L	INAVGLTP			FTFRBGA			IE00B1FZSB30	29	29	20
iShares MSCI Turkey	ITKY LN	ITKY.L	INAVTUKP			MXTR	.CITR		IE00B1FZS574	30	30	74
iShares \$ Corporate Bond	LQDE LN	LQDE.L	INAVUSDU			IBOXIG	.IBOXXUSLIG		IE0032895942	100	100	20
iShares \$ Treasury Bond 1- 3 years	IBTS LN	IBTS.L	INAVUSTP			BCEY6T	USD71=BARL		IE00B14X4S71	15	15	20
iShares £ Corporate Bond	SLXX LN	SLXX.L	INAVSLXP			IB8X	IB8A		IE00B00FV011	40	40	20
iShares €Corporate Bond	IBCS GY	IBCSz.DE	INAVBXE2			IB8A	IB8A		DE0002511243	38	38	20
iShares €Gov Bond 1 - 3 years	IBGS LN	IBGS.L	INAVEGBP			BCEX6T	EURT1=BARL		IE00B14X4Q57	9	9	20
iShares €Inflation-Linked Bond	IBCI LN	IBCI.L	INAVILBP			BEIG1T			IE00B0M62X26	20	20	25
iShares DJ EuroSTOXX Growth	IDJG LN	IDJG.L	INAVSGWP			SLGE	.SLGE		IE00B0M62V02	61	61	40
iShares DJ Euro STOXX MidCap	DJMC LN	DJMC.L	INAVDJMP			MCXE	.MCXE		IE00B02KXL92	99	99	40
iShares DJ EuroSTOXX Select Dividends	IDVY LN	IDVY.L	INAVSSDP			SD3E	.SD3T		IE00B0M62S72	30	30	40
iShares DJ Euro STOXX SmallCap	DJSC LN	DJSC.L	INAVDJSJ			SCXE	.SCXE		IE00B02KXK00	108	108	40
iShares DJ EuroSTOXX Value	IDJV LN	IDJV.L	INAVSVLP			SLVE	.SLVE		IE00B0M62T89	68	68	40
iShares FTSE 100	ISF LN	ISF.L	BEIFT100			UKX	.FTSE		IE0005042456	100	100	40
iShares FTSE 250	MIDD LN	IMID.L	INAVMIDP			MCX	.FTMC		IE00B00FV128	250	250	40
iShares FTSE/Xinhua China 25	FXC LN	FXC.L	INAVFXCP			XIN01	.FTXIN25		IE00B02KXK85	25	25	74
iShares MSCI AC Far East ex-Japan	IFFF LN	IFFF.L	INAVPACP			MXFEJ	.MSCIFEJ		IE00B0M63730	406	494	74
iShares MSCI Brazil	IBZL LN	IBZL.L	INAVBRAP			MXBR	.MSCIBR		IE00B0M63516	54	54	74
iShares MSCI Eastern Europe	IEER LN	IEER.L	INAVEEPP			MXME	.MSCIME		IE00B0M63953	50	50	74
iShares MSCI Emerging Markets	IEEM LN	IEEM.L	INAVEMKP			MXEF	.MSCIEF		IE00B0M63177	357	853	75
iShares MSCI Europe ex-UK	IEUX LN	IEUX.L	INAVEUKP			MXEUG	.MSCIEUG		IE00B14X4N27	331	436	40
iShares MSCI Japan	IJPN LN	IJPN.L	INAVJPP			MXJP	.MSCIJP		IE00B02KXH56	382	382	59
iShares MSCI Korea	IKOR LN	IKOR.L	INAVKORP			MXKR	.MSCIKR		IE00B0M63391	96	96	74
iShares MSCI Taiwan	ITWN LN	ITWN.L	INAVTAIP			MXTW	.MSCITW		IE00B0M63623	112	112	74
iShares MSCI World	IWRD LN	IWRD.L	INAVWORP			MXWO	.MSCIWO		IE00B0M62Q58	605	1889	50
iShares S&P 500	IUSA LN	IUSA.L	BEIFIUSA			SPX	.SPX		IE0031442068	500	500	40
ETFs Listed in Mexico												
NAFTRAC	NAFTRAC MM	NAFTRAC02.MX				MEXBOL	.MXX	100	MX1BNA060006	35	35	25
Nasdaq-100 Index Tracking Stock	QQQQ* MM	QQQQ.MX	QXV	QQQQN		NDX	.NDX	100	US73935A1043	100	100	20
iShares S&P 100 Index	OEF* MM	OEF.MX	OEV	OEL		OEX	.OEX	100	US4642871010	100	100	20
iShares S&P 500	IVV* MM	IVV.MX	NNV	NNVNV		SPX	.SPX	100	US4642872000	500	500	9
iShares S&P Europe 350 Index	IEV* MM	IEV.MX	NLG	NLGNV		SPTR350N		100	US4642878619	354	350	60
iShares S&P Global 100 Index	IOO* MM	IOO.MX	OON	OOV		SPTR100N		100	US4642875722	100	100	40
iShares S&P MidCap 400	IJH* MM	IJH.MX	NJH	NJHNV		MID	.MID	100	US4642875078	400	400	20
iShares S&P SmallCap 600	IJR* MM	IJR.MX	NIR	NIRNV		SML	.SML	100	US4642878049	600	600	20
iShares S&P Latin America 40	ILF* MM	ILF.MX	NIH	NIHNV		SPTRL40N		100	US4642873909	40	40	50
iShares S&P SmallCap 600 Value Index	IJS* MM	IJS.MX	ISIV			SMLV	.SMLV	100	US4642878791	456	456	25
iShares S&P 500 Growth	IYW* MM	IYW.MX	IYVIV			SGX	.SGX	100	US4642873099	301	301	18
iShares S&P 500 Value	IVE* MM	IVE.MX	IVEIV			SVX	.SVX	100	US4642874089	354	354	18
iShares S&P SmallCap 600 Growth	IJT* MM	IJT.MX	ITJTV			SMLG	.SMLG	100	US4642878874	354	354	25
iShares Russell 1000	IWB* MM	IWB.MX	NJBX			RIY	.RUI	100	US4642876225	983	983	15
iShares Russell 2000	IWM* MM	IWM.MX	NJM			RTY	.RUT	100	US4642876555	2010	2010	20
iShares Russell 3000	IWV* MM	IWV.MX	NMV			RAY	.RAY	100	US4642876894	2993	2993	20
iShares MSCI World	IWRDN MM	IWRDN.MX	INAVWORP			MXWO	.MSCIWO		IE00B0M62Q58	558		50
iShares MSCI EAFE	EFA* MM	EFA.MX	IEE			NDDUEAFE	.MXEA	100	US4642874659	814	1137	35
iShares MSCI EMU	EUZ* MM	EUZ.MX	WEM			NDDUEMU		100	US4642866085	296	313	59
iShares MSCI Hong Kong	EWH* MM	EWH.MX	EWH.MX			NDDUHK	.MXHK	100	US4642868719	41	41	59
iShares MSCI Pacif Ex-Japan	EPP* MM	EPP.MX	EPK			NDDUPFXJ	.MXPCJ	100	US4642866655	177	178	50
iShares MSCI Emerging Markets	EEM* MM	EEM.MX	EEV			MXEF	.MXEF	100	US4642872349	260	825	75
iShares MSCI Canada	EWJ* MM	EWJ.MX	WPB			NDDUCA	.MXCA	100	US4642865095	94	94	59
iShares MSCI Japan	EWJ* MM	EWJ.MX	INJ			NDDUJN	.MSNRJP=U	100	US4642868487	325	369	59
iShares MSCI United Kingdom	EWU* MM	EWU.MX	INU			NDDUUK		100	US4642866994	157	155	59
iShares MSCI France	EWQ* MM	EWQ.MX	EWQIV			NDDUFR	.MXFR	100	US4642867075	62	62	59
iShares MSCI Italy	EWI* MM	EWI.MX	EWIIV			NDDUIT	.MXIT	100	US4642868552	38	38	59
iShares MSCI Netherlands	EWN* MM	EWN.MX	EWNIIV			NDDUNE		100	US4642868149	26	26	59
iShares MSCI Spain	EWV* MM	EWV.MX	EWPIV			NDDUSP		100	US4642867646	39	33	59
iShares MSCI Sweden	EWL* MM	EWL.MX	EWLIV			NDDUSW		100	US4642867562	47	47	59
iShares MSCI Austria	EWO* MM	EWO.MX	EWOIV			NDDUAT	.MXAT	100	US4642862027	22	13	59
iShares MSCI Australia	EWA* MM	EWA.MX	EWAIV			NDDUAS	.MXAU	100	US4642861037	83	83	59
iShares MSCI Germany	EWG* MM	EWG.MX	EWGIV			NDDUGR	.MSDUGR	100	US4642868065	50	50	59
iShares MSCI South Korea	EWY* MM	EWY.MX	EWYIV			NDEUSKO		100	US4642867729	79	73	74
iShares MSCI Brazil	EWZ* MM	EWZ.MX	EWZIV			NDEUBRAF	.MSNRBR=U	100	US4642864007	48	47	74
iShares MSCI Malaysia	EWV* MM	EWV.MX	EWVIV			NDDUMAF	.MSDUMAF	100	US4642868305	76	75	59
iShares MSCI Taiwan	EWT* MM	EWT.MX	EWTV			NDEUSTW	.MSEUSTW	100	US4642867315	101	101	74
iShares MSCI Singapore	EWS* MM	EWS.MX	EWSIV			MXSG	.MXSG	100	US4642866739	42	41	59
iShares South Africa	EZA* MM	EZA.MX	EZAIV			MXZA	.MXZA	100	US4642867802	50	50	74
iShares MSCI Japan Small Cap Index	SCJ MM	SCJ.MX	SCJIV			NCUAJN			US4642865822	531	794	59
iShares MSCI Kokusai Index	TOK MM	TOK.MX	TOKIV			NDDUKOK			US4642882652	1203	1203	25
iShares MSCI Chile Index	ECH MM	ECH.MX	ECHIV			MXCL	.dMICL00000P		US4642866408	29	27	74
iShares MSCI EAFE Small Cap Index	SCZ MM	SCZ.MX	SCZIV			NCUDEAFE			US4642882736	600	600	40



大和投資信託

Daiwa Asset Management

Divs	Currency	Local Price ¹	AUM (USD MM) ²	Shares Outstanding (MM) ³	Share Trd Volume (000's) ⁴	ADV (USD MM) ⁴	Fund Structure	Init. Index Ratio	Exempt from 12(d) Rule4	Filed Notifications Japan ⁵	Options	Futures	Manager	Launch Date
R	BRL	104.01	2,490.16	40.60	0.07	4.39	Open Ended Fund		No	No	No	No	Banco Itau	26-Jul-04
6														
	GBP	78.78	187.50	1.20	0.00	0.61	Irish VCIC				No	No	Barclays Global Investors	11-Dec-06
S (Apr, Oct)	GBP	83.19	46.20	0.28	0.00	0.02	Irish VCIC				No	No	Barclays Global Investors	11-Dec-06
S (Apr, Oct)	GBP	10.79	224.70	10.50	0.14	2.89	Irish VCIC				No	No	Barclays Global Investors	04-Dec-06
S (Apr, Oct)	GBP	118.96	37.75	0.16	0.00	0.01	Irish VCIC				No	No	Barclays Global Investors	11-Dec-06
S (Apr, Oct)	GBP	108.91	138.24	0.64	0.00	0.10	Irish VCIC				No	No	Barclays Global Investors	11-Dec-06
S (Apr, Oct)	GBP	114.22	135.92	0.60	0.01	1.68	Irish VCIC				No	No	Barclays Global Investors	11-Dec-06
Q	EUR	38.70	6,237.08	103.50	0.54	32.58	Irish VCIC	1/100		Yes	Yes	Yes	Barclays Global Investors	11-Apr-00
Q	EUR	32.61	1,213.61	23.90	0.09	4.34	Irish VCIC	1/100			No	Yes	Barclays Global Investors	11-Apr-00
S	GB-p	2,050.00	142.30	3.50	0.02	0.83	Irish VCIC				No	No	Barclays Global Investors	23-Apr-07
S (Apr, Oct)	GBP	9.84	312.10	16.00	0.18	3.43	Irish VCIC				No	No	Barclays Global Investors	04-Dec-06
S	GB-p	1,744.54	197.22	5.70	0.05	1.60	Irish VCIC			Yes	No	No	Barclays Global Investors	06-Nov-06
M	USD	105.57	126.68	1.20	0.02	1.96	Irish VCIC	1/1			No	No	Barclays Global Investors	16-May-03
S (Mar, Sep)	GBP	65.05	98.05	0.76	0.00	0.04	Irish VCIC				No	No	Barclays Global Investors	06-Jun-06
Q	GBP	129.48	513.61	2.00	0.04	9.69	Irish VCIC	1/1			No	No	Barclays Global Investors	29-Mar-04
Q	EUR	117.18	1,412.29	7.74	0.02	3.49	Irish VCIC	1/1		Yes	No	No	Barclays Global Investors	19-Mar-03
S (Mar, Sep)	GBP	103.90	239.04	1.16	0.00	0.46	Irish VCIC				No	No	Barclays Global Investors	06-Jun-06
R	GBP	131.48	521.54	2.00	0.01	1.87	Irish VCIC			Yes	No	No	Barclays Global Investors	21-Nov-05
Q	GB-p	2,217.00	202.26	4.60	0.02	0.79	Irish VCIC				No	No	Barclays Global Investors	07-Nov-05
Q	GB-p	3,593.00	285.05	4.00	0.00	0.21	Irish VCIC	1/10			No	No	Barclays Global Investors	01-Nov-04
Q	GB-p	2,423.00	874.63	18.20	0.01	0.55	Irish VCIC			Yes	No	No	Barclays Global Investors	31-Oct-05
Q	GB-p	2,232.00	278.89	6.30	0.00	0.20	Irish VCIC	1/10			No	No	Barclays Global Investors	01-Nov-04
Q	GB-p	2,470.00	83.28	1.70	0.01	0.35	Irish VCIC				No	No	Barclays Global Investors	07-Nov-05
Q	GB-p	631.25	3,558.39	284.22	5.16	64.56	Irish VCIC	1/1000		Yes	No	Yes	Barclays Global Investors	28-Apr-00
Q	GB-p	1,033.00	440.49	21.50	0.32	6.53	Irish VCIC	1/1000			No	No	Barclays Global Investors	29-Mar-04
Q	GB-p	7,429.00	832.48	5.65	0.03	3.72	Irish VCIC	0.0065			No	No	Barclays Global Investors	25-Oct-04
Q	GB-p	2,317.00	909.89	19.80	0.03	1.19	Irish VCIC			Yes	No	No	Barclays Global Investors	31-Oct-05
Q	GB-p	3,611.00	751.99	10.50	0.08	5.52	Irish VCIC				No	No	Barclays Global Investors	21-Nov-05
Q	GB-p	2,430.00	419.30	8.70	0.03	1.39	Irish VCIC			Yes	No	No	Barclays Global Investors	07-Nov-05
Q	GB-p	2,372.75	1,505.91	32.00	0.10	4.75	Irish VCIC				No	No	Barclays Global Investors	21-Nov-05
Q (Mar, Jun, Sep, Dec)	GB-p	2,131.00	431.10	10.20	0.03	1.23	Irish VCIC				No	No	Barclays Global Investors	06-Jun-06
S	GB-p	677.50	1,951.07	145.20	0.21	2.76	Irish VCIC	1/70			No	No	Barclays Global Investors	04-Oct-04
S	GB-p	1,800.50	157.12	4.40	0.01	0.42	Irish VCIC				No	No	Barclays Global Investors	21-Nov-05
S	GB-p	2,010.00	318.92	8.00	0.08	3.08	Irish VCIC				No	No	Barclays Global Investors	21-Nov-05
Q	GB-p	1,663.00	1,332.51	40.40	0.05	1.80	Irish VCIC			Yes	No	No	Barclays Global Investors	31-Oct-05
Q	GB-p	715.50	4,037.28	284.50	0.80	11.35	Irish VCIC	1/100			No	Yes	Barclays Global Investors	19-Mar-02
Other(twice per year)	MXN	30.65	4,206.93	1,442.20	21.24	61.95	Open Ended Fund	1/1000		No	Yes	Yes	Nacional Financiera	16-Apr-02
Q	MXN	510.06			0.09	4.27	Unit Invest. Trust	1/40		Yes	Yes	Yes	PowerShares	04-May-04
Q	MXN						Open Ended Fund	1/10	Yes		Yes	Yes	Barclays Global Investors	10-Nov-04
Q	MXN	1,470.50			0.13	18.05	Open Ended Fund	1/10	Yes	Yes	No	No	Barclays Global Investors	08-Sep-04
S (Jun, Dec)	MXN	1,157.00			0.01	0.75	Open Ended Fund		Yes		Yes	No	Barclays Global Investors	29-Sep-04
S (Jun, Dec)	MXN	790.00			0.00	0.00	Open Ended Fund		Yes	Yes	Yes	No	Barclays Global Investors	08-Sep-04
Q	MXN	893.25			0.00	0.00	Open Ended Fund	1/5	Yes	Yes	Yes	No	Barclays Global Investors	21-Sep-04
Q	MXN	644.50					Open Ended Fund	1/2	Yes	Yes	Yes	No	Barclays Global Investors	21-Sep-04
A (Dec)	MXN	2,971.00			0.00	0.12	Open Ended Fund		Yes		Yes	No	Barclays Global Investors	22-Oct-04
Q	MXN						Open Ended Fund	1/2	Yes		Yes	No	Barclays Global Investors	14-Jun-07
Q	MXN						Open Ended Fund	1/10	Yes		No	No	Barclays Global Investors	20-Jun-07
Q	MXN						Open Ended Fund	1/10	Yes		No	No	Barclays Global Investors	22-Feb-07
Q	MXN						Open Ended Fund	1/2	Yes		No	No	Barclays Global Investors	03-Apr-07
Q	USD						Open Ended Fund	1/10	Yes		Yes	No	Barclays Global Investors	08-May-06
Q	USD						Open Ended Fund	1/5	Yes	Yes	Yes	Yes	Barclays Global Investors	30-Jan-06
Q	USD	835.75					Open Ended Fund	1/10	Yes		Yes	No	Barclays Global Investors	10-Mar-06
Q	MXN	346.41			0.04	1.36	Irish VCIC				No	No	Barclays Global Investors	25-Oct-06
S (Jun, Dec)	MXN	800.10			0.00	0.16	Open Ended Fund		Yes	Yes	Yes	No	Barclays Global Investors	13-Jan-06
S (Jun, Dec)	MXN	1,198.17			0.05	5.30	Open Ended Fund		Yes		No	No	Barclays Global Investors	26-Jul-05
S (Jun, Dec)	MXN	204.96			0.06	1.10	Open Ended Fund		Yes		No	No	Barclays Global Investors	12-Jan-06
S (Jun, Dec)	MXN	1,581.25			0.00	0.17	Open Ended Fund		Yes	Yes	No	No	Barclays Global Investors	26-Jul-05
S (Jun, Dec)	MXN	1,559.87			0.00	0.42	Open Ended Fund		Yes	Yes	No	No	Barclays Global Investors	15-Jun-05
S (Jun, Dec)	MXN	352.20			0.10	3.32	Open Ended Fund		Yes		No	No	Barclays Global Investors	26-Jul-05
S (Jun, Dec)	MXN	138.38			0.42	5.48	Open Ended Fund		Yes		Yes	No	Barclays Global Investors	20-Jun-05
S (Jun, Dec)	MXN	244.20			0.02	0.36	Open Ended Fund		Yes		No	No	Barclays Global Investors	11-Jan-06
S (Jun, Dec)	MXN						Open Ended Fund		Yes		No	No	Barclays Global Investors	05-Sep-06
S (Jun, Dec)	MXN	333.50			0.00	0.02	Open Ended Fund		Yes		No	No	Barclays Global Investors	05-Sep-06
S (Jun, Dec)	MXN						Open Ended Fund		Yes		No	No	Barclays Global Investors	05-Oct-06
S (Jun, Dec)	MXN	669.00			0.00	0.01	Open Ended Fund		Yes		No	No	Barclays Global Investors	18-Oct-06
S (Jun, Dec)	MXN	337.00			0.00	0.00	Open Ended Fund		Yes		No	No	Barclays Global Investors	17-Apr-07
S (Jun, Dec)	MXN	388.77			0.00	0.00	Open Ended Fund		Yes		No	No	Barclays Global Investors	15-Feb-07
S (Jun, Dec)	MXN	293.50			0.00	0.07	Open Ended Fund		Yes		No	No	Barclays Global Investors	05-Sep-06
S (Jun, Dec)	MXN	347.50			0.29	9.76	Open Ended Fund		Yes		No	No	Barclays Global Investors	29-Aug-06
S (Jun, Dec)	MXN	632.50			0.00	0.03	Open Ended Fund		Yes	Yes	No	No	Barclays Global Investors	03-Oct-06
S (Jun, Dec)	MXN	980.14			0.05	4.65	Open Ended Fund		Yes	Yes	No	No	Barclays Global Investors	20-Jun-07
S (Jun, Dec)	MXN	125.00			0.00	0.02	Open Ended Fund		Yes		No	No	Barclays Global Investors	03-May-07
S (Jun, Dec)	MXN	172.05			0.00	0.01	Open Ended Fund		Yes	Yes	No	No	Barclays Global Investors	26-Feb-07
A (Dec)	MXN	145.15			0.00	0.01	Open Ended Fund		Yes		No	No	Barclays Global Investors	15-Mar-07
A (Dec)	MXN	1,331.92			0.00	0.02	Open Ended Fund		Yes	Yes	No	No	Barclays Global Investors	15-Mar-07
S (Jun, Dec)	MXN						Open Ended Fund				No	No	Barclays Global Investors	16-Apr-08
S (Jun, Dec)	MXN						Open Ended Fund				No	No	Barclays Global Investors	16-Apr-08
S (Jun, Dec)	MXN	540.81					Open Ended Fund				No	No	Barclays Global Investors	16-Apr-08
S (Jun, Dec)	MXN						Open Ended Fund				No	No	Barclays Global Investors	16-Apr-08

ETFs Listed in Latin America

streetTRACKSSMpowerSHARESSM
Xchange Traded FundsSMVanguard[®]

ETF Name	Price Ticker		Intraday		Index		Round Lot	ISIN	Approx. No of Stocks		Annual TER (bps)
	Bloomberg	Reuters	NAV	NAV	Bloomberg	Reuters			ETF	Index	
iShares MSCI BRIC	BKF* MM	BKF*.MX	BKFIV		NDUEBRIC			US4642866572	124	216	74
iShares FTSE/Xinhua China 25	FXI* MM	FXI.MX	FXIIV		XINOI		100	US4642871846		25	74
iShares S&P/TSX60	XIU* MM	XIU.MX			SPTSX60	.TSE60	100	CA46578B1004	60	60	17
iShares Dow Jones U.S. Basic Materials Sector	IYM* MM	IYM.MX	IYMI		DJUSBM	.DJUSBM	100	US4642878387	76	76	48
iShares Dow Jones U.S. Consumer Services Sector	IYC* MM	IYC.MX	IYCI		DJUSCY	.DJUSCY	100	US4642875805	251	248	48
iShares Dow Jones U.S. Consumer Goods Sector	IYK* MM	IYK.MX	IYKI		DJUSNC	.DJUSNC	100	US4642878122	152	152	48
iShares Dow Jones U.S. Industrial Sector	IYJ* MM	IYJ.MX	IYJI		DJUSIN	.DJUSIN	100	US4642877546	252	252	48
iShares Dow Jones U.S. Utilities	IDU* MM	IDU.MX	IDUI		DJUSUT	.DJUSUT	100	US4642876977	72	72	48
iShares Dow Jones U.S. Aerospace & Defense	ITA* MM	ITA.MX	ITAI		DJSASD	.DJSASD	100	US4642887602	33	33	48
iShares Dow Jones U.S. Oil & Gas Exploration & Production	IEO* MM	IEO.MX	IEOI		DJSOEP	.DJSOEP	100	US4642888519	58	58	48
iShares Dow Jones U.S. Financial Sector	IYF* MM	IYF.MX	IYFI		DJUSFN	.DJUSFN	100	US4642877884	299	300	48
iShares Dow Jones U.S. Healthcare Sector	IYH* MM	IYH.MX	IYHI		DJUSHC	.DJUSHC	100	US4642877629	171	171	48
iShares Dow Jones U.S. Technology Sector	IYW* MM	IYW.MX	IYWI		DJUSTC	.DJUSTC	100	US4642877215	244	244	48
iShares Dow Jones U.S. Telecommunications Sector	IYZ* MM	IYZ.MX	IYZI		DJSTEL	.DJSTEL	100	US4642877132	26	22	48
iShares Dow Jones U.S. Home Construction	ITB* MM	ITB.MX	ITBI		DJSHMB	.DJSHMB	100	US4642887529	22	22	48
iShares Dow Jones U.S. Energy Sector	IYE* MM	IYE.MX	IYEI		DJUSEN	.DJUSEN	100	US4642877967	54	89	48
iShares Lehman US Treasury Inflation Protected Securities	TIP* MM	TIP.MX	TIPV				100	US4642871762	17	17	20
iShares Lehman Aggregate Bond	AGG* MM	AGG.MX	AGGI				100	US4642872265	112	124	20
iShares €Inflation Linked Bond	IBCIN MM	IBCIN.MX	INAVILBP		BEIG1T		100	IE00B0M62X26	-	-	25
iShares €Government Bond 1-3	IBGSN MM	IBGSN.MX	INAVEGBP		BCEX6T	EURT1=BARL	100	IE00B14X4Q57	9	9	20
iShares Lehman 1-3 Year Treasury	SHY* MM	SHY.MX	SHZ				100	US4642874576	16	31	15
iShares Lehman 7-10 Year Treasury	IEF* MM	IEF.MX	IEN				100	US4642874402	8	9	15
iShares Lehman 20+ Year Treasury	TLT* MM	TLT.MX	TLZ				100	US4642874329	12	12	15
iShares €Corporate Bond	IBCXN MM	IBCXN.MX	INAVBXE2		IB8A	IB8A		IE0032523478	38	-	20
iShares Lehman 3-7 Year Treasury Bond	IEI MM	IEI.MX	IEIIV				100	US4642886612	8	8	15
iShares Lehman 10-20 Year Treasury Bond	TLH MM	TLH.MX	TLHIV				100	US4642886539	7	7	15
iShares iBoxx \$ High Yield Corporate	HYG MM	HYG.MX	HGIV		IBOXHY		100	US4642885135	50	50	50
iShares iBoxx \$ Investment Grade Corporate Bond	LQD* MM	LQD*.MX	LQDIV		IBOXIG			US4642872422	100	100	15
Vanguard Emerging Markets	VWO* MM	VWO.MX	HVO		MXEF	.MSCIEF	100	US9220428588	496		25
Vanguard Total Stock Market	VIT* MM	VTIA	TSJ		TMW	.TMW	100	US9229087690	3613	4978	7
Vanguard Growth	VUG* MM	VUG.MX	PVJ		MZUSPG	.MZUSPG	100	US9229087369	422	422	11
Vanguard Value	VTV* MM	VTV.MX	PVW		MZUSPV	.MZUSPV	100	US9229087443	396	396	11
Vanguard Mid-Cap	VO* MM	VO.MX	BVO		MZUSM	.MZUSM	100	US9229086296	439	439	13
Vanguard Mid-Cap Growth	VOT* MM	VOT.MX	BVG		MZUSMG	.MZUSMG	100	US9229085389	228	228	13
Vanguard Mid-Cap Value	VOE* MM	VOE.MX	BVS		MZUSMV	.MZUSMV	100	US9229085124	260	260	13
Vanguard Small-Cap	VB* MM	VB.MX	BVP		MZUSS	.MZUSS	100	US9229087518	1733	1733	10
Vanguard Small-Cap Growth	VBK* MM	VBK.MX	HVK		MZUSSG	.MZUSSG	100	US9229085959	935	935	12
Vanguard Small-Cap Value	VBR* MM	VBR.MX	PVY		MZUSSV	.MZUSSV	100	US9229086114	987	987	12
Vanguard European	VGK* MM	VGK.MX	SVK		MSEREURP	.MSEREURP	100	US9220428745	370	566	12
Vanguard Pacific	VPL* MM	VPL.MX	SVY		MXPC	.MXPC	100	US9220428661	391	546	12
Vanguard Consumer Discretionary	VCR* MM	VCR*.MX	HVAX		MZUSIOD	.MZUSIOD		US92204A1088	417	417	22
Vanguard Consumer Staples	VDC* MM	VDC*.MX	HVP		MZUSIOCS	.MZUSIOCS		US92204A2078	108	108	22
Vanguard Energy	VDE* MM	VDE*.MX	DVO		MSCIEN	.MSCIEN		US92204A3068	162	162	22
Vanguard Europe Pacific	VEA* MM	VEA*.MX	VEAIV		NDUEAFE	.dMIEA00000PUS		US9219438580	1154	1154	15
Vanguard Extended Market	VXF* MM	VXF*.MX	EAH		SPCMI	.EMW		US9229086528	3223	3223	8
Vanguard Financials	VFH* MM	VFH*.MX	HVF		MZUSIOFN	.MZUSIOFN		US92204A4058	510	510	22
Vanguard Health Care	VHT* MM	VHT*.MX	HVH		MZUSIOHC	.MZUSIOHC		US92204A5048	278	278	22
Vanguard Industrials	VIS* MM	VIS*.MX	DVL		MSCIIN	.MSCIIN		US92204A6038	344	344	22
Vanguard Information Technology	VG* MM	VG*.MX	HVI		MZUSIOIT	.MZUSIOIT		US92204A7028	398	398	22
Vanguard Intermediate-Term Bond	BIV* MM	BIV*.MX	BIVIV					US9219378190	870		11
Vanguard Long-Term Bond	BLV* MM	BLV*.MX	BLVIV					US9219377937	696		11
Vanguard Materials	VAW* MM	VAW*.MX	HVV		MZUSIOMT	.MZUSIOMT		US92204A8018	120	120	22
Vanguard Short-Term Bond	BSV* MM	BSV*.MX	BSVIV					US9219378273	710		11
Vanguard Telecommunication Services	VOX* MM	VOX*.MX	DVT		MSCITC	.MSCITC		US92204A8844	48	48	23
Vanguard Total Bond Market	BND* MM	BND*.MX	BNDIV					US9219378356	2199		11
Vanguard Utilities	VPU* MM	VPU*.MX	HVJ		MZUSIOUT	.MZUSIOUT		US92204A8760	86	86	22
BBVA-Acción Dow Jones Euro Stoxx 50	BBVAE MM	BBVAE.MX			SX5E	.SX5E		ES0105321030	50	50	15
BBVA-AFI Bonos Medio Plazo Euro	BBVAD MM	BBVAD.MX			AFIXMDTR	.AFIXMDTR		ES0106061007	18	18	15
BBVA-AFI Monetario Euro	BBVAM MM	BBVAM.MX			AFIXMOTR	.AFIXMOTR		ES0106078001	23	23	5
BBVA-Accion Ftse Latibex Top	BBVAL MM	BBVAL.MX			LATIBEXT	.LATIBEXT		ES0105304002	15	15	55
Market Vectors Russia	RSX* MM	RSX*.MX	RSXIV		DXRPUSP	.DAXRPUSP		US7060U5065	39	39	69
Energy Select Sector SPDR	XLE* MM	XLE.MX	EXX		IXE	.IXE	100	US81369Y5069	29	29	24
Materials Select Sector SPDR Trust	XLB* MM	XLB.MX	BXV		IXB	.IXB	100	US81369Y1001	32	32	24
Financial Select Sector SPDR	XLF* MM	XLF.MX	FXV		IXM	.IXM	100	US81369Y6059	82	82	24
Industrial Select Sector SPDR	XLI* MM	XLI.MX	TXV		IXI	.IXI	100	US81369Y7040	56	57	24
Consumer Staples Select Sector SPDR	XLP* MM	XLP.MX	PXV		IXR	.IXR	100	US81369Y3080	36	36	24
Consumer Discretionary Select Sector SPDR	XLV* MM	XLV.MX	YXV		IXY	.IXY	100	US81369Y4070	87	87	24
Health Care Select Sector SPDR	XLV* MM	XLV.MX	NXV		IXV	.IXV	100	US81369Y2090	55	55	24
Utilities Select Sector SPDR	XLU* MM	XLU.MX	UXV		IXU	.IXU	100	US81369Y8865	33	33	24
Technology Select Sector SPDR	XLK* MM	XLK.MX	KXV		IXT	.IXT	100	US81369Y8030	90	90	24
DIAMONDS	DIA* MM	DIA.MX	DXV		INDU	.INDU	100	US2527871063	30	30	18
SPDR S&P 500	SPY* MM	SPY.MX	SXV		SPX	.SPX	100	US78462F1030	500	500	9.45
iShares IPC Large Cap Total Return TRAC	ILCTRAC MM	ILCTRAC.MX			IRTLARGE	.IRTLG		MX18I0000006	20	20	38
iShares IPC Mid Cap Total Return TRAC	IMCTRAC MM	IMCTRAC.MX			IRTMID	.IRTMID		MX18I0000004	19	19	45
iShares IPC CompMx Total Return TRAC	ICMTRAC MM	ICMTRAC.MX			IRTCOMP	.IRTCP		MX18I0000000	60	60	38
iShares Habita Total Return TRAC	IHBTRAC MM	IHBTRAC.MX			HABITART	.IH		MX18I00000002			48
ISCTRAC-ISHRS											
IBMTRAC-ISHRS											
ETCs Listed in Mexico											
ETFS Brent Oil	OILBN MM	OILBN.MX						GB00B0CTWC01	1	1	49*
iShares Silver Trust	SLV* MM	SLV.MX	SLVIV		SLVRLN			US46428Q1094			50
iShares COMEX Gold Trust	IAU* MM	IAU.MX	IAV				100	US4642851053	-	-	40



This material is not a solicitation of any offer to buy or sell any security or other financial instrument or to participate in any trading strategy. This material was not prepared by the Morgan Stanley Research Department, and you should not regard it as a research report. Please refer to important information and qualifications at the end of this material.

ETFs Listed in Latin America

streetTRACKSSMpowerSHARESSM
Xchange Traded FundsSMVanguard[®]

ETF Name	Price Ticker		Intraday		Index		Round	Lot	ISIN	Approx. No of Stocks		Annual TER (bps)
	Bloomberg	Reuters	NAV	NAV	Bloomberg	Reuters				ETF	Index	
PowerShares DB Commodity Index Tracking	DBC* MM	DBC.MX	DBCIV		DBLCIX	.DBLCIX	100		US73935S1050	6 (commod)	6 (commod)	75
streetTRACKS Gold Trust	GLD* MM	GLD.MX	GLDIV				100		US8633071043	-	-	40
iShares GSCI Commodity-Indexed Trust	GSG MM	GSG.MX	GSGIV		GSCITR		100		US46428R1077			75
Other ETFs on Indices Approved by Consar												
S&P 400 MidCap SPDR	MDY US	MDY.A	MXV	MXVNV	MID	.MID	100		US5956351036	400	400	25
iShares DJ EuroSTOXX 50	EUN2 GY	LSTXXE.DE	VLEUE		SX5E	.STOXX50E			IE0008471009	50	50	15
iShares DJ Euro STOXX MidCap	DJMC LN	DJMC.L	INAVDJMP		MCXE	.MCXE			IE00B02KXL92	99	99	40
iShares DJ Euro STOXX SmallCap	DJSC LN	DJSC.L	INAVDJSP		SCXE	.SCXE			IE00B02KXM00	108	108	40
iShares Dow Jones Select Dividend Index	DVY US	DVY.N	DVYIV	DJINV	DJDVY	.DJDVY	100		US4642871689	113	100	40
iShares DJ US Energy	IYE US	IYE.A	IYEIV	IYENV	DJUSEN	.DJUSEN	100		US4642877967	54	89	48
iShares MSCI Japan	IJPN LN	IJPN.L	INAVIUPP		MXJP	.MSCIJP			IE00B02KXH56	382	382	59
iShares Nasdaq Biotech	IBB US	IBB	IBBIV	IBBNV	NBI	.NBI	100		US4642875565	160	160	48
iShares Nikkei 225	1329 JP	1329.T			NKY	.N225	10		JP3027710007	225	225	22
iShares NYSE 100 Index Fund	NY US	NY	NJT	NYNV	NYID	.NYID	100		US4642871358	101	100	20
iShares NYSE Composite Index Fund	NYC US	NYC.N	NYCIV	NYCNV	NYA	.NYA	100		US4642871432	1599	2069	25
iShares Russell 1000 Growth	IWF US	IWF	IWFIV	IWFNV	RLG	.RLG	100		US4642876142	640	639	20
iShares Russell 1000 Value	IWD US	IWD	IWDIV	IWDNV	RLV	.RLV	100		US4642875987	645	645	20
iShares Russell 3000 Growth	IWZ US	IWZ.A	IWZIV	IWZNV	RAG	.RAG	100		US4642876712	2010	2010	25
iShares Russell 3000 Value	IWW US	IWW.A	IWWIV	IWWNV	RAV	.RAV	100		US4642876639	1968	1968	25
iShares Russell MidCap Growth Index	IWP US	IWP.A	IWPIV	IWPNV	RDG	.RDG	100		US4642874816	499	499	25
iShares Russell MidCap Index	IWR US	IWR.A	IWRIV	IWRNV	RMC	.RMC	100		US4642874998	783	783	20
iShares Russell MidCap Value Index	IWS US	IWS.A	IWSIV	IWSNV	RMV	.RMV	100		US4642874733	519	519	25
iShares S&P 1500 Index Fund	ISI US	ISI.A	ISIV	ISINV	SPR	.SPR	100		US4642871507	1500	1500	20
iShares S&P 500	IUSA LN	IUSA.L	BEIFIUSA		SPX	.SPX			IE0031442068	500	500	40
iShares S&P MidCap 400 Growth	IJK US	IJK.A	IJKIV	IJKNV	MIDG	.MIDG	100		US4642876068	234	234	25
iShares S&P MidCap 400 Value	IJJ US	IJJ.A	IJJIV	IJJNV	MIDV	.MIDV	100		US4642877058	299	299	25
iShares S&P SmallCap 600 Value	IJS US	IJS.A	IJSIV	IJSNV	SMLV	.SMLV	100		US4642878791	456	456	25
iShares S&P/TOPIX 150	ITF US	ITF	ITF	ITFNV	SPTPX	.SPTPX	100		US4642873826	147	150	50
Daiwa ETF- NIKKEI 225	1320 JP	1320.OS			NKY	.N225	10		JP3027640006	225	225	22
Daiwa ETF TOPIX	1305 JP	1305.T			TPX	.TOPIX	100		JP3027620008	1661	1661	19
Daiwa ETF Topix Banks	1612 JP	1612.T			TPNBK	.IBNKS.T	1000		JP3040130001	86	86	22
Daiwa ETF - TOPIX Core 30	1310 JP	1310.T			TPXC30	.TPXC	100		JP3040100004	30	30	22
Daiwa ETF - TOPIX Electric Appliances	1610 JP	1610.T			TPELMH	.IELEC.T	100		JP3040110003	162	162	22
iShares DAX® (DE)	DAXEX GY	GDAXIEX.DE	DAXNAV		DAX	.GDAXI			DE0005933931	30	30	16.75
iShares DJ EURO STOXX Banks (DE)	SX7EEX GY	SX7EEX.SG	SX7ENAV		SX7E	.SX7E			DE0006289309	46	46	52
iShares DJ EURO STOXX Health Care (DE)	SXDDEEX GY	SXDDEEX.SG	SXDENAV		SXDE	.SXDE			DE0006289333	12	12	52
iShares DJ EURO STOXX Technology (DE)	SX8EEX GY	SX8EEX.SG	SX8ENAV		SX8E	.SX8E			DE0006289325	17	17	52
iShares DJ EURO STOXX Telecommunications (DE)	SXKEEX GY	SXKEEX.DE	SXKENAV		SXKE	.SXKE			DE0006289317	16	16	52
iShares DJ EURO STOXX 50 (DE)	SX5EEX GY	STOXX50EEX.DE	SX5ENAV		SX5E	.STOXX50E			DE0005933956	50	50	16.75
iShares DJ EURO STOXX Select Dividend 30 (DE)	SD3EEX GY	SD3EEX.DE	SD3ENAV		SD3E	.SD3E			DE0002635281	30	30	31.75
iShares DJ STOXX EU Enlarged 15 (DE)	EUE15EX GY	EUE15PEX.DE	EUE15NAV		EUE15P	.EUE15P			DE000A0D8Q15	15	15	50
iShares DJ EURO STOXX (DE)	SXXEEX GY	STOXXEEX.DE	SXXENAV		SXXE	.STOXXE			DE000A0D8Q07	316	316	19
Lyxor CAC 40	CAC FP	CAC.PA	VLCAC		CAC	.FCHI			FR0007052782	40	40	25
Lyxor DJ Euro STOXX 50	MSE FP	MSE.PA	VLMSE		SX5E	.STOXX50E			FR0007054358	50	50	25
Listed Index Fund TOPIX	1308 JP	1308.T			TPX	.TOPIX	1000		JP3039100007	1596	1596	11
OSE NIKKEI 225 ETF	1321 JP	1321.OS			NKY	.N225	10		JP3027650005	225	225	22
TSE TOPIX ETF	1306 JP	1306.T			TPX	.TOPIX	100		JP3027630007	1596	1596	11
SPDR DJ EURO STOXX 50 Fund	FEZ US	FEZ.N	FEZIV	FEZNV	SX5E	.SX5P	100		US78463X2027	50	50	32
SPDR S&P/ASX 50 Fund	SFY AU	SFY.AX	YSFY		AS31	.AFLI	1		AU000000SFY4	50	50	28.6
Vanguard Large-Cap ETF	VV US	VV.A	BVH	BVHNV	MZUSP	.MZUSP	100		US9229086379	741	741	7

Notes

Annual TER (bps): * Indicates where only the Management Fee is provided
 Dividends (DIV) - A - Annually, AA - At least annually, S - Semi-annually, Q - Quarterly, M - Monthly,
 Dividend Frequency, R - Reinvested, O - Other
 Footnotes: 1. Price, AUM and Avg Daily Volume is as captured from Bloomberg on 12 May 08;
 2. 20-Day Average; 3. Expected
 4. Can invest in excess of the limits of sections 12(d) (1) of the Investment Company Act of 1940
 5. Managers have notified Japan's Financial Services Agency that these ETFs will be sold through brokers in Japan
 Source: Morgan Stanley Investment Strategies, Various ETF Managers

Fund Sites

Daiwa Asset Management:
 DB Commodity Services LLC/USA:
 ETFs Oil Securities Limited:
 IndEXchange AG:
 iShares:
 Lyxor ETF:
 MidCap SPDR:
 Nomura Asset Management:
 streetTRACKS:
 Vanagard:
 Banco Itau SA:

www.daiwa-am.co.jp
 www.dbfunds.db.com
 www.etfsecurities.com
 www.indexexchange.com
 www.ishares.com
 www.lyxoretf.com
 www.amex.com/mdy/aboutMDY.html
 www.nomura-am.co.jp/english
 www.ssgafunds.com
 flagship.vanguard.com/VGApp/hnm/home
 www.pibb.com.br



Divs	Currency	Local Price ¹	AUM (USD MM) ¹	Shares Outstanding (MM) ²	Share Trd Volume (000's) ³	ADV (USD MM) ⁴	Fund Structure	Init. Index Ratio	Exempt from 12(d) Rule4	Filed Notifications Japan ⁵	Options	Futures	Manager	Launch Date
Other	MXN	426.11			0.00	0.19	Delaware Statutory Trust	1/1	Yes	No	Yes	No	DB Commodity Services	21-Sep-06
-	MXN	925.25			0.01	0.96	NY Grantor Trust		pending	pending	No	No	State Street Global Advisors	18-Aug-06
	MXN						NY Grantor Trust			Yes	Yes	No	Barclays Global Investors	07-Aug-08
As Needed	USD	155.02	8,330.31	53.74	5.44	843.85	Unit Invest. Trust	1/5	Yes		Yes	No	Bank of New York	04-May-95
Q	EUR	38.70	6,237.08	103.50	0.54	32.58	Irish VCIC	1/100		Yes	Yes	Yes	Barclays Global Investors	11-Apr-00
Q	GB-p	3,593.00	285.05	4.00	0.00	0.21	Irish VCIC	1/10			No	No	Barclays Global Investors	01-Nov-04
Q	GB-p	2,232.00	278.89	6.30	0.00	0.20	Irish VCIC	1/10			No	No	Barclays Global Investors	01-Nov-04
Q	USD	59.19	5,871.65	99.20	0.64	37.98	Open Ended Fund		Yes	Yes	Yes	No	Barclays Global Investors	03-Nov-03
Q	USD	146.22	1,242.87	8.50	0.61	88.58	Open Ended Fund	1/5	Yes		Yes	No	Barclays Global Investors	12-Jun-00
S	GB-p	677.50	1,951.07	145.20	0.21	2.76	Irish VCIC	1/70			No	No	Barclays Global Investors	04-Oct-04
Q	USD	77.42	1,242.59	16.05	0.94	73.07	Open Ended Fund	1/10	Yes	Yes	Yes	No	Barclays Global Investors	09-Feb-01
A	JPY	13,780.00	47.53	0.36	0.00	0.22	Japanese Inv. Trust				No	No	Barclays Global Investors	04-Sep-01
Q	USD	71.37	99.91	1.40	0.01	0.60	Open Ended Fund		Yes		Yes	No	Barclays Global Investors	02-Apr-04
Q	USD	85.72	120.01	1.40	0.02	1.36	Open Ended Fund		Yes		Yes	No	Barclays Global Investors	02-Apr-04
Q	USD	58.11	13,626.80	234.50	2.57	149.20	Open Ended Fund	1/5	Yes		Yes	No	Barclays Global Investors	22-May-00
Q	USD	76.48	8,871.68	116.00	1.56	119.10	Open Ended Fund	1/5	Yes		Yes	No	Barclays Global Investors	22-May-00
Q	USD	47.04	355.15	7.55	0.03	1.57	Open Ended Fund	1/10	Yes		Yes	No	Barclays Global Investors	24-Jul-00
Q	USD	98.96	608.60	6.15	0.03	2.94	Open Ended Fund	1/10	Yes		Yes	No	Barclays Global Investors	24-Jul-00
Q	USD	110.54	3,039.85	27.50	0.74	81.78	Open Ended Fund	1/4	Yes		Yes	No	Barclays Global Investors	17-Jul-01
Q	USD	101.36	3,694.57	36.45	0.28	28.19	Open Ended Fund	1/10	Yes		Yes	No	Barclays Global Investors	17-Jul-01
Q	USD	138.46	3,309.19	23.90	1.30	179.40	Open Ended Fund	1/10	Yes		Yes	No	Barclays Global Investors	17-Jul-01
Q	USD	124.06	235.71	1.90	0.01	1.49	Open Ended Fund		Yes		No	No	Barclays Global Investors	20-Jan-04
Q	GB-p	715.50	4,037.28	284.50	0.80	11.35	Irish VCIC	1/100			No	Yes	Barclays Global Investors	19-Mar-02
Q	USD	90.00	2,196.00	24.40	0.19	17.23	Open Ended Fund	1/2	Yes		Yes	No	Barclays Global Investors	24-Jul-00
Q	USD	79.08	2,253.78	28.50	0.09	7.49	Open Ended Fund	1/2	Yes		Yes	No	Barclays Global Investors	24-Jul-00
Q	USD	67.37	1,421.51	21.10	0.12	8.15	Open Ended Fund	1/2	Yes		Yes	No	Barclays Global Investors	24-Jul-00
S (Jun, Dec)	USD	116.46	209.63	1.80	0.02	2.53	Open Ended Fund		Yes		Yes	No	Barclays Global Investors	23-Oct-01
A	JPY	14,100.00	3,758.92	27.82	0.03	4.71	Japanese Inv. Trust			TSE/FSA	No	No	Daiwa Asset Management	09-Jul-01
A	JPY	1,382.00	3,950.32	298.33	0.17	2.19	Japanese Inv. Trust			TSE/FSA	No	No	Daiwa Asset Management	10-Jul-01
A	JPY	299.00	241.79	84.40	0.02	0.04	Japanese Inv. Trust			TSE/FSA	No	No	Daiwa Asset Management	28-Mar-02
A	JPY	870.00	207.54	24.90	0.00	0.03	Japanese Inv. Trust			TSE/FSA	No	No	Daiwa Asset Management	28-Mar-02
A	JPY	1,965.00	19.28	1.02	0.00	0.04	Japanese Inv. Trust			TSE/FSA	No	No	Daiwa Asset Management	28-Mar-02
R	EUR	66.75	4,727.28	45.48	1.59	164.90	German Index Fund	1/100			Yes	Yes	Barclays Global Investors	03-Jan-01
A (Jul)	EUR	36.04	158.82	2.83	0.03	1.81	German Index Fund	1/10			No	No	Barclays Global Investors	04-May-01
A (Jul)	EUR	45.21	16.97	0.24	0.00	0.00	German Index Fund	1/10			No	No	Barclays Global Investors	04-May-01
A (Jul)	EUR	31.30	24.56	0.50	0.00	0.18	German Index Fund	1/10			No	No	Barclays Global Investors	04-May-01
A (Jul)	EUR	45.83	224.65	3.15	0.01	0.60	German Index Fund	1/10			No	No	Barclays Global Investors	04-May-01
Q (Mar, Jun, Sep, Dec)	EUR	38.87	6,176.83	102.05	1.01	61.21	German Index Fund	1/100			Yes	Yes	Barclays Global Investors	03-Jan-01
Q (Jan, Apr, July, Oct)	EUR	29.00	1,443.59	31.97	0.07	3.01	German Index Fund	1/100			No	No	Barclays Global Investors	12-May-05
Q (Mar, Jun, Sep, Dec)	EUR	33.50	68.54	1.31	0.01	0.64	German Index Fund	1/100			No	No	Barclays Global Investors	12-May-05
A (Jun)	EUR	37.13	544.00	9.41	0.01	0.49	German Index Fund	1/10			No	No	Barclays Global Investors	12-May-05
A (Sep)	EUR	50.67	5,502.61	69.74	0.88	69.19	French FCP	1/100			Yes	No	Lyxor Asset Management	22-Jan-01
A (Oct)	EUR	38.90	8,022.17	132.44	0.79	48.13	French FCP	1/100			Yes	No	Lyxor Asset Management	21-Mar-01
A	JPY	1,370.00	4,430.83	337.55	0.54	7.05	Japanese Inv. Trust				No	No	Nikko Asset Management	20-Dec-01
A	JPY	14,040.00	7,404.19	55.04	0.58	78.46	Japanese Inv. Trust				No	No	Nomura Asset Management	09-Jul-01
A	JPY	1,372.00	7,174.17	545.75	3.07	40.32	Japanese Inv. Trust				No	No	Nomura Asset Management	11-Jul-01
Q	USD	58.45	452.99	7.75	0.22	12.70	Open Ended Fund	1/100	Yes	No	Yes	No	State Street Global Advisors	21-Oct-01
S (Jun, Dec)	AUD	56.56	54.20	1.02	0.00	0.26	Open Ended Fund				No	No	State Street Global Advisors	27-Aug-01
Q	USD	62.58	1,524.07	24.35	0.20	12.60	Open Ended Fund		Yes		Yes	No	Vanguard	30-Jan-04

Exchange Sites

Mexican Stock Exchange
Bolsa de Valores de São Paulo:

www.bmv.com.mx
www.bovespa.com.br

Index Sites

Bank of New York
Dow Jones Stoxx:
MSCI:
Standard & Poors:

www.bnyadr.com
www.stoxx.com
www.msci.com
www2.standardandpoors.com



NOMURA



Local Price ¹	AUM (USD MM) ¹	Shares Outstanding (MM) ²	Share Trd Volume (000's) ²	ADV (USD MM) ²	Fund Struct.	Reg's	QFI ⁴	Filed Notifications in Japan ⁶	Options	Manager	Launch Date
56.89	788.99	14.71	0.17	9.31	Open Ended Fund	SG, AU		Yes	Yes	State Street Global Advisors	27-Aug-01
56.56	54.20	1.02	0.00	0.26	Open Ended Fund	AU			No	State Street Global Advisors	27-Aug-01
16.00	108.65	7.20	0.01	0.22	Open Ended Fund	AU			No	State Street Global Advisors	18-Feb-02
93.60	602.93	6.83	0.01	1.16	Open Ended Fund	AU			No	Gold Bullion Securities	28-Mar-03
14.10			0.00	0.01	Open Ended Fund	AU, MX, US			No	Barclays Global Investors	10-Oct-07
157.66			0.00	0.11	Open Ended Fund	AU, MX, US			No	Barclays Global Investors	10-Oct-07
81.59			0.00	0.04	Open Ended Fund	AU, MX, US			No	Barclays Global Investors	10-Oct-07
117.20			0.00	0.02	Open Ended Fund	AU, MX, US			No	Barclays Global Investors	10-Oct-07
81.43			0.00	0.10	Open Ended Fund	AU, MX, US			No	Barclays Global Investors	10-Oct-07
149.00			0.00	0.07	Open Ended Fund	AU, MX, SG, US			No	Barclays Global Investors	10-Oct-07
91.55			0.00	0.01	Open Ended Fund	AU, MX, US			No	Barclays Global Investors	10-Oct-07
66.82			0.00	0.02	Open Ended Fund	AU, MX, US			No	Barclays Global Investors	10-Oct-07
17.49			0.00	0.05	Open Ended Fund	AU, HK, MX, US			Yes	Barclays Global Investors	15-Nov-07
61.43			0.00	0.01	Open Ended Fund	AU, HK, MX, US		Yes	Yes	Barclays Global Investors	15-Nov-07
164.06			0.00	0.04	Open Ended Fund	AU, MX, US		Yes	Yes	Barclays Global Investors	15-Nov-07
20.51			0.00	0.02	Open Ended Fund	AU, MX, US			Yes	Barclays Global Investors	15-Nov-07
14.50			0.00	0.01	Open Ended Fund	AU, MX, SG, US			No	Barclays Global Investors	15-Nov-07
76.26			0.00	0.00	Open Ended Fund	AU, MX, US		Yes	Yes	Barclays Global Investors	15-Nov-07
28.30	45.80	1.63	0.01	0.26		CN			No	Barclays Global Investors	10-Nov-06
22.35	37.81	1.71	0.00	0.08		CN			No	Barclays Global Investors	10-Nov-06
19.49	75.37	3.90	0.09	1.73		CN			No	Barclays Global Investors	10-Nov-06
19.58	62.13	3.20	0.03	0.65		CN			No	Barclays Global Investors	10-Nov-06
20.35	34.30	1.70	0.01	0.17		CN			No	Barclays Global Investors	10-Nov-06
17.64	28.18	1.61	0.05	0.86		CN			No	Barclays Global Investors	18-May-07
17.42	25.91	1.50	0.03	0.51		CN			No	Barclays Global Investors	18-May-07
20.92	31.63	1.53	0.01	0.11		CN			No	Barclays Global Investors	18-May-07
86.84	9,690.43	112.54	3.13	269.17	Open Ended Fund	CN, MX			Yes	Barclays Global Investors	04-Oct-99
91.79	503.05	5.53	0.02	2.05	Open Ended Fund	CN			No	Barclays Global Investors	22-Feb-01
88.44	184.42	2.10	0.01	0.44	Open Ended Fund	CN			No	Barclays Global Investors	08-Mar-01
107.66	579.56	5.43	0.41	43.77	Open Ended Fund	CN			Yes	Barclays Global Investors	22-Mar-01
48.23	553.60	11.58	0.23	10.96	Open Ended Fund	CN			Yes	Barclays Global Investors	29-Mar-01
79.18	1,001.82	12.76	0.31	24.27	Open Ended Fund	CN			Yes	Barclays Global Investors	29-Mar-01
8.64	82.98	9.69	0.04	0.31	Open Ended Fund	CN			Yes	Barclays Global Investors	22-Mar-01
33.30	72.71	2.20	0.39	12.74	Mutual Fund Trust	CN	No	No	No	BetaPro Management	09-Jan-07
17.08	313.35	18.50	1.62	27.45	Mutual Fund Trust	CN	No	No	No	BetaPro Management	09-Jan-07
14.99	46.12	3.10	0.28	4.23	Mutual Fund Trust	CN	No	No	No	BetaPro Management	12-Jun-07
24.05	31.07	1.30	0.13	3.13	Mutual Fund Trust	CN	No	No	No	BetaPro Management	12-Jun-07
13.35	47.69	3.60	0.48	6.40	Mutual Fund Trust	CN	No	No	No	BetaPro Management	19-Jun-07
25.34	30.23	1.20	0.08	2.13	Mutual Fund Trust	CN	No	No	No	BetaPro Management	19-Jun-07
23.50	151.53	6.50	0.62	14.36	Mutual Fund Trust	CN	No	No	No	BetaPro Management	26-Jun-07
10.72	83.47	7.85	0.72	7.64	Mutual Fund Trust	CN	No	No	No	BetaPro Management	26-Jun-07
36.64	29.17	0.80	0.05	1.70	Mutual Fund Trust	CN	No	No	No	BetaPro Management	16-Jan-08
8.98	11.60	1.30	0.07	0.61	Mutual Fund Trust	CN	No	No	No	BetaPro Management	16-Jan-08
37.16	48.01	1.30	0.07	2.65	Mutual Fund Trust	CN	No	No	No	BetaPro Management	16-Jan-08
9.31	93.27	10.10	0.91	8.39	Mutual Fund Trust	CN	No	No	No	BetaPro Management	16-Jan-08
19.00	35.85	1.90	0.07	1.40	Mutual Fund Trust	CN	No	No	No	BetaPro Management	23-Jan-08
20.00	19.89	1.00	0.03	0.50	Mutual Fund Trust	CN	No	No	No	BetaPro Management	23-Jan-08
11.36	12.42	1.10	0.02	0.23	Mutual Fund Trust	CN	No	No	No	BetaPro Management	23-Jan-08
31.05	33.96	1.10	0.01	0.28	Mutual Fund Trust	CN	No	No	No	BetaPro Management	23-Jan-08
23.98	23.85	1.00	0.00	0.04	Mutual Fund Trust	CN	No	No	No	BetaPro Management	12-Mar-08
15.68	15.59	1.00	0.04	0.60	Mutual Fund Trust	CN	No	No	No	BetaPro Management	12-Mar-08
										BetaPro Management Inc	Planned
										BetaPro Management Inc	Planned
										BetaPro Management Inc	Planned
										BetaPro Management Inc	Planned
										BetaPro Management Inc	Planned
										BetaPro Management Inc	Planned
										BetaPro Management Inc	Planned
										BetaPro Management Inc	Planned
24.32	210.31	8.72	0.15	3.55	Open Ended Fund	CN	No	No	No	Claymore Securities	19-Dec-07
17.80	60.08	3.40	0.02	0.27	Open Ended Fund	CN	No	No	No	Claymore Securities	10-Apr-07
25.45	25.24	1.00	0.01	0.22	Open Ended Fund	CN	No	No	No	Claymore Securities	12-Jun-07
13.79	314.15	22.98	0.29	4.03	Open Ended Fund	CN	No	No	No	Barclays Global Investors	11-Sep-01
24.80	825.03	33.55	0.16	3.88	Open Ended Fund	CN			No	Barclays Global Investors	28-Feb-03
17.25	563.56	32.95	0.13	2.20	Open Ended Fund	CN			No	Barclays Global Investors	29-May-01
28.53	686.45	24.27	0.15	4.14	Open Ended Fund	CN			No	Barclays Global Investors	20-Nov-00
29.06	864.08	29.99	0.10	3.01	Open Ended Fund	CN			No	Barclays Global Investors	20-Nov-00
41.65	192.21	4.65	0.09	3.60	Open Ended Fund	CN			Yes	Barclays Global Investors	05-Dec-05
14.92	201.04	13.59	0.16	2.31	Open Ended Fund	CN			No	Barclays Global Investors	05-Dec-05
21.30	278.09	13.17	0.03	0.68	Open Ended Fund	CN			No	Barclays Global Investors	05-Dec-05
19.85	94.48	4.80	0.02	0.34	Open Ended Fund	CN			No	Barclays Global Investors	05-Dec-05
88.00			0.01	0.97		CN, US			No	Barclays Global Investors	02-Dec-05
21.39	25.98	1.23	0.00	0.09	Open Ended Fund	CN	No	No	No	Claymore Securities	08-Sep-06
11.97	27.73	2.34	0.02	0.23	Open Ended Fund	CN	No	No	No	Claymore Securities	22-Feb-06
41.59	192.05	4.66	0.04	1.76	Open Ended Fund	CN	No	No	No	Claymore Securities	08-Sep-06
19.76	18.28	0.93	0.01	0.12	Open Ended Fund	CN	No	No	No	Claymore Securities	08-Sep-06
28.44	22.59	0.80	0.01	0.29	Open Ended Fund	CN	No	No	No	Claymore Securities	26-Oct-06
18.40	25.21	1.38	0.01	0.21	Open Ended Fund	CN	No	No	No	Claymore Securities	14-Feb-07
15.90	12.72	0.81	0.01	0.17	Open Ended Fund	CN	No	No	No	Claymore Securities	14-Feb-07
18.43	37.12	2.03	0.01	0.24	Open Ended Fund	CN	No	No	No	Claymore Securities	04-Jun-07
8.78	144.80	16.63	0.03	0.24	Open Ended Fund	CN	No	No	No	Claymore Securities	05-Mar-07
19.26	5.73	0.30	0.00	0.02	Open Ended Fund	CN	No	No	No	Claymore Securities	21-Jun-07
18.38	5.47	0.30	0.01	0.12	Open Ended Fund	CN	No	No	No	Claymore Securities	21-Jun-07
21.04	4.17	0.20	0.01	0.16	Open Ended Fund	CN	No	No	No	Claymore Securities	16-Jan-08
20.34	16.20	0.80	0.01	0.17	Open Ended Fund	CN	No	No	No	Claymore Securities	31-Jan-08
28.22	8.39	0.30	0.01	0.17	Open Ended Fund	CN	No	No	No	Claymore Securities	06-Feb-08
7.78	2.89	0.37	0.01	0.07	Open Ended Fund	CN	No	No	No	Claymore Securities	06-Feb-08
50.07	19.86	0.40	0.01	0.57	Open Ended Fund	CN	No	No	No	Claymore Securities	19-Feb-08
										Claymore Investments	Planned
										Claymore Investments	Planned
										JovFunds Management	Planned
2.97	1,207.31	2,837.57	589.92	250.99	Open Ended Fund	CH	Yes	No	No	China Asset Management	23-Feb-05
2.47	1,236.47	3,502.17	37.68	13.30	Open Ended Fund	CH	Yes	No	No	China Asset Management	05-Sep-06
										China Asset Management	Planned
8.62	123.90	100.42	6.07	7.49	Open Ended Fund	CH			No	Huanan Fund Management	18-May-06
4.13	1,109.35	1,879.17	55.04	32.49	Open Ended Fund	CH			No	E Fund Management	24-Apr-06

ETFs Listed in the Rest of the World

Name	Price Ticker		Intraday NAV		Index		Round Lot	ISIN	Approx. No of Stocks		Annual TER (bps)	Divs
	Bloomberg	Reuters	Bloomberg	Reuters	Bloomberg	Reuters			ETF	Index		
AIG Huatai Dividend Shenzhen 180	510880.CH	510880.SS			SSEDIV			CNE000001PB0	50	50		
Egypt												
CASE 30 Index ETF												
Hong Kong												
Tracker of Hong Kong (TraHK)	2800.HK	2800.HK	HKRUPV		HSI	HSI	500	HK2800008867	33	33	10	S (May, Nov)
ABF Hong Kong Bond	2819.HK	2819.HK					100	HK2819031405			12	S
ABF Pan Asia Bond	2821.HK	2821.HK			ABTRPAUH	IBXABFPAU	10	SG9999002026			30	S
Hang Seng H-Share Index	2828.HK	2828.HK	HSRUPV	HK7302	HSCEI	HSCE	200	HK2828013055	43	43	55*	S
Hang Seng Index	2833.HK	2833.HK	HIRUPV	HK7302	HSI	HSI	100	HK2833027330	43	43	50*	S
Hang Seng FTSE/Xinhua China 25	2838.HK	2838.HK	FXRUPV	HK7302	XINOI	FTXIN25	100	HK2838031154	25	25	55*	S
iShares MSCI China Tracker	2801.HK	2801.HK	MCRUPV		MXCN	MSCICN	200	HK2801040828	45	60	99	A (Dec)
iShares FTSE/Xinhua A50 China Tracker	2823.HK	2823.HK			XIN50	FTXIN9	100	HK2823028546	50	50	99	A
iShares MSCI-South Korea	4362.HK	4362.HK	WWK		MSEUSKO	MSCIKR	50	US4642867729	71	66	74	A (Dec)
iShares MSCI-Taiwan	4363.HK	4363.HK	WWM		MSEUSTW	MSCITW	50	US4642867315	106	101	74	A (Dec)
iShares Asia Trust - iShares BSE SENSEX India Tracker	2836.HK	2836.HK			SENSEX	BSESN	200	HK2836036130	30	30	99	A
Lyxor NASDAQ 100	2826.HK	2826.HK	VLUST	VLUST	NDX	NDX		FR0010446930	83	83	30	A
Lyxor MSCI India	2810.HK	2813.HK	LYINR	LYINR	MXIN	MSCIIN		FR0010375766	68	68	85	A
Lyxor MSCI World	2812.HK	2812.HK	VLWLD		MXWO	MSCIWO		FR0010446914	1798	1798	45	A
Lyxor MSCI AC Asia-Pacific ex Japan	2815.HK	2815.HK	VLAEJ	VLAEJ	MXAPJ	MSCIAPJ		FR0010372185	666	666	65	A
Lyxor Commodities	2809.HK	2809.HK	VLCRB	VLCRB	CRYTR	CRBTR		FR0010414813	19	19	35	None
Lyxor MSCI Korea	2813.HK	2813.HK	VLKRW	VLKRW	MXKR	MSCIKR		FR0010375774	91	91	65	A
Lyxor Russia	2831.HK	2831.HK	VLRUS	VLRUS	RU10D	RU10		FR0010460998	10	10	65	A
World Index Shares s - CSI 300 China Tracker	2827.HK	2827.HK			SHSZ300		200	HK2827039002	300	300	139	A
World Index Shares ETFs - CSI HK100 Tracker	2825.HK										99*	A
CSI 100 Index												
Indonesia												
Indo Premier-ETF	RLQ45X.IJ	LQ45XP.IDF			LQ45		1	IDN000053501		45		
India												
Nifty BeES	NBEES IN	NBES.NS		BEES01	NIFTY	NSEI	1	INF732E01011	50	50	80	A
JUNIOR BeES	JBEEES IN	JBES.NS		BEES01	NIFTYJR	NSMIDCP	1	INF732E01045	50	50	100	A
Liquid Benchmark BeES	LBEEES IN	LBES.NS					1	INF732E01037			70	D
PSU Bank Benchmark	PSUBBE IN	PSUBBE.NS					1	INF732E01110	12	12	150	A
Kotak PSU Bank ETF	KOPSUB IN	KOPSUB.NS						INF3730101023			75*	
CNX Bank Index	BBEES IN	BBES.NS			CNXBANK	NSEBANK	1	INF732E01078	12	12	55	A
Sensex Spice	ICSPICE IN	SPIC.BO			SENSEX	BSESN	1	INF346A01034	30	30	80	R
S&P CNX Nifty	SUNDER IN	UTSR.NS			NIFTY	NSEI	1	INF789F01042	50	50	50	R
CNX Mid-Cap Index												
Benchmark Automobiles												
Benchmark Cement												
Benchmark Electrical Equipment												
Benchmark Infotech												
Benchmark Pharmaceuticals												
Benchmark Power												
Benchmark Services												
Benchmark Steel												
Benchmark Telecommunications												
Tata CNX Banking												
Kotak CNX Banking												
Kotak Sensex ETF												
Reliance CNX Banking												
UTI-SSgA Global Navigator												
Kotak Gold	KOGOLD IN	65081834IN.LP						INF3730101015			100*	
Gold Exchange Traded Scheme - Gold BeES	GBEES IN	GBES.NS					1	INF732E01102			125	
UTI Gold	UTIGOL IN	UTGF.NS						INF789F01059				
Reliance Gold ETF	REGOLD IN	RELE.NS						INF7330101010			125	
Quantum Gold Fund	QTGOLD IN							INF082J01010			125	
Tata Gold												
Birla Gold Exchange Traded												
OptiMix Gold												
State Bank of India Gold ETF												
Israel												
NSE S&P CNX Nifty 50												
Russell 2000												
CECE Index												
Japanese Yen ETF												
British Pound Sterling ETF												
Japan												
iShares Nikkei 225	1329.JP	1329.T		48311019.JPF	NKY	N225	10	JP3027710007	225	225	22	A
Daiwa - TOPIX Core 30	1310.JP	1310.T		04312023.JPF	TPXC30	TPXC	100	JP3040100004	30	30	22	A
Daiwa - TOPIX Electric Appliances	1610.JP	1610.T		04313023.JPF	TPELMH	IELEC.T	100	JP3040110003	162	162	22	A
Daiwa Topix Banks	1612.JP	1612.T		04315023.JPF	TPNBK	IBNKS.T	1000	JP3040130001	86	86	22	A
Daiwa TOPIX	1305.JP	1305.T		04315017.JPF	TPX	TOPX	100	JP3027620008	1661	1661	19	A
Daiwa - NIKKEI 225	1320.JP	1320.OS		04313017.JPF	NKY	N225	10	JP3027640006	225	225	22	A
TOPIX Core 30 Exchange Traded	1311.JP	1311.T		01312024.JPF	TPXC30	TPXC	100	JP3040140000	30	30	22	A
TOPIX Electric Appliances Exchange Traded	1613.JP	1613.T		01312024.JPF	TPELMH	IELEC.T	100	JP3040150009	159	159	22	A
Nomura TOPIX Banks	1615.JP	1615.T		01315024.JPF	TPNBK	IBNKS.T	100	JP3040170007	82	82	22	A
OSE NIKKEI 225	1321.JP	1321.OS		01311017.JPF	NKY	N225	10	JP3027650005	225	225	22	A
TSE TOPIX	1306.JP	1306.T		01312017.JPF	TPX	TOPX	100	JP3027630007	1596	1596	11	A
Nikko Exchange Traded 225	1330.JP	1330.T		02313017.JPF	NKY	N225	10	JP3027660004	225	225	22.5	A
Nikko Exchange Traded TOPIX	1308.JP	1308.T		0231701C.JPF	TPX	TOPX	1000	JP3039100007	1596	1596	11	A
Listed Index Fund China A Share (Panda) CSI 300	1322.JP	1322.T			SHSZ300			JP3046760009	300	300	20*	A
Nikko S&P Japan Emerging Equity 100	1314.JP	1314.T			SPJES			JP3046550004	100	100	50*	
Listed Index Fund TOPIX100 Japan Large Cap Equity	1316.JP	1316.T			TPX100			JP3046730002	100	100	20*	A
Listed Index Fund TOPIX Mid400 Japan Mid Cap Equity	1317.JP	1317.T			TPXM400			JP3046740001	400	400	50*	A
Listed Index Fund TOPIX Small Japan Small Cap Equity	1318.JP	1318.T			TPXSM			JP3046750000	1207	1207	50*	A
Russell/Nomura Small Cap Core Index Linked	1312.JP	1312.OS			RNIROSC	JRNISC		JP3046520007			50*	
SSE 50 Index-linked	1309.JP				SSE50	SSE50		JP3046510008	50	50	95*	
NEXT FUNDS TOPIX-17 IT & Services Others	1626.JP	1626.T			TP17ITSV			JP3046650002	238	238	32*	
NEXT FUNDS TOPIX-17 Real Estate	1633.JP	1633.T			TP17REAL			JP3046720003	55	55	32*	



This material is not a solicitation of any offer to buy or sell any security or other financial instrument or to participate in any trading strategy. This material was not prepared by the Morgan Stanley Research Department, and you should not regard it as a research report. Please refer to important information and qualifications at the end of this material.

ETFs Listed in the Rest of the World

Name	Price Ticker		Intraday NAV		Index		Round	Lot	ISIN	Approx. No of Stocks		Annual TER		Divs
	Bloomberg	Reuters	Bloomberg	Reuters	Bloomberg	Reuters				ETF	Index	(bps)		
NEXT FUNDS TOPIX-17 Financials Ex Banks	1632 JP	1632.T			TP17FNCL				JP3046710004	58	58	32*		
NEXT FUNDS TOPIX-17 Electric Appliances & Precision Instruments	1625 JP	1625.T			TP17ELPR				JP3046640003	188	188	32*		
NEXT FUNDS TOPIX-17 Banks	1631 JP	1631.T			TP17BNK				JP3046700005	85	85	32*		
NEXT FUNDS TOPIX-17 Transportation & Logistics	1628 JP	1628.T			TP17TPLG				JP3046670000	67	67	32*		
NEXT FUNDS TOPIX-17 Automobiles & Transportation Equipment	1622 JP	1622.T			TP17TPEQ				JP3046610006	75	75	32*		
NEXT FUNDS TOPIX-17 Construction & Materials	1619 JP	1619.T			TP17CNMT				JP3046580001	171	171	32*		
NEXT FUNDS TOPIX-17 Raw Materials & Chemicals	1620 JP	1620.T			TP17RWCH				JP3046590000	179	179	32*		
NEXT FUNDS TOPIX-17 Foods	1617 JP	1617.T			TP17FOOD				JP3046560003	75	75	32*		
NEXT FUNDS TOPIX-17 Energy Resources	1618 JP	1618.T			TP17ERGY				JP3046570002	17	17	32*		
NEXT FUNDS TOPIX-17 Electric Power & Gas	1627 JP	1627.T			TP17ELEC				JP3046660001	17	17	32*		
NEXT FUNDS TOPIX-17 Retail Trade	1630 JP	1630.T			TP17RETL				JP3046690008	141	141	32*		
NEXT FUNDS TOPIX-17 Machinery	1624 JP	1624.T			TP17MACH				JP3046630004	123	123	32*		
NEXT FUNDS TOPIX-17 Commercial & Wholesale Trade	1629 JP	1629.T			TP17WSAL				JP3046680009	139	139	32*		
NEXT FUNDS TOPIX-17 Pharmaceutical	1621 JP	1621.T			TP17PHRM				JP3046600007	34	34	32*		
NEXT FUNDS TOPIX-17 Steel & Nonferrous	1623 JP	1623.T			TP17STML				JP3046620005	61	61	32*		
Samsung KODEX200 ETF	1313 JP	1313.T	6950INAV		KOSPI2	KS200			KR7069500007	118	200	52		Q
ETCs Listed in Japan														
Gold-Price-Linked	1328 JP	1328.OS					10		JP3046490003			50*		
Gold ETC														
Silver ETC														
Crude Oil ETC														
ETFs that have filed notification in Japan														
iShares S&P GSCI Commodity Indexed-Trust	GSG US	GSG	GSGIV		GSCITR		100		US46428R1077			75		
iShares S&P Global 100	IOO US	IOO	IOOIV		OOI	OOI	100		US4642875722	100	100	40		S (Jun, Dec)
iShares S&P Global Consumer Discretionary Sector	RXI US	RXI.N	RXIIV		SGD	SGDY			US4642887453	185	195	48		S (Jun, Dec)
iShares S&P Global Consumers Staples Sector	KXI US	KXI.N	KXIIV		SGCS	SGSY			US4642887370	92	95	48		S (Jun, Dec)
iShares S&P Global Energy Sector	IXC US	IXC.A	IXCIV		SGES	SGES	100		US4642873412	56	69	48		S (Jun, Dec)
iShares S&P Global Financials Sector	IXG US	IXG.A	IXGIV		SGFS	SGFS	100		US4642873339	218	237	48		S (Jun, Dec)
iShares S&P Global Healthcare Sector	IXJ US	IXJ.A	IXJNV		SGH	SGH	100		US4642873255	80	82	48		S (Jun, Dec)
iShares S&P Global Industrials Sector	EXI US	EXI.N	EXIIV		SGN	SGNY			US4642887297	158	174	48		S (Jun, Dec)
iShares S&P Global Materials Sector	MXI US	MXI.N	MXIIV		SGM	SGMY			US4642886950	131	118	48		S (Jun, Dec)
iShares S&P Global Technology Sector	IXN US	IXN.A	IXNIV		SGI	SGI	100		US4642872919	119	125	48		S (Jun, Dec)
iShares S&P Global Telecommunications Sector	IXP US	IXP.A	IXPIV		SGT	SGT	100		US4642872752	40	41	48		S (Jun, Dec)
iShares S&P Global Utilities Sector	JXI US	JXI.N	JXIIV		SGU	SGUY			US4642887115	71	71	48		S (Jun, Dec)
iShares S&P MidCap 400	IJH US	IJH	IJHIV		MID	MID	100		US4642875078	400	400	20		Q
iShares S&P SmallCap 600	IJR US	IJR.A	IJRIV		SML	SML	100		US4642878049	600	600	20		Q
iShares S&P 500	IIV US	IIV	NNV		SPX	SPX	100		US4642872000	500	500	9		Q
iShares S&P Europe 350	IEV US	IEV.A	IEVIV		SPTR350N		100		US4642878619	354	350	60		S (Jun, Dec)
iShares S&P Global Water	IHZO LN	IHZO.L	INAVSWG	GWFGBP=INA	SPGTAQUA	SPGTAQUA			IE00B1TXK627	50	50	65		S
iShares S&P Latin America 40	ILF US	ILF.A	ILFIV		SPTRL40N		100		US4642873909	40	40	50		S (Jun, Dec)
iShares S&P Listed Private Equity	IPRV LN	IPRV.L	INAVSPGP	GPGBGP=INA	SPLPEQTY	SPLPEQTY			IE00B1TXHL60	26	26	75		S
iShares Russell 2000	IWM US	IWM.A	IWMIV		RTY	RUT	100		US4642876555	2010	2010	20		Q
iShares NASDAQ Biotechnology	IBB US	IBB	IBBIV		NBI	NBI	100		US4642875565	160	160	48		Q
iShares Dow Jones US Real Estate	IYR US	IYR	IYRIV		DJUSRE	DJUSRE	100		US4642877397	83	83	48		Q
iShares DJ Euro Stoxx 50	EUE LN	EUE.L	VLEUE	EUEEUR=INAV	SX5E	STOXX50E			IE0008471009	50	50	15		Q
iShares Dow Jones Select Dividend	DVY US	DVY.N	DVYIV		DJDVY	DJDVY	100		US4642871689	113	100	40		Q
iShares DJ Euro STOXX Select Dividend	IDVY LN	IDVY.L	INAVSDP	ESSDGBP=INAV	SD3E	SD3T			IE00B0M62S72	30	30	40		Q
iShares DJ Asia/Pacific Select Dividend	IAPD LN	IAPD.L	INAVSDP	APSDGBP=INAV	DJAPSD	DJAPSD			IE00B14X4T88	30	30	59		Q (Mar, Jun, Sep, Dec)
iShares FTSE/Macquarie Global Infrastructure 100	INFR LN	INFR.L	INAVMQGP	MQGGBP=INAV	MCGIGIST	FTMGIS			IE00B1FZS467	100	100	65		Q (Jan, Apr, July, Oct)
iShares FTSE/Xinhua China 25	FXI US	FXI.N	FXIIV		XINOI	FTXIN25	100		US4642871846	25	25	74		S (Jun, Dec)
iShares FTSE 100	ISF LN	ISF.L	BEIFT100	ISFGBP=INAV	UKX	FTSE			IE0005042456	100	100	40		Q
iShares FTSE BRIC 50	BRIC LN	BRIC.L	INAVFBRU	BRCGBP=INA	FBRIC	FTFBRIC			IE00B1W57M07	50	50	74		S
iShares FTSE/Xinhua A 50 China Tracker	2823 HK	2823.HK			XIN50	FTXIN9	100		HK2823028546	50	50	99		A
iShares MSCI EAFE	EFA US	EFA.A	EFAIV		NDDEUAFE	MXEA	100		US4642874659	814	1137	35		S (Jun, Dec)
iShares MSCI Pacific ex-Japan	EPP US	EPP.A	EPPIV		NDDEUPFXJ	MXPCJ	100		US4642866655	177	178	50		S (Jun, Dec)
iShares MSCI Emerging Markets	EEM US	EEM.A	EEMIV		MXEF	MXEF	100		US4642872349	275	825	75		S (Jun, Dec)
iShares MSCI Eastern Europe	IEER LN	IEER.L	INAVEEPP	MEEPGBP=INAV	MXME	MSCIME			IE00B0M63953	50	50	74		Q
iShares MSCI China Tracker	2801 HK	2801.HK	MCRUPV		MXCN	MSCICN	200		HK2801040828	45	60	99		A (Dec)
iShares MSCI India	INDIA SP	INDI.SI			MXIN	MSCIIN	100		SG1T41930465	100	68	99		
iShares MSCI South Korea	EWY US	EWY	EWYIV		MXKR	MSCIKR	100		US4642867729	79	73	74		S (Jun, Dec)
iShares MSCI Taiwan	EWT US	EWTA	EWTIV		NDEUSTW	MSEUSTW	100		US4642867315	101	101	74		S (Jun, Dec)
iShares MSCI Brazil	EWZ US	EWZA	EWKIV		NDUEBRA	MSNRBR=U	100		US4642864007	48	47	74		S (Jun, Dec)
iShares MSCI Mexico	EWV US	EWV	EWVIV		MSEUTMXF	MSEUTMXF			US4642868222	26	22	59		S (Jun, Dec)
iShares MSCI South Africa	EZA US	EZA.A	EZAV		MXZA	MXZA	100		US4642867802	50	50	74		S (Jun, Dec)
iShares MSCI AC Far East ex-Japan	IFFF LN	IFFF.L	INAVPACP	IPACGBP=INAV	MXFEJ	MSCIFEJ			IE00B0M63730	406	494	74		Q
iShares MSCI Europe	IMEU LN	IMEU.L	INAVMSEG	MSCCEUR=IN	MXEU	MIEU000PEU			IE00B1YZSC51	381	587	35		Q
iShares MSCI Malaysia	EWV LN	EWV.A	EWVIV		NDUMAF	MSDUMAF	100		US4642868305	76	75	59		S (Jun, Dec)
iShares MSCI North America	INAA LN	INAA.L	INAVMNAP	IMNAGBP=INAV	NDUNA	NDUNA			IE00B14XAM10	482	732	40		Q (Mar, Jun, Sep, Dec)
iShares MSCI Turkey	ITKY LN	ITKY.L	INAVTUKP	TUKGBP=INAV	MXTR	CITR			IE00B1FZS574	30	30	74		S
iShares BSE SENSEX India Tracker	2836 HK	2836.HK			SENSEX	BSESN	200		HK2836036130	30	30	99		A
iShares Lehman Aggregate Bond	AGG US	AGG.A	AKGNV				100		US4642872265	112	124	20		M
iShares Lehman TIPS Bond	TIP US	TIP.N	TIPIV				100		US4642871762	17	17	20		M
iShares Lehman 1-3 Year Treasury Bond	SHY US	SHY.A	SHYIV				100		US4642874576	16	31	15		M
iShares Lehman 20+ Year Treasury Bond	TLT US	TLT.A	TLTIV				100		US4642874329	12	12	15		M
iShares Lehman 7-10 Year Treasury Bond	IEF US	IEFA	IEFIV				100		US4642874402	8	9	15		M
iShares Lehman Credit Bond	CFT US	CFT.N	CFTIV				100		US4642886208	120	120	20		M
iShares Lehman MBS Fixed-Rate Bond	MBB US	MBB.A	MBBIV				100		US4642885887	15	391	25		M
iShares Lehman Short Treasury Bond	SHV US	SHV.N	SHVIV				100		US4642886794	10	10	15		M
iShares iInflation Linked Bond	IBCI LN	IBCI.L	INAVILBP	EILBGBP=INAV	BEIGIT	IB8A			IE00B0M62X26	20	20	25		R
iShares Euro Corporate Bond	IBCX LN	IBCX.L	INAVBXE2	IBCXEUR=INAV	IB8A	IB8A			IE0032532478	38	38	20		Q
iShares iBOXX \$ High Yield Corporate Bond	HYG US	HYG.A	IBOXHY		IBOXHY	IBOXHY	100		US4642885135	50	50	50		A
iShares iBOXX \$ Investment Grade Corporate Bond	LQD US	LQD.A	LQDIV		GSITOP	GSITOP			US4642872422	100	100	15		M
iShares KLD Select Social	KLD US	KLD.N	KLDIV		KLDSSI	JYT	100		US4642888022	225	226	50		Q
Lyxor ETF MSCI World	2812 HK	2812.HK	VLWLD		MXWO	MSCIWO			FR0010446914	1798	1798	45		A
Lyxor ETF MSCI AC Asia-Pacific Ex Japan	2815 HK	2815.HK	VLAEJ	.VLAEJ	MXAPJ	MSCIAPJ			FR0010372185	666	666	65		A
Lyxor ETF MSCI Korea	2813 HK	2813.HK	VLKRW	.VLKRW	MXKR	MSCIKR			FR0010375774	91	91	65		A
LYXOR ETF Commodities CRB	2809 HK	2809.HK	VLCRB	.VLCRB	CRYTR	.CRBTR			FR0010414813	19	19	35		None
Lyxor ETF India USD	2810 HK	2810.HK	VLINR	.VLINR	MXIN	MSCIIN			FR0010375766	68	68	85		A
Lyxor ETF Nasdaq 100	2826 HK	2826.HK	VLUST	.VLUST	NDX	NDX			FR0010446930	83	83	30		A



NOMURA



Local Price ¹	AUM (USD MM) ¹	Shares Outstanding (MM) ²	Share Trd Volume (000's) ²	ADV (USD MM) ²	Fund Struct.	Reg's	QFI ⁴	Filed Notifications in Japan ⁶	Options	Manager	Launch Date
17,500.00	9.89	0.06	0.00	0.01		J			No	Nomura Asset Management	25-Mar-08
14,710.00	33.26	0.24	0.00	0.00		J			No	Nomura Asset Management	25-Mar-08
18,740.00	22.62	0.13	0.00	0.01		J			No	Nomura Asset Management	25-Mar-08
15,200.00	9.90	0.07	0.00	0.00		J			No	Nomura Asset Management	25-Mar-08
15,730.00	17.63	0.12	0.00	0.00		J			No	Nomura Asset Management	25-Mar-08
15,450.00	6.96	0.05	0.00	0.00		J			No	Nomura Asset Management	25-Mar-08
14,720.00	11.99	0.09	0.00	0.00		J			No	Nomura Asset Management	25-Mar-08
17,780.00	10.90	0.06	0.00	0.00		J			No	Nomura Asset Management	25-Mar-08
19,940.00	3.82	0.02	0.00	0.09		J			No	Nomura Asset Management	25-Mar-08
12,760.00	6.97	0.06	0.00	0.01		J			No	Nomura Asset Management	25-Mar-08
11,880.00	5.35	0.05	0.00	0.00		J			No	Nomura Asset Management	25-Mar-08
25,730.00	12.08	0.05	0.00	0.00		J			No	Nomura Asset Management	25-Mar-08
32,250.00	11.12	0.04	0.00	0.11		J			No	Nomura Asset Management	25-Mar-08
13,180.00	7.70	0.06	0.00	0.01		J			No	Nomura Asset Management	25-Mar-08
37,500.00	11.14	0.03	0.00	0.01		J			No	Nomura Asset Management	25-Mar-08
2,290.00			0.00	0.02		J, SK			No	Samsung Investment Trust Management	19-Nov-07
2,895.00	33.29	1.20	0.11	3.03		J			No	Nomura Asset Management	10-Aug-07
											Planned
											Planned
											Planned
67.68	862.92	12.75	0.24	15.93	Delaware Statutory Trust	US		Yes	Yes	Barclays Global Investors	20-Jul-06
76.27	1,250.83	16.40	0.32	24.28	Open Ended Fund	AU, MX, US		Yes	Yes	Barclays Global Investors	05-Dec-00
51.96	25.98	0.50	0.01	0.63	Open Ended Fund	US		Yes	No	Barclays Global Investors	21-Sep-06
60.50	308.55	5.10	0.03	1.87	Open Ended Fund	US		Yes	No	Barclays Global Investors	21-Sep-06
150.42	1,030.38	6.85	0.13	19.56	Open Ended Fund	US		Yes	Yes	Barclays Global Investors	12-Nov-01
74.07	314.80	4.25	0.05	3.61	Open Ended Fund	US		Yes	Yes	Barclays Global Investors	12-Nov-01
52.71	590.35	11.20	0.07	3.93	Open Ended Fund	US		Yes	Yes	Barclays Global Investors	12-Nov-01
61.60	169.40	2.75	0.02	1.41	Open Ended Fund	US		Yes	No	Barclays Global Investors	21-Sep-06
84.85	475.16	5.60	0.06	5.37	Open Ended Fund	US		Yes	No	Barclays Global Investors	21-Sep-06
61.65	376.07	6.10	0.08	5.16	Open Ended Fund	US		Yes	Yes	Barclays Global Investors	12-Nov-01
70.08	427.51	6.10	0.09	6.60	Open Ended Fund	US		Yes	Yes	Barclays Global Investors	12-Nov-01
65.39	277.91	4.25	0.02	1.56	Open Ended Fund	US		Yes	No	Barclays Global Investors	21-Sep-06
85.14	4,980.69	58.50	0.48	41.03	Open Ended Fund	AU, MX, US		Yes	Yes	Barclays Global Investors	22-May-00
62.73	4,293.87	68.45	1.05	65.83	Open Ended Fund	AU, MX, US		Yes	Yes	Barclays Global Investors	22-May-00
139.11	18,056.48	129.80	3.20	445.67	Open Ended Fund	AU, MX, SG, US		Yes	Yes	Barclays Global Investors	15-May-00
109.52	2,469.68	22.55	0.44	47.91	Open Ended Fund	AU, MX, US		Yes	Yes	Barclays Global Investors	25-Jul-00
1,392.00	135.28	4.90	0.03	0.79	Irish VCIC	FR, UK, L, N, G, IT		Yes	No	Barclays Global Investors	20-Mar-07
282.85	4,327.61	15.30	0.50	142.61	Open Ended Fund	US, MX		Yes	Yes	Barclays Global Investors	25-Oct-01
1,027.00	14.26	0.70	0.00	0.03	Irish VCIC	FR, UK, L, N, G, IT, SW		Yes	No	Barclays Global Investors	20-Mar-07
71.50	7,707.70	107.80	56.38	4,030.95	Open Ended Fund	AU, MX, US		Yes	Yes	Barclays Global Investors	22-May-00
77.42	1,242.59	16.05	0.94	73.07	Open Ended Fund	US, MX		Yes	Yes	Barclays Global Investors	09-Feb-01
68.40	2,140.92	31.30	6.67	456.49	Open Ended Fund	US, MX		Yes	Yes	Barclays Global Investors	12-Jun-00
3,048.00			0.04	2.23	Irish VCIC	A, CL, FR, G, I, IT, L, MX, N, SW, UK		Yes	Yes		01-Jun-01
59.19	5,871.65	99.20	0.64	37.98	Open Ended Fund	US, MX		Yes	Yes	Barclays Global Investors	03-Nov-03
2,423.00	874.63	18.20	0.01	0.55	Irish VCIC	A, CL, FR, I, IT, L, N, SW, UK, G		Yes	No	Barclays Global Investors	31-Oct-05
1,794.33	121.00	3.40	0.01	0.24	Irish VCIC	A, FR, I, IT, L, N, SW, UK, G		Yes	No	Barclays Global Investors	06-Jun-06
1,567.70	379.33	12.20	0.01	0.37	Irish VCIC	FR, I, IT, L, N, SW, UK, G		Yes	No	Barclays Global Investors	23-Oct-06
152.01	7,486.49	49.25	6.67	1,013.87	Open Ended Fund	AU, MX, US		Yes	Yes	Barclays Global Investors	08-Oct-04
631.25	3,558.39	284.22	5.16	64.56	Irish VCIC	A, CL, FR, I, IT, L, N, UK		Yes	No	Barclays Global Investors	28-Apr-00
2,050.00	142.30	3.50	0.02	0.83	Irish VCIC	CL, FR, UK, L, N, G, IT, SW		Yes	No	Barclays Global Investors	23-Apr-07
18.12	3,591.78	1,545.00	136.31	316.90	Unit Invest. Trust	HK		Yes	No	Barclays Global Investors	18-Nov-04
75.88	47,121.48	621.00	10.26	778.18	Open Ended Fund	AU, MX, US		Yes	Yes	Barclays Global Investors	17-Aug-01
148.99	3,963.13	26.60	0.27	39.53	Open Ended Fund	US, MX		Yes	No	Barclays Global Investors	25-Oct-01
147.00	26,460.00	180.00	13.10	1,926.09	Open Ended Fund	AU, MX, US		Yes	Yes	Barclays Global Investors	07-Apr-03
2,430.00	419.30	8.70	0.03	1.39	Irish VCIC	A, CL, FR, I, IT, L, N, SW, UK, G		Yes	No	Barclays Global Investors	07-Nov-05
24.30	267.50	85.80	0.24	0.74	Unit Invest. Trust	HK		Yes	No	Barclays Global Investors	23-Nov-01
7.44	595.20	80.00	0.57	4.24		SG		Yes	No	Barclays Global Investors	15-Jun-06
57.25	2,745.14	47.95	2.13	121.87	Open Ended Fund	AU, HK, MX, US		Yes	Yes	Barclays Global Investors	10-May-00
16.10	3,967.04	246.40	10.83	174.39	Open Ended Fund	AU, HK, MX, US		Yes	Yes	Barclays Global Investors	23-Sep-00
92.88	8,967.56	96.55	12.84	1,192.87	Open Ended Fund	US, MX		Yes	Yes	Barclays Global Investors	14-Jul-00
59.24	1,433.61	24.20	3.54	209.58	Open Ended Fund	US		Yes	No	Barclays Global Investors	18-Mar-96
130.71	640.48	4.90	0.13	17.11	Open Ended Fund	US, MX		Yes	Yes	Barclays Global Investors	07-Feb-03
2,317.00	909.89	19.80	0.03	1.19	Irish VCIC	A, CL, FR, I, IT, L, N, SW, UK, G		Yes	No	Barclays Global Investors	31-Oct-05
1,657.18	59.16	1.80	0.00	0.06	Irish VCIC	G, L, F, UK, N, SW, IT		Yes	No	Barclays Global Investors	09-Jul-07
11.73	1,053.94	89.85	2.93	34.42	Open Ended Fund	US, MX		Yes	Yes	Barclays Global Investors	18-Mar-96
1,426.57	447.04	15.80	0.04	1.12	Irish VCIC	A, FR, I, IT, L, N, SW, UK, G		Yes	No	Barclays Global Investors	06-Jun-06
1,744.54	197.22	5.70	0.05	1.60	Irish VCIC	A, CL, FR, I, IT, L, N, SW, UK, G		Yes	No	Barclays Global Investors	06-Nov-06
18.40	243.62	103.20	0.51	1.21		HK		Yes	No	Barclays Global Investors	02-Nov-06
102.23	8,934.90	87.40	0.56	56.80	Open Ended Fund	US, MX		Yes	Yes	Barclays Global Investors	26-Sep-03
107.83	6,793.29	63.00	0.49	52.40	Open Ended Fund	US, MX		Yes	Yes	Barclays Global Investors	05-Dec-03
83.28	9,085.85	109.10	0.88	73.13	Open Ended Fund	US, MX		Yes	Yes	Barclays Global Investors	26-Jul-02
92.50	1,794.50	19.40	2.59	239.42	Open Ended Fund	US, MX		Yes	Yes	Barclays Global Investors	26-Jul-02
89.03	2,644.19	29.70	0.45	40.49	Open Ended Fund	US, MX		Yes	Yes	Barclays Global Investors	26-Jul-02
101.07	70.75	0.70	0.01	0.63	Open Ended Fund	US		Yes	No	Barclays Global Investors	11-Jan-07
102.89	607.05	5.90	0.04	4.31	Open Ended Fund	US		Yes	Yes	Barclays Global Investors	16-Mar-07
110.14	815.04	7.40	0.11	12.07	Open Ended Fund	US		Yes	No	Barclays Global Investors	11-Jan-07
131.48	521.54	2.00	0.01	1.87	Irish VCIC	A, CL, FR, I, IT, L, N, SW, UK, G, MX		Yes	No	Barclays Global Investors	21-Nov-05
116.91			0.01	1.27	Irish VCIC	A, CL, FR, I, IT, L, N, SW, UK, G, MX		Yes	No		21-May-03
99.00	772.20	7.80	0.13	13.34	Open Ended Fund	US		Yes	Yes	Barclays Global Investors	11-Apr-07
105.75	3,722.40	35.20	0.20	20.89	Open Ended Fund	US		Yes	Yes	Barclays Global Investors	26-Jul-02
57.77	121.32	2.10	0.01	0.40	Open Ended Fund	US		Yes	Yes	Barclays Global Investors	28-Jan-05
12.04		14.00	0.00	0.01	French FCP	HK, FR, G, IT, SW		Yes	No	Lyxor Asset Management	18-Apr-07
38.45			0.01	0.04	French FCP	FR, G, IT, SG, HK		Yes	No	Lyxor Asset Management	18-Apr-07
37.30			0.01	0.07	French FCP	FR, IT, G, SG, HK		Yes	No	Lyxor Asset Management	26-Apr-07
31.95		17.00	0.09	0.38	French FCP	FR, G, IT, SW, SG, HK		Yes	No	Lyxor Asset Management	26-Apr-07
130.20			0.02	0.33	French FCP	FR, G, IT, SW, HK		Yes	No	Lyxor Asset Management	26-Apr-07
61.25			0.00	0.02	French FCP	FR, G, IT, HK		Yes	No	Lyxor Asset Management	27-Apr-07

ETFs Listed in the Rest of the World

Name	Price Ticker		Intraday NAV		Index		Round	Lot	ISIN	Approx. No of Stocks		Annual TER (bps)	Divs
	Bloomberg	Reuters	Bloomberg	Reuters	Bloomberg	Reuters				ETF	Index		
Lyxor ETF Russia	2831 HK	2831.HK	VLRUS	VLRUS	RU10D	RU10			FR0010460998	10	10	65	A
Lyxor ETF Russia (DJ RusIndex Titans 10)	RUS FP	RUS.PA	VLRUS	VLRUS	RU10D	RU10			FR0010326140	10	10	65	A
Lyxor ETF CRB Non Energy	CRN FP	CRN.PA	VLCRN	VLCRN	CRYNETR	RJCRBNETR			FR0010346205	15	15	35	A
PowerShares QQQ NASDAQ 100	QQQQ US	QQQQ.O	QXV		NDX	NDX	100		US73935A1043	100	100	20	Q
SPDR S&P 500	SPY US	SPY.A	SKV	.SKV	SPX	SPX	100		US78462F1030	500	500	9.45	Q
Diamonds	DIA US	DIA.A	DXV	.DXV	INDU	INDU	100		US2527871063	30	30	16.63	M
streetTRACKS S&P/ASX 200	STW AU	STW.AX	YSTW	YSTW.AX	AS51	AXJO	1		AU000000STW9	200	200	28.6	S (Jun, Dec)
streetTRACKS MSCI Europe	ERO FP	ERO.PA	VLERO	.VLERO	MSEREUP	MSPE			FR0000001885	250	598	50	R
Tracker of Hong Kong (TraHK)	2800 HK	2800.HK	HKRUPV		HSI	HSI	500		HK2800008867	33	33	10	S (May, Nov)
Hang Seng H-Share Index	2828 HK	2828.HK	HSRUPV	HK7302	HSCEI	HSCE	200		HK2828013055	43	43	55*	S
Hang Seng Index	2833 HK	2833.HK	HIRUPV	HK7302	HSI	HSI	100		HK2833027330	43	43	50*	S
Hang Seng FTSE/Xinhua China 25	2838 HK	2838.HK	FXRUPV	HK7302	XIN0I	.FTXIN25	100		HK2838031154	25	25	55*	S
Kodex 200	069500 KS	069500.KS	6950INAV		KOSPI2	KS200	1		KR7069500007	118	200	52	Q
Malaysia													
Asian Bond Malaysia Bond	MBIF MK	ABFM.KL			ABTRMALA		100		MYL0800EA002	20	48	29	S
FMB30	FMB30 MK	ABFM.KL			FMB30		100		MYL0820EA000	30	30	50	S
MyETF DJ Islamic Market Malaysia Titans 25	DJIM25 MK				DJMY25		100		MYL0821EA008			40*	S
New Zealand													
AMP Investments World	WIN NZ	WIN.NZ					1		NZWINE0001S5	854	1678	70	S
The NZX Australian 20 Leaders (smartOZZY)	OZY NZ	OZY.NZ			AS26	ATLI	1		NZOZYE0001S3	20	20	55*	S
The NZX MidCap (smartMIDZ)	MDZ NZ	MDZ.NZ			NZSEMC	NZMC	1		NZMDZE0001S1	33	33	75*	S
The NZX Australian MidCap (smartMOZY)	MZY NZ	MZY.NZ			AS34	AXMD			NZMZYE0001S7	50	50	76*	S
NZX 10 (smartTENZ)	TNZ NZ	TNZ.NZ			NZSE10	NZ10G	1		NZTNZE0001S5	10	10	47*	S
NZX 50 Portfolio IDX (smartFONZ)	FNZ NZ	FNZ.NZ			NZSE50FG				NZFNZE0001S4	50	50	62*	S
Philippines													
GSIS													
South Africa													
SATRIX40	STX40 SJ	STX40J.J			STX40	JTOPI	1		ZAE000027108	41	41	32.8	Q
SATRIX Industrials	STXIND SJ	STXINDJ.J				JINDI	1		ZAE000036364	25	25	28.6	Q
SATRIX Financials	STXFIN SJ	STXFINJ.J				JFINI	1		ZAE000036356	16	16	28.7	Q
SATRIX RESI	STXRES SJ	STXRESJ.J					1		ZAE000078622	20	20	29.1	Q
SATRIX SWIX TOP 40	STXSWX SJ	STXSWXJ.J					1		ZAE000078580	41	41	36.6	Q
Satrix Dividend Plus Index	STXDIV SJ	STXDIVJ.J			JDIVD	FTJ259	1		ZAE000102018	30	30		Q
NEWRAND	NRD SJ	NRDJ.J					1		ZAE000047841			80	Q
NewGold Gold Bullion Debentures	GLD SJ	GLDJ.J					1		ZAE000060067			40	Q
Government Bond (Govex)	GOVEX1 SJ								ZAG000039462			9*	
db x-trackers FTSE 100	DBXUK SJ	DBXUKJ.J	DBXUK	DBXUKJ.J	UKX	.FTSE	1		ZAE000115929	102	102	114	S
db X-Trackers DJ EURO STOXX 50	DBXEU SJ	DBXEUJ.J	DBXEU	DBXEUJ.J	SX5E	.STOXX50E	1		ZAE000115937	50	50	114	S
db x-trackers MSCI World	DBXWD SJ	DBXWDJ.J					1		ZAE000115184			114	S
db x-trackers MSCI USA	DBXUS SJ	DBXUSJ.J			MXUS	.MSCIUS	1		ZAE000115192			114	S
db x-trackers MSCI Japan	DBXJP SJ	DBXJPJ.J					1					114	S
Zshares RandPlay	ZRNPLV SJ	ZRNPLVJ.J							ZAE000109112	7-12	7-12	75*	S
Zshares RandHedge	ZRNHDG SJ	ZRNHDGJ.J							ZAE000109120	7-12	7-12	75*	S
NEWSA													
ERAFI ETF													
SHARIAN ETF													
NewWORLD ETF													
Itrix Japan													
Itrix North America													
Itrix Global													
PropTrax													
Satrix FTSE/JSE Rafi 40													
Dow Jones Industrial Average													
Russell 1000													
DJ Eurostoxx 50													
FTSE 250													
FTSE Xinhua China 25													
Topix													
FTSE/ JSE Top 40													
SA Government Bonds													
Indweza (SA Money Market)													
South Korea													
Samsung Kodex200	069500 KS	069500.KS	6950INAV		KOSPI2	KS200	1		KR7069500007	118	200	52	Q
Samsung Kodex KRX100	086630 KS	086630.KS	8663INAV		KRX100	KRX100	1		KR7086630001	100	100	52	Q
Samsung KODEX Semicon	091160 KS	091160.KS	9116INAV		KRXSEMI	KRXAUTO	1		KR7091160002	20	20	50	Q
Samsung KODEX Banks	091170 KS	091170.KS	9117INAV		KRXBANK	KRXBANK	1		KR7091170001	9	10	50	Q
Samsung KODEX Autos	091180 KS	091180.KS	9118INAV		KRXAUTO	KRXAUTO	1		KR7091180000	20	20	50	Q
Samsung KODEX Large Mid Cap Growth	097680 KS	097680.KS	9768INAV				1		KR7097680003	112	112	49	M
Samsung KODEX Large Mid Cap Value	097690 KS	097690.KS	9769INAV				1		KR7097690002	126	126	49	M
Samsung KODEX Mid Cap Value	097700 KS	097700.KS	9770INAV				1		KR7097700009	64	64	49	M
Samsung KODEX China H	099140 KS	099140.KS	9914INAV		HSCEI	HSCE	1		KR7099140006	43	43	66	M
Samsung KODEX Japan	101280 KS	101280.KS	0128INAV		TPX100		1		KR7101280006	100	100	35	
Mirae Asset Tiger MSCI China ETF													
Woori Credit Suisse KOSEF 200 - KOSPI 200	069660 KS	069660.KS	6966INAV		KOSPI2	KS200	1		KR7069660009	145	200	36	Q
Mirae Asset Maps TIGER 200	102110 KS	102110.KS	0211INAV		KOSPI2	KS200	1		KR7102110004				
Woori Credit Suisse KOSEF Banks	091190 KS	091190.KS	9119INAV		KRXBANK	KRXBANK	1		KR7091190009	9	10	50	Q
Woori Credit Suisse KOSEF IT	091200 KS	091200.KS	9120INAV		KRXIT	KRXIT	1		KR7091200006	30	30	50	Q
Woori Credit Suisse KOSEF Large Value	097730 KS	097730.KS	9773INAV				1		KR7097730006	61	61	50	M
Woori Credit Suisse KOSEF Mid Cap Pure Value	097740 KS	097740.KS	9774INAV				1		KR7097740005	37	37	50	M
Woori Credit Suisse KOSEF KRX100	100910 KS	100910.KS	0919INAV		KRX100	KRX100	1		KR7100910009	100	100	23	M
KOSPI Mid-Cap													
Mirae Asset Tiger Banks	091220 KS	091220.KS	9122INAV		KRXBANK	KRXBANK	1		KR7091220004	9	10	46	Q
Mirae Asset Tiger Semiconductor	091230 KS	091230.KS	9123INAV		KRXSEMI	KRXSEM	1		KR7091230003	20	20	46	Q
Mirae Asset Tiger KRX100	091210 KS	091210.KS	9121INAV		KRX100	KRX100	1		KR7091210005	100	100	46	Q
Mirae Asset Tiger Mid-Cap Value	097720 KS	097720.KS	9772INAV				1		KR7097720007	190	198	46	M
Mirae Asset Tiger Pure Value	097710 KS	097710.KS	9771INAV				1		KR7097710008	64	64	46	M
Mirae Asset Tiger Media & Telecom	098560 KS	098560.KS	9856INAV		KRXMETEL	KRXMEDA	1		KR7098560006	10	10	46	Q
Yurie TREX Mid Small Cap Value	097750 KS	097750.KS	9775INAV				1		KR7097750004			46	
Singapore													
streetTRACKS STRAITS TIMES	STTF SP	STTF.SI	STTF5F		STI	.STI	100		SG1W45939194	45	45	30	S (Jun, Oct)



This material is not a solicitation of any offer to buy or sell any security or other financial instrument or to participate in any trading strategy. This material was not prepared by the Morgan Stanley Research Department, and you should not regard it as a research report. Please refer to important information and qualifications at the end of this material.

ETFs Listed in the Rest of the World

																	
																	
BENCHMARK																	
Name	Price Ticker		Intraday NAV		Index		Round Lot	ISIN	Approx. No of Stocks		Annual TER (bps)	Divs					
	Bloomberg	Reuters	Bloomberg	Reuters	Bloomberg	Reuters			ETF	Index							
streetTRACKS Gold Trust	GLD SP	SGLD.SI	GLDIV					US8633071043	-	-	40	-					
SPDR S&P 500	SPY SP	SPY.SI	SPX		SPX	.SPX	10	US78462F1030	500	500	12	Q					
iShares S&P 500	IVV SP	IVVP.SI	IVVIV		SPX	.SPX	10	US4642872000	501	500	9	Q					
DIAMONDS	DIA SP	DIA.SI	DXV		INDU	.DJI	10	US2527871063	30	30	18	M					
iShares DJ US Technology	IYW SP	IYWT.SI	NJW		DJUSTC	.DJUSTC	10	US4642877215	260	259	60	Q					
iShares MSCI-Singapore	EWS SP	IEWS.SI	INR		MXSG	.CISG	100	US4642866739	36	35	59	A					
iShares MSCI India	INDIA SP	INDI.SI			MXIN	.MSCIIN	100	SG1T41930465	100	68	99						
ABF Singapore Bond	SBIF SP	ABFB.SI					1000	SG1S08926457	27	27	15*	A					
CIMB FTSE ASEAN 40	ASEAN SP	FASE.SI			ASEAN40	.FTASEAN40	100	SG1T81931787	40	40	65*	A					
Lyxor China Enterprises (HSCEI)	ASI SP	LASI.SI	VLASI	.VLASI	HSCEI	.HSCEI		FR0010377010	26	26	65	A					
Lyxor MSCI AC Asia-Pacific Ex Japan	AEJ SP	LAEJ.SI	VLAEJ	.VLAEJ	MXAPJ	.MSCIAPJ		FR0010372185	666	666	65	A					
Lyxor MSCI Korea	KRW SP	LKRW.SI	VLKRW	.VLKRW	MXKR	.MSCIKR		FR0010375774	91	91	65	A					
Lyxor Commodities CRB	CRB SP	LCRB.SI	VLCRB	.VLCRB	CRYTR	.CRBTR		FR0010414813	19	19	35	No Distribution (Total Return, index)					
Lyxor Hong Kong HSI	HSI SP	LHSI.SI	VLHSI	.VLHSI	HSI	.HSI		FR0010375741	33	33	65	A					
Lyxor MSCI Taiwan	TWN SP	LTWN.SI			TAMSCI	.TAMSCI		FR0010398701			65	A					
Lyxor JAPAN	JPN SP	LPJN.SI	VLJPN	.VLJPN	TPX	.TOPX		FR0010477430	1695	1695	50	A					
Lyxor ETF India (S&P CNX Nifty)	LNFU SP	LNFU.SI	NVLLNFT		NIFTY	.NSEI		FR0010489435	50	50	85	S					
FTSE Shariah Japan 100																	
Taiwan																	
Polaris Taiwan Top 50 Tracker	0050 TT	0050.TW	0050INAV	T0050.TW	TW50	.FTSETW50	1000	TW0000050004	50	50	37	A					
Polaris Taiwan Mid-Cap 100 Tracker	0051 TT	0051.TW	0051INAV	T0051.TW	TWMC	.FTSETWMC	1000	TW0000051002	100	100	47.5	A					
Polaris/P-Shares S&P Taiwan Custom China Play 50	0054 TT	0054.TW	0054INAV	T0054.TW	CPC	.POLCPC	1000	TW0000054006	50	50	48.5	A					
Polaris/P-Shares Taiwan Electronics Tech	0053 TT	0055.TW	0053INAV	T0053.TW	TWSELEC	.TELU	1000	TW0000053008	146	314	45.5	A					
Polaris/P-Shares MSCI Taiwan Financials	0055 TT	0052.TW	0055INAV	T0055.TW	MSTWOFN	.MITWOFNLOPTW	1000	TW0000055003	18	18	49.5	A					
Polaris/P-Shares Taiwan Dividend Plus	0056 TT	0056.TW	0056INAV	T0056.TW	TWDP	.FTTWDP	1000	TW0000056001	30	30	47.5	A					
Polaris TSEC Taiwan non-finance, non-electrical																	
Polaris Taiwan Islam ETF																	
Fubon FTSE's Taiwan Technology Tracker	0052 TT	0052.TW	0052INAV		TWIT	.TSEC		TW0000052000			40						
Fubon MSCI Taiwan	0057 TT	0057.TW			TAMSCI	.TAMSCI		TW0000057009			48						
Fubon Taiwan Eight Industries	0058 TT	0058.TW			TWSETWDP			TW0000058007			48						
Fubon Taiwan Finance	0059 TT	0059.TW			TWSEBKI			TW0000059005			48						
Global Semi33 Index																	
ISOCG (ISO Corporate Governance)																	
Thailand																	
ThaiDEX SET50	TDEX TB	TDEX.BK			SET50	.SET50	100	THSE50070002	50	50	43.5	S					
United Arab Emirates																	
Aj Mal UAE Falcon																	
Dubai Gold Shares																	

Notes

Annual TER (bps): * Indicates where only the Management Fee is provided

Dividends (DIV) - A - Annually, AA - At least annually, S - Semi-annually, Q - Quarterly, M - Monthly,

Dividend Frequency, R - Reinvested, O - Other

Registrations (Reg): Austria - A, Belgium - B, Denmark - D, Finland - F, Chile - CL

Denmark - D, Finland - F, France - FR, Germany - G, Greece - GR, Hong Kong - HK, Iceland - IC,

India - IN, Ireland - I, Israel - IL, Italy - IT, Luxembourg - L, Liechtenstein - LI, Malaysia - MY,

Mexico - MX, Netherlands - N, New Zealand - NZ, Norway - NO, Portugal - P, Singapore - SG, South Korea - SK,

Spain - SP, Sweden - S, Switzerland - SW, Taiwan - TW, Turkey - T, United Kingdom - UK, Other - O

Footnotes: 1. Price, AUM and Avg Daily Volume is as captured from Bloomberg on 12 May 08;

2. 20-Day Average; 3. Expected;

4. QFI: Qualified Foreign Investor - Investing in these ETFs requires foreign investor status

5. Managers have notified Japan's Financial Services Agency that these ETFs will be sold through brokers in Japan

Australia

Australia Gold Bullion: www.goldbullion.com.auAustralian Stock Exc: www.asx.com.auS&P/ASX: www2.standardandpoors.comStreetTRACKS: www.streettracks.com.au

Canada

BetaPro Management Inc: www.hbpetts.comClaymore Investments: www.claymoreinvestments.caiShares: www.ishares.caiUnits: www.iunits.comMSCI: www.msci.comS&P / TSX / TSE www2.standardandpoors.comToronto Stock Exchange: www.tse.ca

Egypt:

Cairo & Alexandria Stock Exchange: www.egyptse.com/index.asp

Hong Kong:

BOCI-Prudential Asset Management: www.boci-pru.com.hkHang Seng Bank: www.hangseng.com/etfHong Stock Exchange: www.hkex.com.hkHSBC Investment Funds: www.hsbcinvestments.com.hk/ABFiShares: www.ishares.com.hkLyxor ETF: www.lyxoretf.com.hk/MSCI: www.msci.comSSGA TraHK: www.ssgaasia.com/eng/

Israel

Tel-Aviv Stock Exchange: www.tase.co.il



NOMURA



Local Price ¹	AUM (USD MM) ¹	Shares Outstanding (MM) ²	Share Trd Volume (000's) ²	ADV (USD MM) ²	Fund Struct.	Reg's	QFI ⁴	Filed Notifications in Japan ⁶	Options	Manager	Launch Date
87.00			0.01	0.82	Open Ended Fund	SG, US, MX			No	State Street Global Advisors	11-Oct-06
					Unit Invest. Trust	SG, US			No	State Street Global Advisors	04-May-01
					Open Ended Fund	AU, MX, SG, US			No	Barclays Global Investors	04-May-01
					Unit Invest. Trust	N, US, MX, SG			No	State Street Global Advisors	04-May-01
62.00					Open Ended Fund	SG, US			No	Barclays Global Investors	04-May-01
					Open Ended Fund	AU, MX, SG, US			No	Barclays Global Investors	04-May-01
7.44	595.20	80.00	0.57	4.24		SG		Yes	No	Barclays Global Investors	15-Jun-06
1.06	234.81	300.71	0.00	0.00		SG			No	DBS Asset Management	31-Aug-05
9.60	188.16	19.60	0.02	0.19	Open Ended Fund	SG			No	CIMB-GK Securities	21-Sep-06
17.54			0.03	0.48	French FCP	FR, G, IT, SG			No	Lyxor Asset Management	19-Oct-06
4.96			0.00	0.00	French FCP	FR, G, IT, SG, HK			No	Lyxor Asset Management	19-Oct-06
4.80			0.00	0.00	French FCP	FR, IT, G, SG, HK			No	Lyxor Asset Management	07-Dec-06
4.15			0.01	0.03	French FCP	FR, G, IT, SW, SG, HK			No	Lyxor Asset Management	18-Jan-07
3.26			0.01	0.04	French FCP	FR, IT, G, SG			No	Lyxor Asset Management	01-Mar-07
1.13		23.80	0.34	0.38	French FCP	SG			No	Lyxor Asset Management	01-Mar-07
1.32		16.00	0.00	0.00	French FCP	FR, G, IT, SW, SP			No	Lyxor Asset Management	30-Aug-07
16.24			0.02	0.21	French SICAV	SP, UK			No	Lyxor Asset Management	28-Mar-08
											Planned
62.70	1,270.88	617.50	12.79	26.33	Open Ended Fund	T	Yes		No	Polaris	30-Jun-03
35.38	74.33	64.00	0.25	0.29	Open Ended Fund	T	Yes		No	Polaris	31-Aug-06
21.52	95.45	135.12	0.23	0.17	Open Ended Fund	T	Yes		No	Polaris	16-Jul-07
25.69	78.83	93.49	0.85	0.72	Open Ended Fund	T	Yes		No	Polaris	16-Jul-07
16.13	66.26	125.15	6.14	3.25	Open Ended Fund	T	Yes		No	Polaris	16-Jul-07
26.05	109.48	128.03	1.43	1.22	Open Ended Fund	T	Yes		No	Polaris	26-Dec-07
										Polaris	Planned
										Polaris	Planned
39.50	50.57	39.00	0.24	0.31	Open Ended Fund	T			No	Fubon Securities Investment Trust	12-Sep-06
32.56	39.04	36.53	0.39	0.42	Open Ended Fund	T			No	Fubon Securities Investment Trust	27-Feb-08
32.10	17.59	16.70	0.17	0.18	Open Ended Fund	T			No	Fubon Securities Investment Trust	27-Feb-08
33.30	33.86	30.97	0.35	0.38	Open Ended Fund	T			No	Fubon Securities Investment Trust	27-Feb-08
											Planned
											Planned
6.15	105.81	544.00	5.16	1.00	Open Ended Fund	TH	No	No	No	One Asset Management	06-Sep-07
										Al Mal Capital	Planned
											Planned

India

Benchmark Asset Management:
Kotak Mahindra Asset Management:
Mumbai Stock Exchange:
National Stock Exchange of India:
Prudential ICICI:
SUNDER:
UTI Asset Management:
Reliance Capital Asset:
Quantum Asset Management:

www.benchmarkfunds.com
www.kotakmutual.com
www.bseindia.com
www.nse-india.com
www.icicpruamc.com
www.unitrustofindia.com
www.uitmf.com
www.reliancecapital.com/
www.quantumamc.com

Singapore

CIMB-GK Securities Pte:
DBS Asset Management:
Dow Jones:
iShares:
Lyxor AM:
MSCI:
Singapore Exchange:
Standard & Poors:
streetTRACKS:

etf.cimb-gk.com
www.dbsam.sg
www.djindexes.com
www.ishares.com
www.lyxoretf.com.hk/
www.msci.com
www.sgx.com
www2.standardandpoors.com
www.streettracks.com.sg

New Zealand

AMP:
New Zealand Stock Exchange:
Smartshares Limited:
Tower:

www.ampcapital.co.nz
www.nzx.com
www.smartshares.nzx.com
www.tower.co.nz

Indonesia

Indo Premier Securities:
Indonesia Stock Exchange:

www.ipc.co.id
www.bei.co.id/

Japan

Barclays Global Investors:
Daiwa Asset Management:
Nikkei:
Nikko Asset Management:
Nomura Asset Management:
Osaka Stock Exchange:
Tokyo Stock Exchange:

www.barclaysglobal.co.jp
www.daiwa-am.co.jp
www.nikkei.co.jp/nkave/
www.nikko-am.co.jp
www.nomura-am.co.jp/english
www.ose.or.jp
www.tse.or.jp

South Africa

Clade Investment Management:
db x-trackers:
Johannesburg Stock Exchange:
New Gold Managers:
Satrix Managers:
Zshares:

www.cladegroup.com
www.dbxtrackers.co.za
www.jse.co.za
www.absa.co.za
www.satrix.co.za
www.zshares.co.za

Taiwan

Fubon Securities Investment Trust:
Polaris:
Taiwan Stock Exchange:

www.fsit.com.tw
www.p-shares.com
www.tse.com.tw

China

China Asset Management:
E Fund Management Co Ltd:
Huanan Fund Management:
AIG-Huatai Fund Management:
Shanghai Stock Exchange:
Shenzhen Stock Exchange:

www.chinaamc.com
www.efunds.com.cn
www.huanan.com.cn
www.aig-huatai.com
www.sse.com.cn
www.szse.cn/main/en/

Malaysia

AmlInvestment Management:
Bursa Malaysia:
FMB30:
MyETF:

www.amsecurities.com.my
www.bursamalaysia.com
www.fbm30etf.com.my
www.myetf.com.my

Thailand

THAIDEX SET50:
Stock Exchange of Thailand:

www.one-asset.com/etf
www.set.or.th/index.html

South Korea

Korean Stock Exchange:
KOSDAQ:
MAPS Investment Management:
Samsung Investment Trust Mgmt:
Woori Investment & Securities:
Yurie Asset Management:

www.kse.or.kr/webeng
www.kosdaq.or.kr
eng.miraasset.com/maps/index.htm
www.samsunginv.com
www.wooriwm.com/eng/
www.yurieasset.co.kr

What Are Exchange Traded Funds?

Exchange Traded Funds (ETFs) are essentially open end index funds that are listed and trade on exchanges like stocks.

ETFs have opened a whole new panorama of investment opportunities to both individual investors and institutional money managers. They enable investors to gain broad exposure to entire stock markets in different countries and specific sectors with relative ease, on a real-time basis, and at a lower cost than many other forms of investing. These investments are subject to market risk and fluctuate in value. Uniquely for mutual-fund-type products, ETFs can also be used to short an index.

ETFs enable investors to gain broad exposure to entire stock markets and specific sectors with relative ease, on a real-time basis, and at a lower cost than many other forms of investing.

ETFs are bought on a commission basis, just like any other share. They can be purchased on margin, are lendable and are purchased on a commission basis just like any other share. They can be bought and sold at market, limit or as stop orders. They do not have any sales loads, although they do — like mutual funds — have annual expenses that range from 0.09% to 0.99%. ETFs have some of the lowest expense ratios among registered investment products. The annual expenses are deducted from dividend payments, which are typically paid on a semi-annual basis. ETFs are also transparent, in that the components are disclosed every trading day. In contrast, traditional mutual funds usually reveal their entire holdings just twice a year.

ETFs may appeal to a broad range of investors. The major players in this market have historically been large institutional investors seeking to index core holdings or pursue more aggressive market timing and sector rotation strategies. However, since smaller institutions and retail investors can trade in small lots, they can invest on essentially the same terms as larger investors.

ETFs offer numerous applications

- **Equitise cash flows.** This can be done in relatively small increments — ETFs typically have no minimum investment and the price of a single share is less than USD 200. ETFs can be a good alternative to using futures to manage cash flows: they can be bought in smaller sizes than futures; they do not require any special documentation or accounts; and investors do not have to worry about roll costs and margin requirements. In addition, the current array of ETFs covers many benchmarks for which there is no futures contract.
- **Asset allocation.** ETFs can be used to target sectors where there are no futures contracts. For settlement and administrative purposes, ETFs are a more efficient way of investing than purchasing a basket of individual stocks to track a given benchmark. They can also be a core holding in a multi-asset portfolio, providing a level of diversification that would otherwise be time consuming and expensive to attain by purchasing the underlying shares.
- **Core holdings.** ETFs can form the core holding in a portfolio with the aim of reducing portfolio risk. A core holding can help to ensure that a portfolio's performance does not widely deviate from an established benchmark.
- **Implement sector allocation or sector rotation models.** ETF products can be used to implement sector rotation and sector allocation strategies. They can also be used to adjust sector or country exposure.

Hedge a sector or country. ETFs can be used to hedge sector, country or regional exposure. They can be sold short to hedge a portfolio of stocks, allowing an investor to preserve a portfolio while protecting it from overall market losses. ETFs are transparent, in that the components are disclosed every trading day. In contrast, traditional mutual funds usually reveal their entire holdings just twice a year.

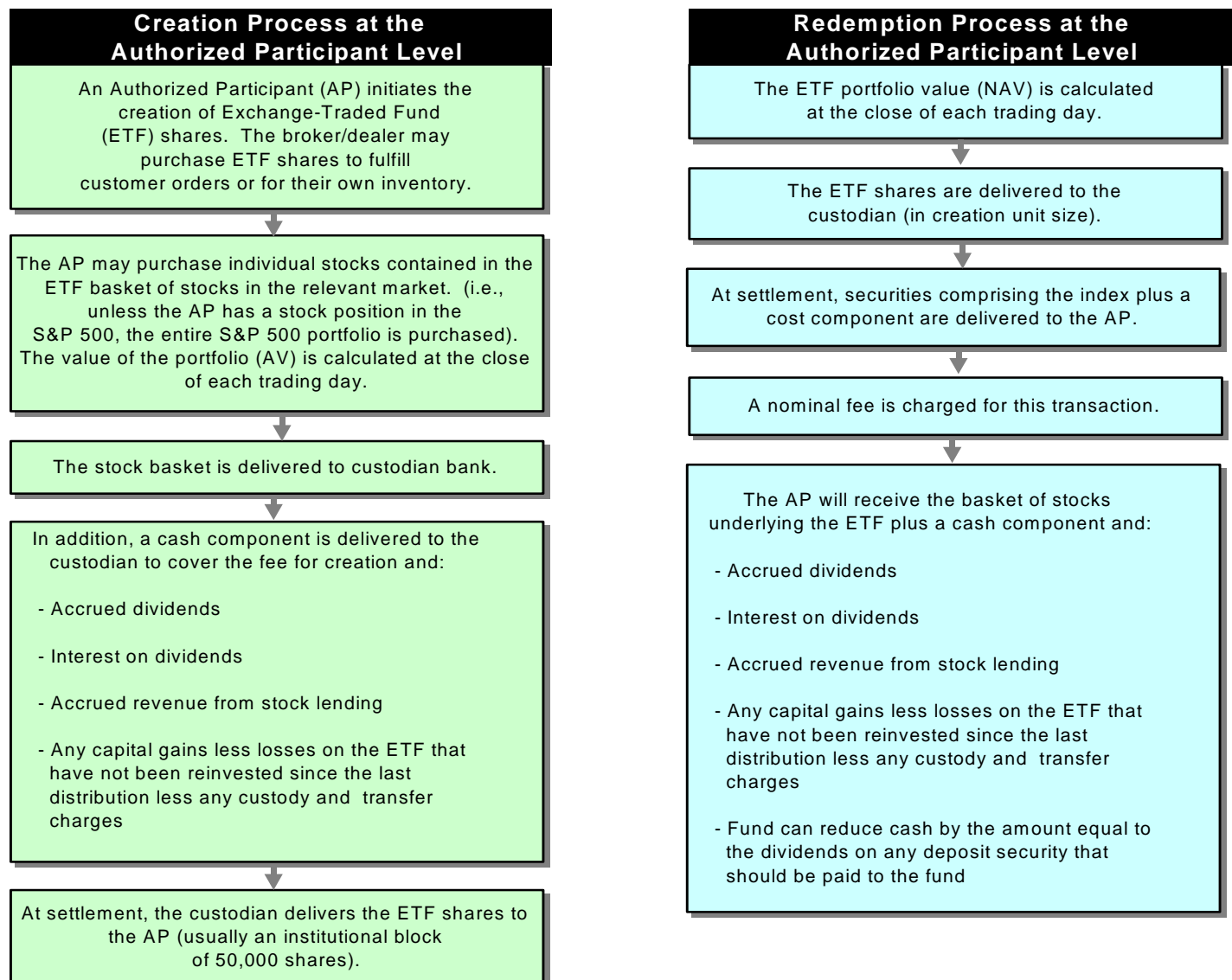
ETFs tend to trade at or close to their underlying NAVs. This is because there are arbitrageurs waiting to take advantage of a significant premium or discount relative to the underlying index. An arbitrageur will buy/sell the ETF and place an offsetting buy/sell transaction in the underlying basket of component stocks or futures.

ETFs afford investors two forms of liquidity. The first is through trading the shares on a secondary basis on the exchange. The second is via the 'creation unit' process, whereby an 'authorised participant' purchases the underlying basket of shares in the local market and deposits the basket 'in kind' into the ETF, creating more shares in that ETF. The unique creation / redemption process means that the liquidity in the ETF is driven by the liquidity in the underlying shares.

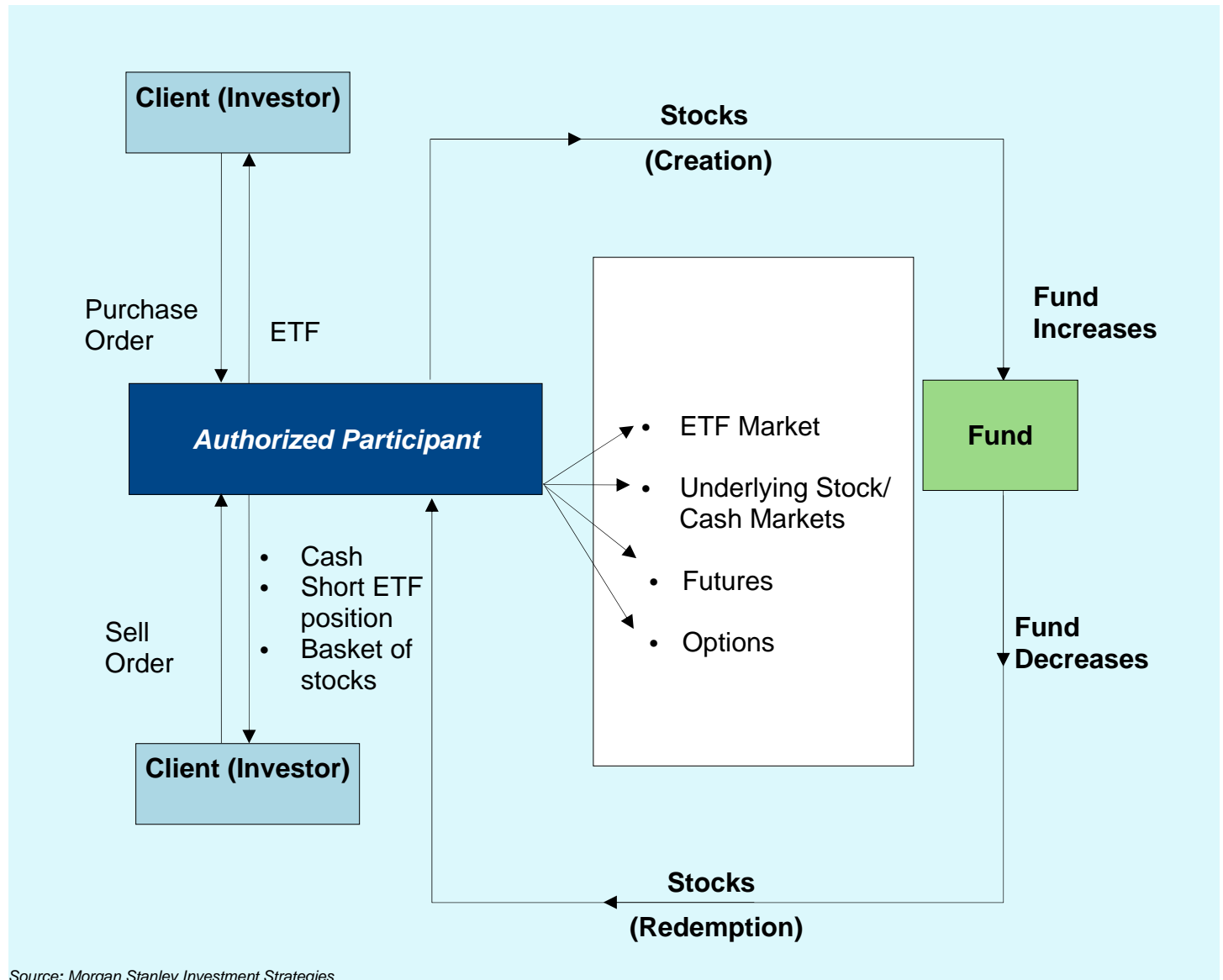
Small divergences in performance are possible between an ETF and the index it tracks. This can be due to fund fees and expenses, a slight premium or discount, a tracking error because of optimised replication of the tracked index, rebalancing due to index changes, or the dividend reinvestment policy of the fund.

Creation and Redemption Process

Exchange-traded funds are as liquid as the underlying basket of securities as they have a unique creation and redemption process. The ability to continually create or redeem shares helps keep an ETF's market price in line with its underlying net asset value. A key feature that distinguishes ETFs is that the shares are created by 'authorised participants' or creation/redemption brokers in block-size 'creation units'. The creator deposits into the applicable fund a portfolio of stocks closely approximating the holdings of the index in exchange for an institutional block of ETF shares (usually 50,000). Similarly, they can only be redeemed in redemption units, mainly 'in-kind' for a portfolio of stocks held by the fund. The redemption and creation processes are very similar. However, a key benefit is that the in-kind distribution of securities does not create a tax event, which could occur if the fund sold securities and delivered cash. This is a special advantage of ETFs versus an open-end indexed mutual fund, which would have to sell securities to meet cash redemptions.



ETF Trading Process



(This page intentionally left blank)

(This page intentionally left blank)

(This page intentionally left blank)

This report does not provide individually tailored investment advice. It has been prepared without regard to the individual financial circumstances and objectives of persons who receive it. The securities discussed in this report may not be suitable for all investors. Morgan Stanley recommends that investors independently evaluate particular investments and strategies, and encourages investors to seek the advice of a financial adviser. The appropriateness of a particular investment or strategy will depend on an investor's individual circumstances and objectives.

The information and opinions in this report were prepared by Morgan Stanley & Co. Incorporated ("Morgan Stanley").

This report is not an offer to buy or sell any security or to participate in any trading strategy. Morgan Stanley, Morgan Stanley DW Inc., affiliate companies and/or their employees may have investments in securities or derivatives of securities of companies mentioned in this report, and may trade them in ways different from those discussed in this report. Derivatives may be issued by Morgan Stanley or associated persons. The research analysts, strategists, or research associates principally responsible for the preparation of this research report have received compensation based upon various factors, including quality of research, investor client feedback, stock picking, competitive factors, firm revenues and investment banking revenues.

Morgan Stanley has no obligation to tell you when opinions or information in this report change. Morgan Stanley and its affiliate companies are involved in many businesses that may relate to companies mentioned in this report. These businesses include market making and specialized trading, risk arbitrage and other proprietary trading, fund management, investment services and investment banking.

This report is based on public information. Morgan Stanley makes every effort to use reliable, comprehensive information, but we make no representation that it is accurate or complete. This report was published on 16 Dec 05. Prices, assets under management (AUM) and Average Daily Volume are as captured from Bloomberg on 16 Dec 05. Other information is collected on a periodic basis. The information contained in this report may have changed and investors should obtain and read the ETF prospectuses from ETF managers and confirm any relevant information with ETF managers before investing.

This report has been prepared by Morgan Stanley research personnel. Facts and views presented in this report have not been reviewed by, and may not reflect information known to, professionals in other Morgan Stanley business areas, including investment banking personnel.

The value of and income from your investments may vary because of changes in interest rates or foreign exchange rates, securities prices or market indexes, operational or financial conditions of companies or other factors. There may be time limitations on the exercise of options or other rights in your securities transactions. Past performance is not necessarily a guide to future performance. Estimates of future performance are based on assumptions that may not be realized.

This publication is disseminated in Japan by Morgan Stanley Japan Limited; in Hong Kong by Morgan Stanley Dean Witter Asia Limited, in Singapore by Morgan Stanley Dean Witter Asia (Singapore) Pte., regulated by the Monetary Authority of Singapore; in Australia by Morgan Stanley Dean Witter Australia Limited A.B.N. 67 003 734 576, a licensed dealer, which accepts responsibility for its contents; in certain provinces of Canada by Morgan Stanley Canada Limited, which has approved of, and has agreed to take responsibility for, the contents of this publication in Canada; in Spain by Morgan Stanley, S.V., S.A., a Morgan Stanley group company, which is supervised by the Spanish Securities Markets Commission (CNMV) and states that this document has been written and distributed in accordance with the rules of conduct applicable to financial research as established under Spanish regulations; in the United States by Morgan Stanley & Co. Incorporated and Morgan Stanley DW Inc., which accept responsibility for its contents; and in the United Kingdom, this publication is approved by Morgan Stanley & Co. International Limited, solely for the purposes of section 21 of the Financial Services and Markets Act 2000 and is distributed in the European Union by Morgan Stanley & Co. International Limited, except as provided above. Private U.K. investors should obtain the advice of their Morgan Stanley & Co. representative about the investments concerned. In Australia, this report, and any access to it, is intended only for "wholesale clients" within the meaning of the Australian Corporations Act.

The trademarks and service marks contained herein are the property of their respective owners. Third-party data providers make no warranties or representations of any kind relating to the accuracy, completeness, or timeliness of the data they provide and shall not have liability for any damages of any kind relating to such data. The Global Industry Classification Standard ("GICS") was developed by and is the exclusive property of MSCI and S&P.

This report or any portion hereof may not be reprinted, sold or redistributed without the written consent of Morgan Stanley.

Additional information on recommended securities is available on request.

Morgan Stanley and others associated with it may make markets or specialize in, have positions in and effect transactions in securities of ETFs mentioned and may also perform or seek to perform brokerage and other services for those ETFs and may enter into transactions with them. Morgan Stanley participates in the creation and redemption of the securities covered in this report and as an authorized participant or otherwise, acquires such securities from the issuers for the purpose of resale. Morgan Stanley is an authorized participant in all ETFs except BLDRS, Powershares, and Rydex.MSCI, an affiliate of Morgan Stanley, receives licensing fees from Barclays Global Investors with respect to a number of the iShares ETFs based on MSCI indexes. Morgan Stanley receives sub-administration fees in connection with certain administrative duties performed for iShares Inc. and receives 12b-1 fees in connection with marketing and investor services performed for iShares Inc.R. Sheldon Johnson, a Managing Director of Morgan Stanley, is an officer of iShares Inc.

Investors may obtain prospectuses for the funds described in this report from the ETF distributor. The distributor for the iShares ETFs is SEI Investments Distribution Co. The distributor for BLDRS, Diamonds, Mid Cap SPDRS, SPDRS, Nasdaq 100 Index, Powershares, and Select Sector SPDRS is Alps Mutual Fund Services. The distributor for the Fidelity Nasdaq Composite Index Tracking Stock is Fidelity Distributors Corporation. The distributor for FRESKO is UBS Global Asset Management Inc. The distributor for the Rydex S&P Equal Weight ETF is Rydex Distributors. The distributor for the streetTRACKS ETFs is State Street Capital Markets,LLC. The distributor for the Vanguard ETFs is Vanguard Marketing Corp. The prospectuses contain more complete and important information about the ETFs and should be read carefully before investing. Investors should focus on the investment objectives, risks, charges and expenses of each investment company as contained in the prospectuses.

ETFs are redeemable only in Creation Unit size through an Authorized Participant