

Commodity Futures

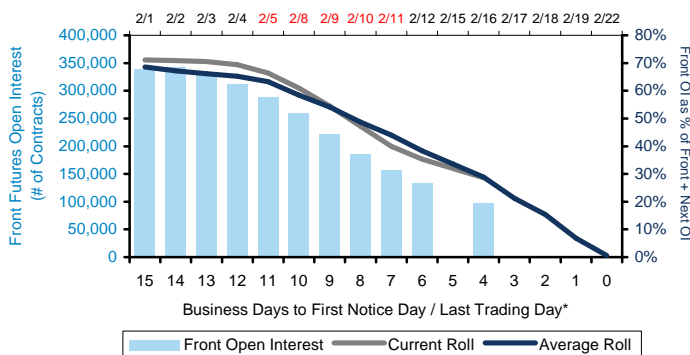
Roll Monitor

February 17, 2010

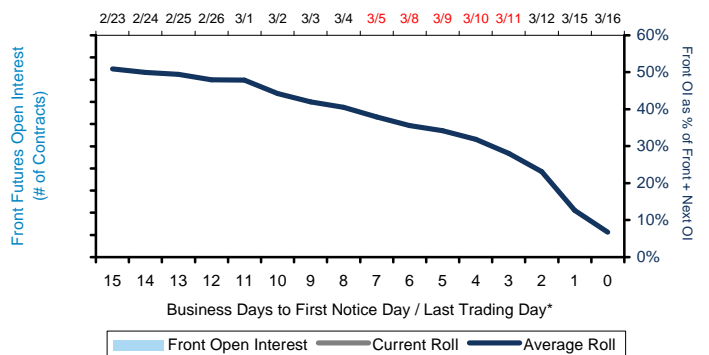
Erin Perzov +1 212 761 2188 erin.perzov@morganstanley.com
 Ellen Huebner +1 212 761 1786 ellen.huebner@morganstanley.com
 Leonid Kotlyar +1 212 761 8333 leonid.kotlyar@morganstanley.com

Energy Futures

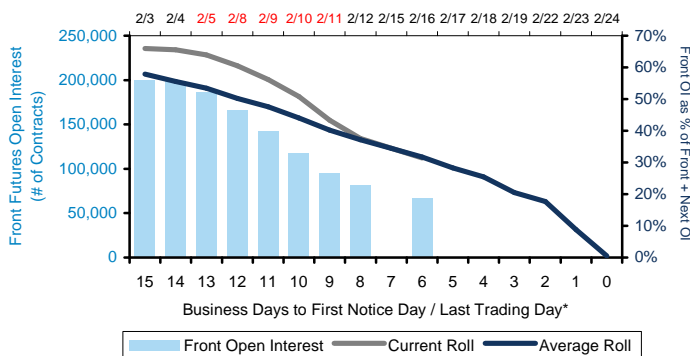
NYMEX WTI Crude Oil



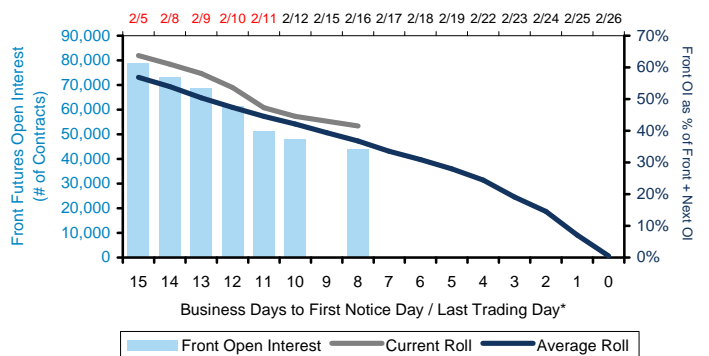
ICE Brent Crude Oil



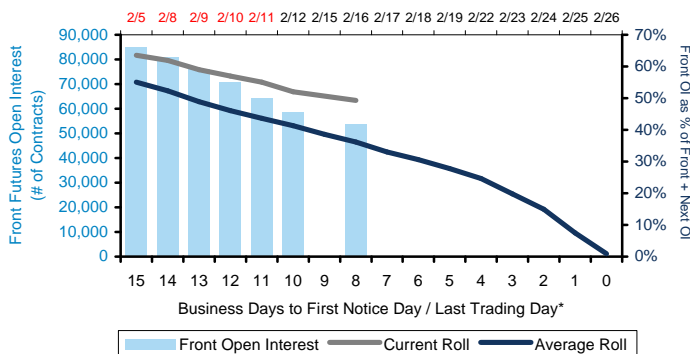
NYMEX Natural Gas



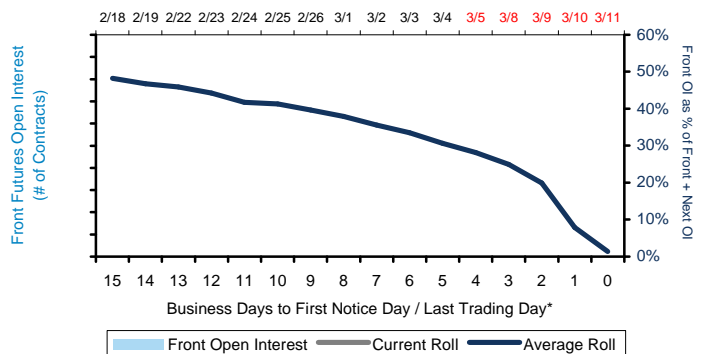
NYMEX RBOB Gasoline



NYMEX Heating Oil



ICE Gas Oil

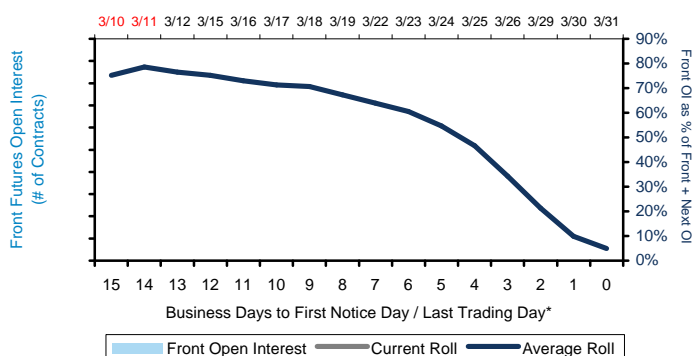


Source: Open interest data are from Bloomberg. Average Front OI as % of Front + Next OI is derived by Morgan Stanley for roll periods since the start of 2007.

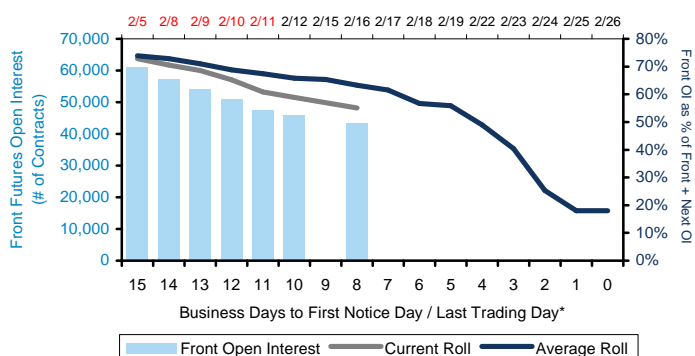
Note: *Business days shown are days to the futures first notice day or last trading day, whichever occurs first. Dates shown in red are days in the S&P GSCI roll period (5th to the 9th business day of each month).

Metal Futures

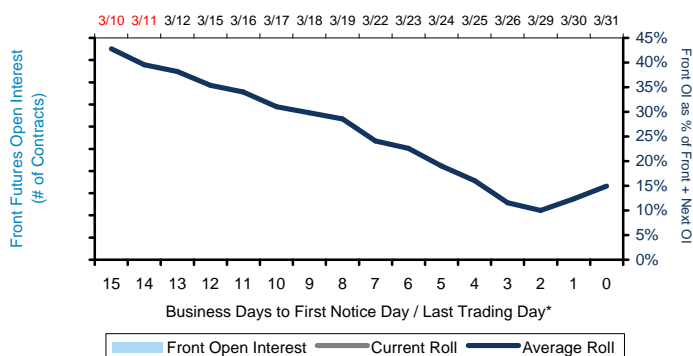
COMEX Gold 100 oz



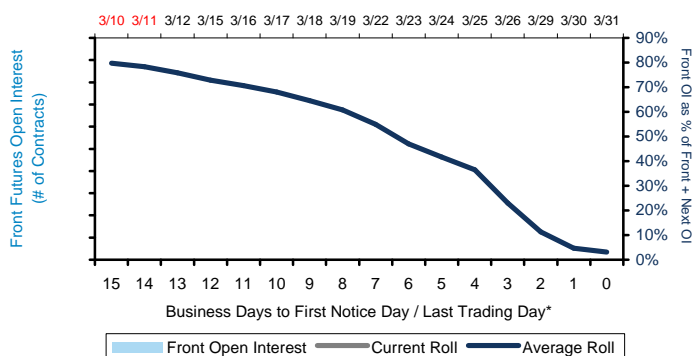
COMEX Silver



COMEX Copper



NYMEX Platinum



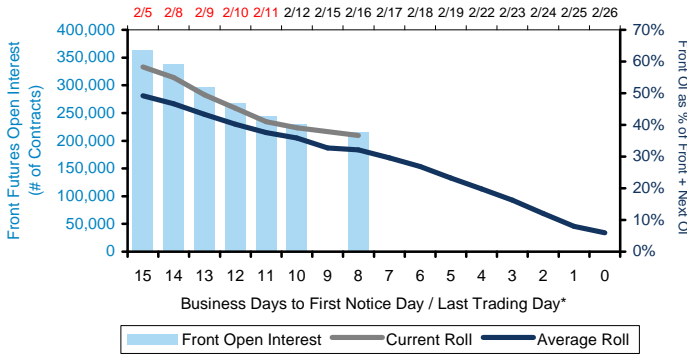
Source: Open interest data are from Bloomberg. Average Front OI as % of Front + Next OI is derived by Morgan Stanley for roll periods since the start of 2007.

Note: *Business days shown are days to the futures first notice day or last trading day, whichever occurs first. Dates shown in red are days in the S&P GSCI roll period (5th to the 9th business day of each month).

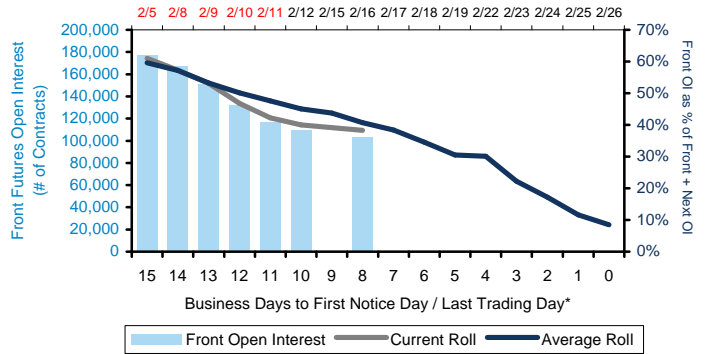
[†]Since 2007, LME 3rd Wednesday contracts represent roughly 50% of the total open interest in all LME listed futures for a given commodity.

Agricultural Futures

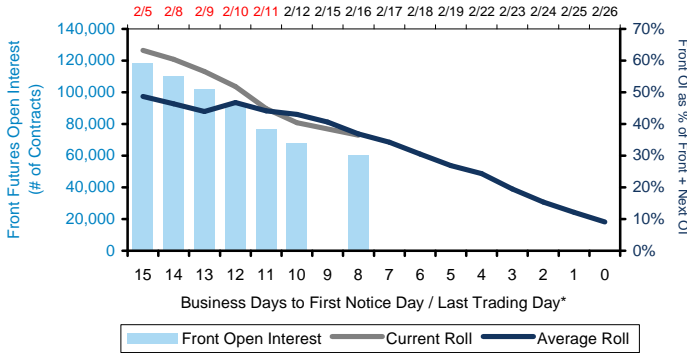
CME Corn



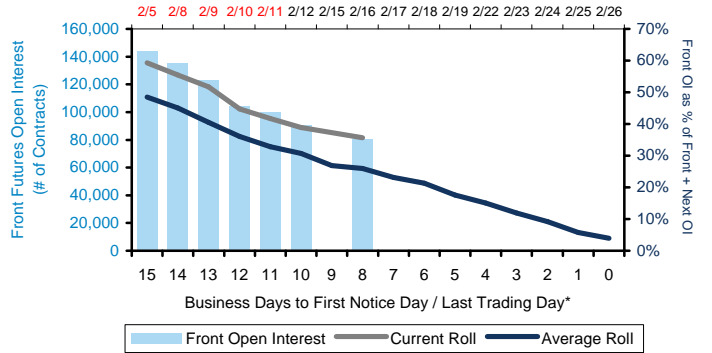
CME Soybean



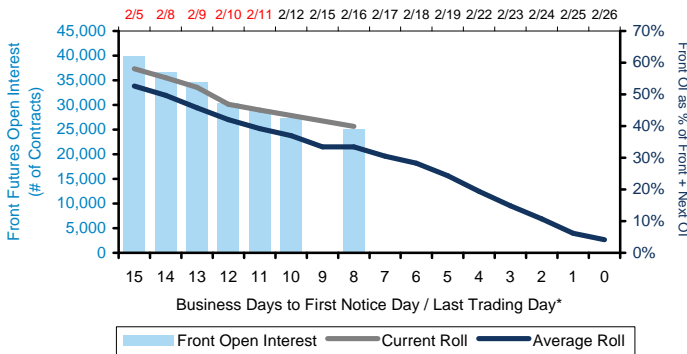
CME Soybean Oil



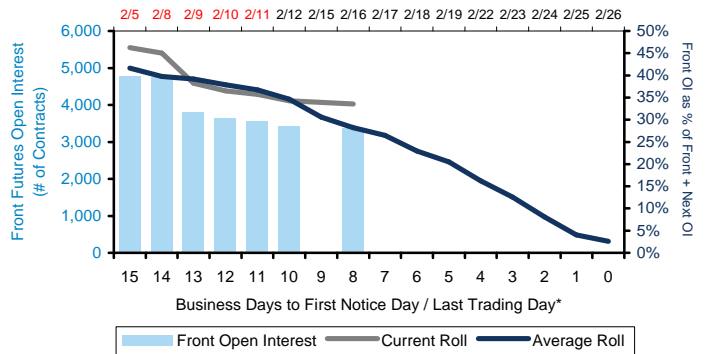
CME Wheat



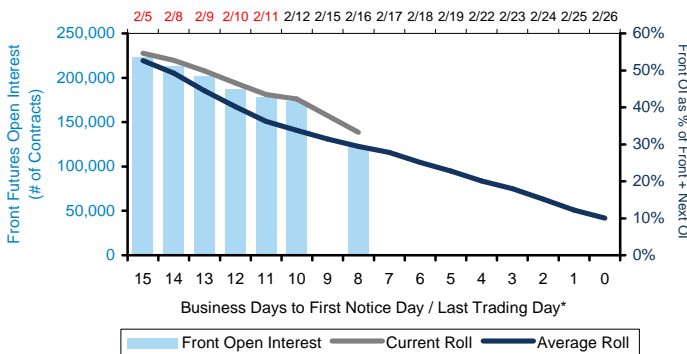
KCBT Wheat



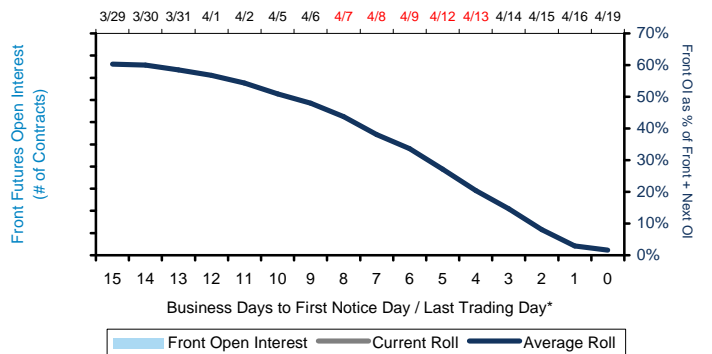
CME Oat



ICE US Sugar #11



ICE US Cocoa

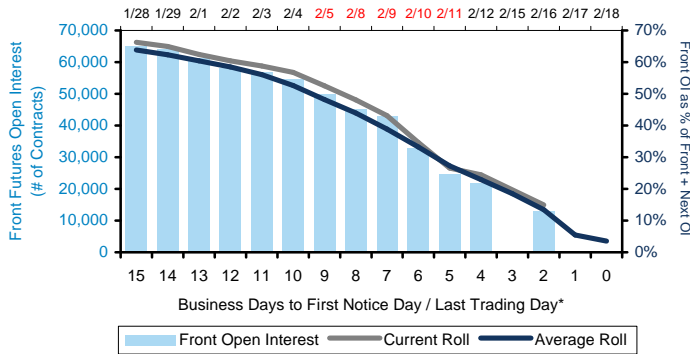


Source: Open interest data are from Bloomberg. Average Front OI as % of Front + Next OI is derived by Morgan Stanley for roll periods since the start of 2007.

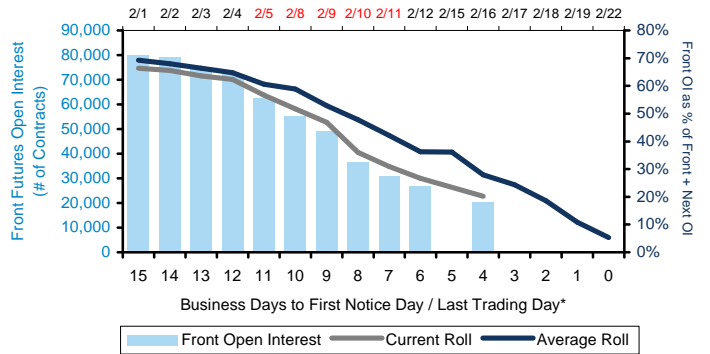
Note: *Business days shown are days to the futures first notice day or last trading day, whichever occurs first. Dates shown in red are days in the S&P GSCI roll period (5th to the 9th business day of each month).

This material is not a solicitation of any offer to buy or sell any security or other financial instrument or to participate in any trading strategy. This material was not prepared by the Morgan Stanley Research Department, and you should not regard it as a research report. Please refer to important information and qualifications at the end of this material.

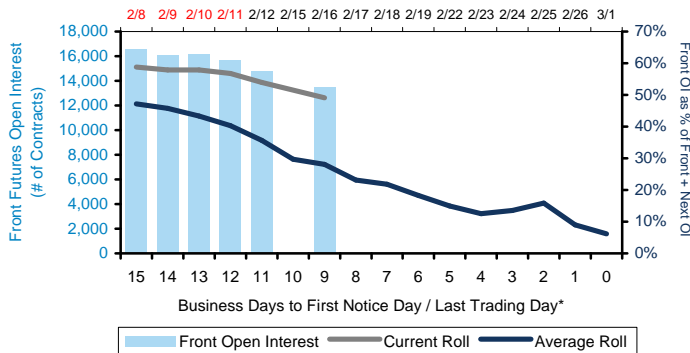
ICE US Coffee "C"



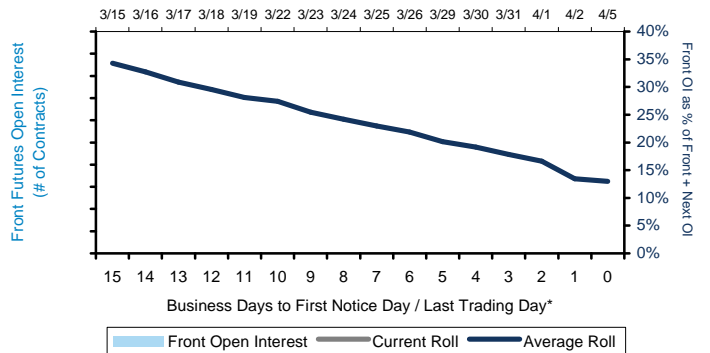
ICE US Cotton No. 2



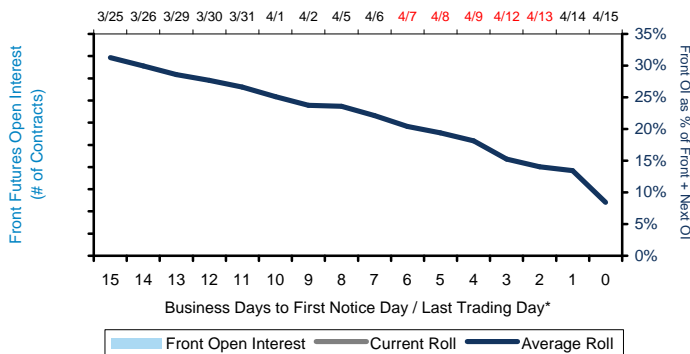
ICE US FCOJ-A



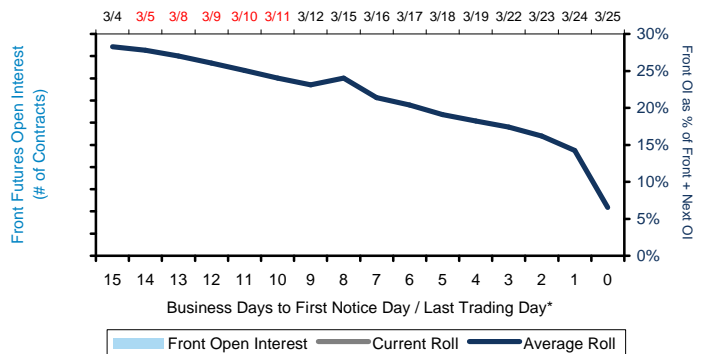
CME Live Cattle



CME Lean Hogs



CME Feeder Cattle



Source: Open interest data are from Bloomberg. Average Front OI as % of Front + Next OI is derived by Morgan Stanley for roll periods since the start of 2007.

Note: *Business days shown are days to the futures first notice day or last trading day, whichever occurs first. Dates shown in red are days in the S&P GSCI roll period (5th to the 9th business day of each month).

IMPORTANT INFORMATION AND QUALIFICATIONS:

The information provided herein was prepared by sales, trading, other non-research personnel of one of the following: Morgan Stanley & Co. Incorporated, Morgan Stanley & Co. International PLC, Morgan Stanley Japan Securities Co., Ltd, Morgan Stanley Capital Group Inc. and/or Morgan Stanley Asia Limited (together with their affiliates, hereinafter "Morgan Stanley"), but is not a product of Morgan Stanley's Equity Research or Fixed Income Research Departments. This communication is a marketing communication and is not a research report, though it may refer to a Morgan Stanley research report or the views of a Morgan Stanley research analyst. We are not commenting on the fundamentals of any companies mentioned. Unless indicated, all views expressed herein are the views of the author's and may differ from or conflict with those of the Morgan Stanley Equity Research or Fixed Income Research Departments or others in the Firm. For additional information, research reports and important disclosures, see <https://secure.ms.com>.

The information provided herein has been prepared solely for informational purposes and is not an offer to buy or sell or a solicitation of an offer to buy or sell the securities or instruments mentioned or to participate in any particular trading strategy. These materials have been based upon information generally available to the public from sources believed to be reliable. No representation is given with respect to their accuracy or completeness, and they may change without notice. Morgan Stanley on its own behalf and on behalf of its affiliates disclaims any and all liability relating to these materials, including, without limitation, any express or implied representations or warranties for statements or errors contained in, or omissions from, these materials. Morgan Stanley and others associated with it may make markets or specialize in, have or may in the future enter into principal or proprietary positions (long or short) in and effect transactions in securities of companies or trading strategies mentioned or described herein and may also perform or seek to perform investment banking, brokerage or other services for those companies and may enter into transactions with them. We may at any time modify or liquidate all or a portion of such positions and we are under no obligation to contact you to disclose any such intention to modify or liquidate or any such modification or liquidation. Morgan Stanley acts as "prime broker" and lender for a number of hedge funds. As a result, Morgan Stanley may indirectly benefit from increases in investments in hedge funds.

Unless stated otherwise, the material contained herein has not been based on a consideration of any individual client circumstances and as such should not be considered to be a personal recommendation. We remind investors that these investments are subject to market risk and will fluctuate in value. The investments discussed or recommended in this communication may be unsuitable for investors depending upon their specific investment objectives and financial position. Where an investment is denominated in a currency other than the investor's currency, changes in rates of exchange may have an adverse effect on the value, price of, or income derived from the investment. The performance data quoted represents past performance. Past performance is not indicative of future returns. No representation or warranty is made that any returns indicated will be achieved. Certain assumptions may have been made in this analysis which have resulted in any returns detailed herein. Transaction costs (such as commissions) are not included in the calculation of returns. Changes to the assumptions may have a material impact on any returns detailed. Potential investors should be aware that certain legal, accounting and tax restrictions, margin requirements, commissions and other transaction costs and changes to the assumptions set forth herein may significantly affect the economic consequences of the transactions discussed herein. The information and analyses contained herein are not intended as tax, legal or investment advice and may not be suitable for your specific circumstances.

These materials may not be distributed in any jurisdiction where it is unlawful to do so. The products described in this communication may not be marketed or sold or be available for offer or sale in a number of jurisdictions where it is unlawful to do so. This publication is disseminated in Japan by Morgan Stanley Japan Securities Co., Ltd only to those investors who are "Professional Investors" (tokutei toushika) as defined in the Financial Instrument Exchange Law of Japan and may not be redistributed to other types of investors without the prior written consent of Morgan Stanley; in Hong Kong by Morgan Stanley Asia Limited; in Singapore by Morgan Stanley Asia (Singapore) Pte. and/or Morgan Stanley Asia (Singapore) Securities Pte. Ltd., each regulated by the Monetary Authority of Singapore, which accept responsibility for its contents; in Australia by Morgan Stanley Australia Limited A.B.N. 67 003 734 576, A.F.S.L. No. 233742 and/or Morgan Stanley Australia Securities Limited A.B.N. 55 078 652 276, A.F.S.L. No. 233741, which accept responsibility for its contents; in Canada by Morgan Stanley Canada Limited, which has approved of, and has agreed to take responsibility for, the contents of this publication in Canada; in Spain by Morgan Stanley, S.V., S.A., a Morgan Stanley group company, which is supervised by the Spanish Securities Markets Commission (CNMV) and states that this document has been written and distributed in accordance with the rules of conduct applicable to financial research as established under Spanish regulations; in the United States it is directed only to institutional clients and is distributed by Morgan Stanley & Co. Incorporated, which accepts responsibility for its contents; and in the United Kingdom it is directed only to those persons who are eligible counterparties or professional clients and must not be acted on or relied upon by retail clients (each as defined in the UK Financial Services Authority's rules) and is distributed in the European Union by Morgan Stanley & Co. International plc, except as provided above. Private U.K. investors should obtain the advice of their Morgan Stanley & Co. International plc representative about the investments concerned. In Australia, this publication, and any access to it, is intended only for "wholesale clients" within the meaning of the Australian Corporations Act. The trademarks and service marks contained herein are the property of their respective owners. Third-party data providers make no warranties or representations of any kind relating to the accuracy, completeness, or timeliness of the data they provide and shall not have liability for any damages of any kind relating to such data.

HYPOTHETICAL PERFORMANCE RESULTS HAVE MANY INHERENT LIMITATIONS, SOME OF WHICH ARE DESCRIBED BELOW. NO REPRESENTATION IS BEING MADE THAT ANY ACCOUNT WILL OR IS LIKELY TO ACHIEVE PROFITS OR LOSSES SIMILAR TO THOSE SHOWN. IN FACT, THERE ARE FREQUENTLY SHARP DIFFERENCES BETWEEN HYPOTHETICAL PERFORMANCE RESULTS AND THE ACTUAL RESULTS SUBSEQUENTLY ACHIEVED BY ANY PARTICULAR TRADING PROGRAM. ONE OF THE LIMITATIONS OF HYPOTHETICAL PERFORMANCE RESULTS IS THAT THEY ARE GENERALLY PREPARED WITH THE BENEFIT OF HINDSIGHT. IN ADDITION, HYPOTHETICAL TRADING DOES NOT INVOLVE FINANCIAL RISK, AND NO HYPOTHETICAL TRADING RECORD CAN COMPLETELY ACCOUNT FOR THE IMPACT OF FINANCIAL RISK IN ACTUAL TRADING. FOR EXAMPLE, THE ABILITY TO WITHSTAND LOSSES OR TO ADHERE TO A PARTICULAR TRADING PROGRAM IN SPITE OF TRADING LOSSES ARE MATERIAL POINTS WHICH CAN ALSO ADVERSELY AFFECT ACTUAL TRADING RESULTS. THERE ARE NUMEROUS OTHER FACTORS RELATED TO THE MARKETS IN GENERAL OR TO THE IMPLEMENTATION OF ANY SPECIFIC TRADING PROGRAM WHICH CANNOT BE FULLY ACCOUNTED FOR IN THE PREPARATION OF HYPOTHETICAL PERFORMANCE RESULTS AND ALL OF WHICH CAN ADVERSELY AFFECT ACTUAL TRADING RESULTS.

Any estimates, projections or predictions (including in tabular form) given in this communication are intended to be forward-looking statements. Although Morgan Stanley believes that the expectations in such forward-looking statement are reasonable, it can give no assurance that any forward-looking statements will prove to be correct. Such estimates are subject to actual known and unknown risks, uncertainties and other factors that could cause actual results to differ materially from those projected. These forward-looking statements speak only as of the date of this communication. Morgan Stanley expressly disclaims any obligation or undertaking to update or revise any forward-looking statement contained herein to reflect any change in its expectations or any change in circumstances upon which such statement is based. Prices indicated are Morgan Stanley offer prices at the close of the date indicated. Actual transactions at these prices may not have been effected.

The trademarks and service marks contained herein are the property of their respective owners. Additional information on recommended securities discussed herein is available on request. This communication or any portion hereof, may not be reprinted, resold or redistributed without the prior written consent of Morgan Stanley.

The trading of futures or options on futures contains inherent risks. We remind investors that these investments are subject to market risk and will fluctuate in value. The investments discussed or recommended in this communication may be unsuitable for investors depending upon their specific investment objectives and financial position. Where an investment is denominated in a currency other than the investor's currency, changes in rates of exchange may have an adverse effect on the value, price of, or income derived from the investment. Transaction costs (such as commissions) are not included in the calculation of returns. Potential investors should be aware that certain legal, accounting and tax restrictions, margin requirements, commissions and other transaction costs and changes to the assumptions set forth herein may significantly affect the economic consequences of the transactions discussed herein. The information and analyses contained herein are not intended as tax, legal or investment advice and may not be suitable for your specific circumstances. Morgan Stanley does not give investment, tax, accounting and legal or regulatory advice and prospective investors should consult with their professional advisors.

This communication provides an indicative price(s) or estimate(s) ("Indication") that is provided to you for information purposes only and is not intended for use by any third party. The Indication is indicative only as of the date shown and is not an offer to purchase or sell any instrument or enter into, transfer and assign, or terminate any transaction, security or instrument ("Transaction"), or a commitment by Morgan Stanley to make such an offer. Rather, such Indications generally represent a good faith estimate of a mid-market estimate, a market bid and/or market ask, or any other price or estimate within a market spread. The Indication does not necessarily reflect the price at which a Transaction could actually be effected.